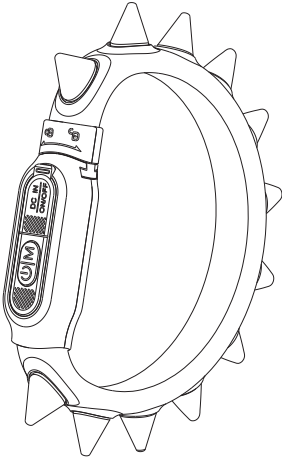


2-IN-1 PET COLLAR WITH LED LIGHT

OPERATION INSTRUCTIONS



MODEL:P01

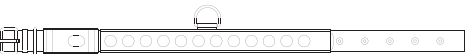
Please carefully read and properly store this manual before use.

Thank you for purchasing this product. For your convenience, please carefully read and keep this manual safe before use.
The images in this manual are for illustrative purposes only, and the actual product shall prevail.
Safety precautions
Please carefully read the instructions before use and use this product correctly according to the operating instructions.
If there is any abnormality with the product during use, please stop using it immediately.
Do not disassemble the machine by yourself as it may cause personal injury.
This product uses polymer batteries. If there are relevant regulations in your country, please make sure to uniformly dispose of the old batteries in the designated area.

INVENTORY



Frame×1



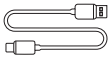
Bandage×1



Remote Control×1



Tag×1



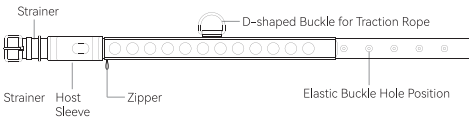
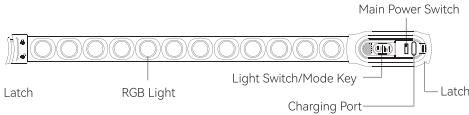
Charging cable×1

PRODUCT PARAMETERS

Product model: P01
Input voltage: 5V/1A

Battery capacity: 500mAh
Remote control distance: within 10 meters

PRODUCT MIX



FUNCTION DESCRIPTION

Key Functions:

Light switch/mode key:
Long press: enter sleep mode (short press to cancel sleep while in sleep mode); Short press: Switch the lighting modes in sequence (there are a total of 8 lighting modes, please refer to the lighting functions below for details).
Note: The functions of the remote control buttons are consistent with the switch/mode keys.

Main Power Switch:

The main power switch, ON is in the powered on state, and OFF is in the powered off state.

Indicator Light Function:

Flashing red light: low battery state;
Red light always on: charging in progress;
Green light always on: fully charged.

Lighting function:

The lighting functions are: running, breathing, flashing, flowing water, warning light, purple, red, and technology blue.

User Maintenance Certificate

In order to provide you with better service, please complete the following user information

Warranty Period	Within one year from the date of purchase	Product Arrival Date: ____/____/____
Customer Information	Address:	
	Full Name:	
	Phone Number:	
	Purchase ID:	
Maintenance Reasons		
Maintenance Records		

FCC Statement

This equipment has been tested and found to comply with the limits for a Class B digital device, pursuant to part 15 of the FCC Rules. These limits are designed to provide reasonable protection against harmful interference in a residential installation. This equipment generates, uses and can radiate radio frequency energy and, if not installed and used in accordance with the instructions, may cause harmful interference to radio communications. However, there is no guarantee that interference will not occur in a particular installation. If this equipment does cause harmful interference to radio or television reception, which can be determined by turning the equipment off and on, the user is encouraged to try to correct the interference by one or more of the following measures:

- Reorient or relocate the receiving antenna.
- Increase the separation between the equipment and receiver.
- Connect the equipment into an outlet on a circuit different from that to which the receiver is connected.
- Consult the dealer or an experienced radio/TV technician for help.

Caution: Any changes or modifications to this device not explicitly approved by manufacturer could void your authority to operate this equipment.

This device complies with part 15 of the FCC Rules. Operation is subject to the following two conditions:
(1) This device may not cause harmful interference, and
(2) this device must accept any interference received, including interference that may cause undesired operation.

RF Exposure Information
The device has been evaluated to meet general RF exposure requirement.
The device can be used in portable exposure condition, compliance with exposure requirements.



Made in China