
FCC Test Report

Report No.: AGC04536240301FE01

FCC ID : 2BFGEJT-3988

APPLICATION PURPOSE : Original Equipment

PRODUCT DESIGNATION : Two Way Radio

BRAND NAME : N/A

MODEL NAME : JT-3988, JT-3988PLUS, JT-6000, JT-6000PLUS, JT-3988MAX, JT-3988HP, JT-3988

APPLICANT : Jingtong (Quanzhou) Electronics Co., Ltd

DATE OF ISSUE : Apr. 02, 2024

STANDARD(S) : FCC Part 15 Subpart B

REPORT VERSION : V 1.0

Attestation of Global Compliance (Shenzhen) Co., Ltd



Any report having not been signed by authorized approver, or having been altered without authorization, or having not been stamped by the "Dedicated Testing/Inspection Stamp" is deemed to be invalid. Copying or excerpting portion of, or altering the content of the report is not permitted without the written authorization of AGC. The test results presented in the report apply only to the tested sample. Any objections to report issued by AGC should be submitted to AGC within 15days after the issuance of the test report. Further enquiry of validity or verification of the test report should be addressed to AGC by agc01@agccert.com.

Attestation of Global Compliance(Shenzhen)Co., Ltd
Attestation of Global Compliance(Shenzhen)Std & Tech Co., Ltd
Tel: +86-755 2523 4088 E-mail: agc@agccert.com Web: <http://www.agccert.com/>



Report Revise Record

Report Version	Revise Time	Issued Date	Valid Version	Notes
V1.0	/	Apr. 02, 2024	Valid	Initial Release

Any report having not been signed by authorized approver, or having been altered without authorization, or having not been stamped by the “Dedicated Testing/Inspection Stamp” is deemed to be invalid. Copying or excerpting portion of, or altering the content of the report is not permitted without the written authorization of AGC. The test results presented in the report apply only to the tested sample. Any objections to report issued by AGC should be submitted to AGC within 15days after the issuance of the test report. Further enquiry of validity or verification of the test report should be addressed to AGC by agc01@agccert.com.

Attestation of Global Compliance(Shenzhen)Co., Ltd
Attestation of Global Compliance(Shenzhen)Std & Tech Co., Ltd
Tel: +86-755 2523 4088 E-mail: agc@agccert.com Web: <http://www.agccert.com/>

TABLE OF CONTENTS

1. GENERAL INFORMATION	4
2. PRODUCT INFORMATION	5
2.1 PRODUCT TECHNICAL DESCRIPTION	5
2.2 AUXILIARY SURROUNDING DESCRIPTION	5
2.3 TEST METHODOLOGY	6
2.4 DESCRIPTION OF TEST MODES.....	6
3. TEST ENVIRONMENT	7
3.1 ADDRESS OF THE TEST LABORATORY	7
3.2 TEST FACILITY	7
3.3 ENVIRONMENTAL CONDITIONS.....	8
3.4 MEASUREMENT UNCERTAINTY	8
3.5 LIST OF EQUIPMENTS USED	9
4. SUMMARY OF TEST RESULTS.....	10
5. RADIATED EMISSION MEASUREMENTS	11
5.1 PROVISIONS APPLICABLE.....	11
5.2 MEASUREMENT SETUP.....	11
5.3 MEASUREMENT PROCEDURE.....	12
5.4 MEASUREMENT RESULT	14
6. CONDUCTED EMISSION MEASUREMENTS.....	18
6.1 PROVISIONS APPLICABLE.....	18
6.2 MEASUREMENT SETUP.....	18
6.3 MEASUREMENT PROCEDURE.....	19
6.4 MEASUREMENT RESULT	20
7. ANTENNA CONDUCTED POWER FOR RECEIVERS	22
7.1 PROVISIONS APPLICABLE.....	22
7.2 MEASUREMENT SETUP.....	22
7.3 MEASUREMENT PROCEDURE.....	22
7.4 MEASUREMENT RESULT	23
8. SCANNING RECEIVERS AND FREQUENCY CONVERTERS USED WITH SCANNING RECEIVERS	25
8.1 PROVISIONS APPLICABLE.....	25
8.2 MEASUREMENT SETUP.....	25
8.3 MEASUREMENT PROCEDURE.....	25
8.4 MEASUREMENT RESULT	26
APPENDIX I: PHOTOGRAPHS OF TEST SETUP	27
APPENDIX II: PHOTOGRAPHS OF TEST EUT.....	27

Any report having not been signed by authorized approver, or having been altered without authorization, or having not been stamped by the "Dedicated Testing/Inspection Stamp" is deemed to be invalid. Copying or excerpting portion of, or altering the content of the report is not permitted without the written authorization of AGC. The test results presented in the report apply only to the tested sample. Any objections to report issued by AGC should be submitted to AGC within 15days after the issuance of the test report. Further enquiry of validity or verification of the test report should be addressed to AGC by agc01@agccert.com.

1. GENERAL INFORMATION

Applicant	Jingtong (Quanzhou) Electronics Co., Ltd
Address	No.288, Si Huang industry zone, Xiamei Town, Nan An, Quanzhou, Fujian, China
Manufacturer	Jingtong (Quanzhou) Electronics Co., Ltd
Address	No.288, Si Huang industry zone, Xiamei Town, Nan An, Quanzhou, Fujian, China
Factory	Jingtong (Quanzhou) Electronics Co., Ltd
Address	No.288, Si Huang industry zone, Xiamei Town, Nan An, Quanzhou, Fujian, China
Product Designation	Two Way Radio
Brand Name	N/A
Test Model	JT-3988
Series Model(s)	JT-3988PLUS, JT-6000, JT-6000PLUS, JT-3988MAX, JT-3988HP, JT-3988
Difference Description	Only the shell colour, cover line design and model name are different.
Date of receipt of test item	Mar. 21, 2024
Date of Test	Mar. 21, 2024~Apr. 02, 2024
Deviation from Standard	No any deviation from the test method
Condition of Test Sample	Normal
Test Result	Pass
Test Report Form No	AGCTR-ER-FCC-SDOC V1.0

The above equipment was tested by Attestation Of Global Compliance (Shenzhen) Co., Ltd. for compliance with the requirements set forth in the FCC Rules and Regulations Part 15, the measurement procedure according to ANSI C63.4:2014. This said equipment in the configuration described in this report shows the maximum emission levels emanating from equipment are within the compliance requirements. The test results of this report relate only to the tested sample identified in this report.

Prepared By



Bibo Zhang
(Project Engineer)

Apr. 02, 2024

Reviewed By



Calvin Liu
(Reviewer)

Apr. 02, 2024

Approved By



Max Zhang
Authorized Officer

Apr. 02, 2024

Any report having not been signed by authorized approver, or having been altered without authorization, or having not been stamped by the "Dedicated Testing/Inspection Stamp" is deemed to be invalid. Copying or excerpting portion of, or altering the content of the report is not permitted without the written authorization of AGC. The test results presented in the report apply only to the tested sample. Any objections to report issued by AGC should be submitted to AGC within 15days after the issuance of the test report. Further enquiry of validity or verification of the test report should be addressed to AGC by agc01@agccert.com.

Attestation of Global Compliance(Shenzhen)Co., Ltd

Attestation of Global Compliance(Shenzhen)Std & Tech Co., Ltd

Tel: +86-755 2523 4088 E-mail: agc@agccert.com Web: http://www.agccert.com/

2. PRODUCT INFORMATION

2.1 PRODUCT TECHNICAL DESCRIPTION

Housing Type	Plastic and metal
RX Frequency Range	136-174MHz, 220-260MHz, 350-390MHz, 403-470MHz, 470-520MHz (Scanning Receiver) 65MHz-108MHz(FM Receiver),108MHz-136MHz(AM Receiver)
Equipment Type	Table-Top
Hardware Version	JT_3988L_V02
Software Version	V0.16
Power Supply	DC 7.2V,2600mAh by battery

I/O Port Information (<input checked="" type="checkbox"/> Applicable <input type="checkbox"/> Not Applicable)			
I/O Port of EUT			
I/O Port Type	Q'TY	Cable	Tested with
Antenna Port	1	N/A	1
Earphone Port	1	1.0m Unshielded	1

2.2 AUXILIARY SURROUNDING DESCRIPTION

The Following Peripheral Devices And Interface Cables Were Connected During The Measurement:

☒ Test Accessories Come From The Laboratory

Equipment	Manufacturer	Model Name	Specification	Data Cable	Power Cable
Adapter	Huawei	HW-200440C00	Input(AC):100V-240V 50/60Hz 2.4A Output(DC): 9V/3A	-	-

☒ Test Accessories Come From The Manufacturer

Equipment	Manufacturer	Model Name	Specification	Data Cable	Power Cable
Antenna	N/A	N/A	N/A	N/A	N/A
Battery	Jingtong (Quanzhou) Electronics Co., Ltd	JT-3988	DC 7.4V 2600mAh	N/A	N/A

Any report having not been signed by authorized approver, or having been altered without authorization, or having not been stamped by the "Dedicated Testing/Inspection Stamp" is deemed to be invalid. Copying or excerpting portion of, or altering the content of the report is not permitted without the written authorization of AGC. The test results presented in the report apply only to the tested sample. Any objections to report issued by AGC should be submitted to AGC within 15days after the issuance of the test report. Further enquiry of validity or verification of the test report should be addressed to AGC by agc01@agccert.com.

Attestation of Global Compliance(Shenzhen)Co., Ltd
Attestation of Global Compliance(Shenzhen)Std & Tech Co., Ltd
Tel: +86-755 2523 4088 E-mail: agc@agccert.com Web: http://www.agccert.com/

2.3 TEST METHODOLOGY

The tests were performed according to following standards:

No.	Identity	Document Title
1	FCC 47 CFR Part 15	Radio Frequency Devices
2	ANSI C63.4-2014	American National Standard for Methods of Measurement of Radio Noise Emissions from Low-Voltage Electrical and Electronic Equipment in the Range of 9 kHz to 40 GHz

2.4 DESCRIPTION OF TEST MODES

No.	Test Mode	Remark
1	Scanning mode	Worst
2	Scanning stopped/Receiving at low channel of 136 MHz to 174 MHz	--
3	Scanning stopped/Receiving at middle channel of 136 MHz to 174 MHz	--
4	Scanning stopped/Receiving at high channel of 136 MHz to 174 MHz	--
5	Scanning stopped/Receiving at low channel of 220 MHz to 260 MHz	
6	Scanning stopped/Receiving at middle channel of 220 MHz to 260 MHz	
7	Scanning stopped/Receiving at high channel of 220 MHz to 260 MHz	
8	Scanning stopped/Receiving at low channel of 350 MHz to 390 MHz	
9	Scanning stopped/Receiving at middle channel of 350 MHz to 390 MHz	
10	Scanning stopped/Receiving at high channel of 350 MHz to 390 MHz	
11	Scanning stopped/Receiving at low channel of 403 MHz to 470 MHz	
12	Scanning stopped/Receiving at middle channel of 403 MHz to 470 MHz	
13	Scanning stopped/Receiving at high channel of 403 MHz to 470 MHz	
14	Scanning stopped/Receiving at low channel of 470 MHz to 520 MHz	
15	Scanning stopped/Receiving at middle channel of 470 MHz to 520 MHz	
16	Scanning stopped/Receiving at high channel of 470 MHz to 520 MHz	
17	FM Receiver at 65MHz-108MHz Mode	
18	AM Receiver at 108MHz-137MHz mode	

Note: Only the result of the worst case was recorded in the report.

Any report having not been signed by authorized approver, or having been altered without authorization, or having not been stamped by the "Dedicated Testing/Inspection Stamp" is deemed to be invalid. Copying or excerpting portion of, or altering the content of the report is not permitted without the written authorization of AGC. The test results presented in the report apply only to the tested sample. Any objections to report issued by AGC should be submitted to AGC within 15days after the issuance of the test report. Further enquiry of validity or verification of the test report should be addressed to AGC by agc01@agccert.com.

3. TEST ENVIRONMENT

3.1 ADDRESS OF THE TEST LABORATORY

Laboratory: Attestation of Global Compliance (Shenzhen) Co., Ltd.

Address: 1-2/F, Building 19, Junfeng Industrial Park, Chongqing Road, Heping Community, Fuhai Street, Bao'an District, Shenzhen, Guangdong, China

3.2 TEST FACILITY

The test facility is recognized, certified, or accredited by the following organizations:

CNAS-Lab Code: L5488

Attestation of Global Compliance (Shenzhen) Co., Ltd. has been assessed and proved to be in compliance with CNAS-CL01 Accreditation Criteria for Testing and Calibration Laboratories (identical to ISO/IEC17025: 2017 General Requirements) for the Competence of Testing and Calibration Laboratories.

A2LA-Lab Cert. No.: 5054.02

Attestation of Global Compliance (Shenzhen) Co., Ltd. EMC Laboratory has been accredited by A2LA for technical competence in the field of electrical testing, and proved to be in compliance with ISO/IEC 17025: 2017 General Requirements for the Competence of Testing and Calibration Laboratories and any additional program requirements in the identified field of testing.

FCC-Registration No.: 975832

Attestation of Global Compliance (Shenzhen) Co., Ltd. EMC Laboratory has been registered and fully described in a report filed with the FCC (Federal Communications Commission). The acceptance letter from the FCC is maintained in our files with Registration 975832.

IC-Registration No.: 24842 (CAB identifier: CN0063)

Attestation of Global Compliance (Shenzhen) Co., Ltd. EMC Laboratory has been registered and fully described in a report filed with the Certification and Engineering Bureau of Industry Canada. The acceptance letter from the IC is maintained in our files with Registration 24842.

3.3 ENVIRONMENTAL CONDITIONS

	NORMAL CONDITIONS
Temperature range (°C)	15 - 35
Relative humidity range	20 % - 75 %
Pressure range (kPa)	86 - 106

3.4 MEASUREMENT UNCERTAINTY

The reported uncertainty of measurement $y \pm U$, where expanded uncertainty U is based on a standard uncertainty multiplied by a coverage factor of $k=2$, providing a level of confidence of approximately 95%.

Item	Measurement Uncertainty
Uncertainty of Conducted Emission	$U_c = \pm 2.9 \text{ dB}$
Uncertainty of Radiated Emission below 1GHz	$U_c = \pm 3.9 \text{ dB}$
Uncertainty of Radiated Emission above 1GHz	$U_c = \pm 4.9 \text{ dB}$

Any report having not been signed by authorized approver, or having been altered without authorization, or having not been stamped by the "Dedicated Testing/Inspection Stamp" is deemed to be invalid. Copying or excerpting portion of, or altering the content of the report is not permitted without the written authorization of AGC. The test results presented in the report apply only to the tested sample. Any objections to report issued by AGC should be submitted to AGC within 15days after the issuance of the test report. Further enquiry of validity or verification of the test report should be addressed to AGC by agc01@agccert.com.

3.5 LIST OF EQUIPMENTS USED

● Radiated Emission							
Used	Equipment No.	Test Equipment	Manufacturer	Model No.	Serial No.	Last Cal. Date (YY-MM-DD)	Next Cal. Date (YY-MM-DD)
<input type="checkbox"/>	AGC-EM-E046	EMI Test Receiver	R&S	ESCI	10096	2024/02/01	2025/01/31
<input checked="" type="checkbox"/>	AGC-EM-E116	EMI Test Receiver	R&S	ESCI	100034	2023/06/03	2024/06/02
<input checked="" type="checkbox"/>	AGC-EM-E001	Wideband Antenna	SCHWARZBECK	VULB9168	D69250	2023/05/11	2025/05/10
<input checked="" type="checkbox"/>	AGC-EM-E029	Horn Antenna	ETS	3117	00034609	2023/06/03	2024/06/02
<input checked="" type="checkbox"/>	AGC-EM-E096	Pre-amplifier	ETS	3117-PA	00246148	2022/08/04	2024/08/03
<input checked="" type="checkbox"/>	AGC-EM-S003	Test Software	FARA	V.RA-03A	N/A	N/A	N/A
<input checked="" type="checkbox"/>	AGC-EM-S004	Test Software	Tonscend	4.0.0.0	N/A	N/A	N/A

● Conducted Emission							
Used	Equipment No.	Test Equipment	Manufacturer	Model No.	Serial No.	Last Cal. Date (YY-MM-DD)	Next Cal. Date (YY-MM-DD)
<input checked="" type="checkbox"/>	AGC-EM-E045	EMI Test Receiver	R&S	ESPI	101206	2023/06/03	2024/06/02
<input checked="" type="checkbox"/>	AGC-EM-E023	AMN	R&S	100086	ESH2-Z5	2023/06/03	2024/06/02
<input checked="" type="checkbox"/>	AGC-EM-S001	Test Software	R&S	ES-K1 (Ver.V1.71)	N/A	N/A	N/A

● RF Conducted Measurement							
Used	Equipment No.	Test Equipment	Manufacturer	Model No.	Serial No.	Last Cal. Date (YY-MM-DD)	Next Cal. Date (YY-MM-DD)
<input checked="" type="checkbox"/>	AGC-EM-E002	RF Communication Test Set	HP	8920B	US35010161	2023/06/02	2024/06/01
<input checked="" type="checkbox"/>	AGC-ER-E086	Spectrum Analyzer	KEYSIGHT	N9020A	MY53300860	2023/06/01	2024/05/31
<input checked="" type="checkbox"/>	AGC-EM-A007	30dB Attenuator	N/A	58-30-33	N/A	2023/06/01	2024/05/31

Any report having not been signed by authorized approver, or having been altered without authorization, or having not been stamped by the "Dedicated Testing/Inspection Stamp" is deemed to be invalid. Copying or excerpting portion of, or altering the content of the report is not permitted without the written authorization of AGC. The test results presented in the report apply only to the tested sample. Any objections to report issued by AGC should be submitted to AGC within 15days after the issuance of the test report. Further enquiry of validity or verification of the test report should be addressed to AGC by agc01@agccert.com.

4. SUMMARY OF TEST RESULTS

Item	FCC Rules	Description Of Test	Class/Severity	Result
1	§15.107	Radiated Emission	Class B	Pass
2	§15.109	Conducted Emission	Class B	Pass
3	§15.111	Antenna Conducted Power for Receivers	/	Pass
4	§15.121(b)	Scanning receivers and frequency converters used with scanning receivers	/	Pass

Any report having not been signed by authorized approver, or having been altered without authorization, or having not been stamped by the “Dedicated Testing/Inspection Stamp” is deemed to be invalid. Copying or excerpting portion of, or altering the content of the report is not permitted without the written authorization of AGC. The test results presented in the report apply only to the tested sample. Any objections to report issued by AGC should be submitted to AGC within 15days after the issuance of the test report. Further enquiry of validity or verification of the test report should be addressed to AGC by agc01@agccert.com.

Attestation of Global Compliance(Shenzhen)Co., Ltd
Attestation of Global Compliance(Shenzhen)Std & Tech Co., Ltd
Tel: +86-755 2523 4088 E-mail: agc@agccert.com Web: <http://www.agccert.com/>

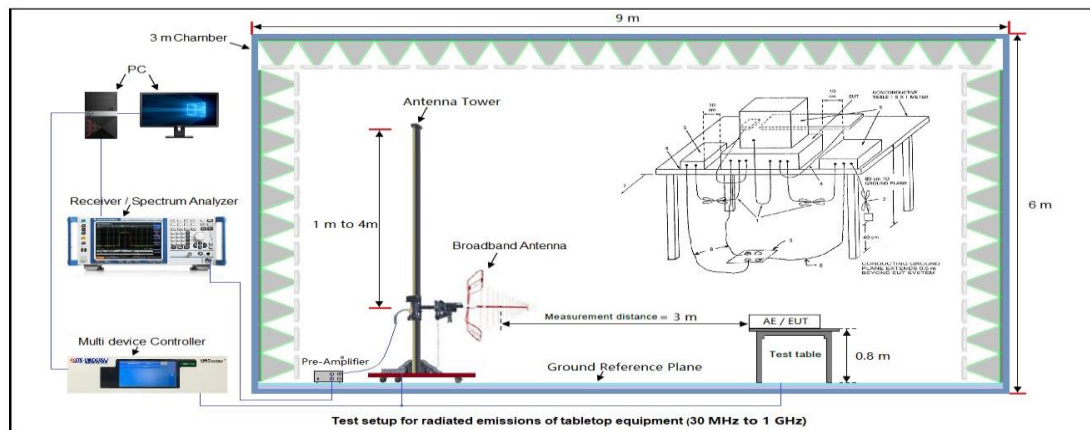
5. RADIATED EMISSION MEASUREMENTS

5.1 PROVISIONS APPLICABLE

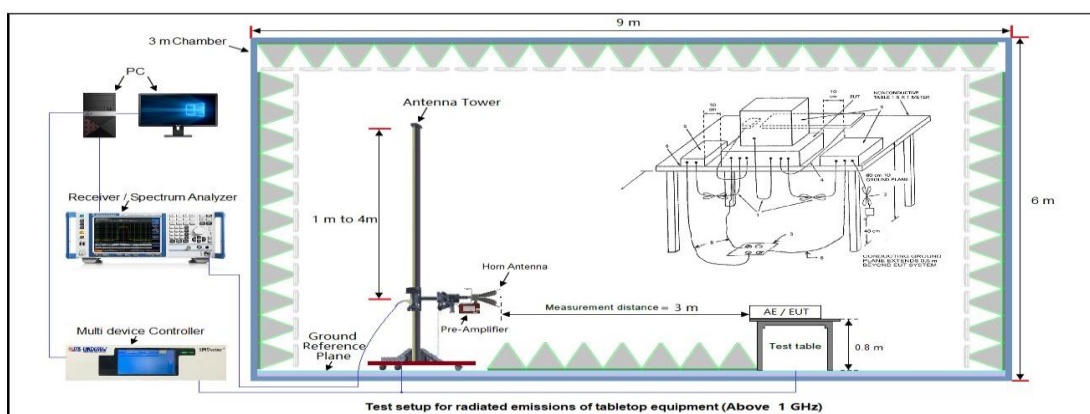
FCC CFR Title 47 Part 15 Subpart B Section 15.109:

Frequency Range	Class B Limit (dBuV/m @3m)	Class A Limit (dBuV/m @3m)	Value
30MHz-88MHz	40.00	50.00	Quasi-peak
88MHz-216MHz	43.50	53.50	Quasi-peak
216MHz-960MHz	46.00	56.00	Quasi-peak
960MHz-1GHz	54.00	64.00	Quasi-peak
Above 1GHz	54.00	60.00	Average
	74.00	80.00	Peak

5.2 MEASUREMENT SETUP



(Radiated Emission Measurements Test Setup for 30MHz to 1GHz)



(Radiated Emission Measurements Test Setup for above 1GHz)

Any report having not been signed by authorized approver, or having been altered without authorization, or having not been stamped by the "Dedicated Testing/Inspection Stamp" is deemed to be invalid. Copying or excerpting portion of, or altering the content of the report is not permitted without the written authorization of AGC. The test results presented in the report apply only to the tested sample. Any objections to report issued by AGC should be submitted to AGC within 15days after the issuance of the test report. Further enquiry of validity or verification of the test report should be addressed to AGC by agc01@agccert.com.

5.3 MEASUREMENT PROCEDURE

1. The equipment was set up as per the test configuration to simulate typical actual usage per the user's manual. When the EUT is a tabletop system, a wooden turntable with a height of 0.8 meters is used which is placed on the ground plane as per ANSI C63.4 (see Test Facility for the dimensions of the ground plane used). When the EUT is floor-standing equipment, it is placed on the ground plane which has a 3-12 mm non-conductive covering to insulate the EUT from the ground plane.
2. Support equipment, if needed, was placed as per ANSI C63.4.
3. All I/O cables were positioned to simulate typical actual usage as per ANSI C63.4.
4. The EUT received power by AC 120V/60Hz.
5. The antenna was placed at 3 meter away from the EUT as stated in FCC Part 15. The antenna connected to the Analyzer via a cable and at times a pre-amplifier would be used.
6. The Analyzer / Receiver quickly scanned from 30MHz to 1000MHz. The EUT test program was started. Emissions were scanned and measured rotating the EUT to 360 degrees and positioning the antenna 1 to 4 meters above the ground plane, in both the vertical and the horizontal polarization, to maximize the emission reading level.
7. The test mode(s) were scanned during the test:
8. Recorded at least the six highest emissions. Emission frequency, amplitude, antenna position, polarization and turntable position were recorded into a computer in which correction factors were used to calculate the emission level and compare reading to the applicable limit and Q.P./Peak reading is presented. For emissions below 1GHz, use 120KHz RBW and VBW \geq 3RBW for QP reading.
9. For emissions above 1GHz, use 1MHz RBW and 3MHz VBW for peak reading. Then 1MHz RBW and 10Hz VBW for average reading in spectrum analyzer.
10. When the radiated emissions limits are expressed in terms of the average value of the emissions, and pulsed operation is employed, the measurement field strength shall be determined by averaging over one complete pulse train, including blanking intervals, as long as the pulse train does not exceed 0.1 seconds. As an alternative (provided the transmitter operates for longer than 0.1 seconds) or in cases where the pulse train exceeds 0.1 seconds, the measured field strength shall be determined from the average absolute voltage during a 0.1 second interval during which the field strength is at its maximum values.
11. If the emissions level of the EUT in peak mode was 3 dB lower than the average limit specified, then testing will be stopped and peak values of EUT will be reported, otherwise, the emissions which do not have 3 dB margin will be repeated one by one using the quasi-peak method for below 1GHz.
12. For testing above 1GHz, the emissions level of the EUT in peak mode was lower than average limit (that means the emissions level in peak mode also complies with the limit in average mode), then testing will be stopped and peak values of EUT will be reported, otherwise, the emissions will be measured in average mode again and reported.
13. In case the emission is lower than 30MHz, loop antenna has to be used for measurement and the recorded data should be QP measured by receiver. High - Low scan is not required in this case.
14. The test data of the worst case condition (mode 1) was reported on the following Data page.

Any report having not been signed by authorized approver, or having been altered without authorization, or having not been stamped by the "Dedicated Testing/Inspection Stamp" is deemed to be invalid. Copying or excerpting portion of, or altering the content of the report is not permitted without the written authorization of AGC. The test results presented in the report apply only to the tested sample. Any objections to report issued by AGC should be submitted to AGC within 15days after the issuance of the test report. Further enquiry of validity or verification of the test report should be addressed to AGC by agc01@agccert.com.

Attestation of Global Compliance(Shenzhen)Co., Ltd

Attestation of Global Compliance(Shenzhen)Std & Tech Co., Ltd

Tel: +86-755 2523 4088 E-mail: agc@agccert.com Web: <http://www.agccert.com/>

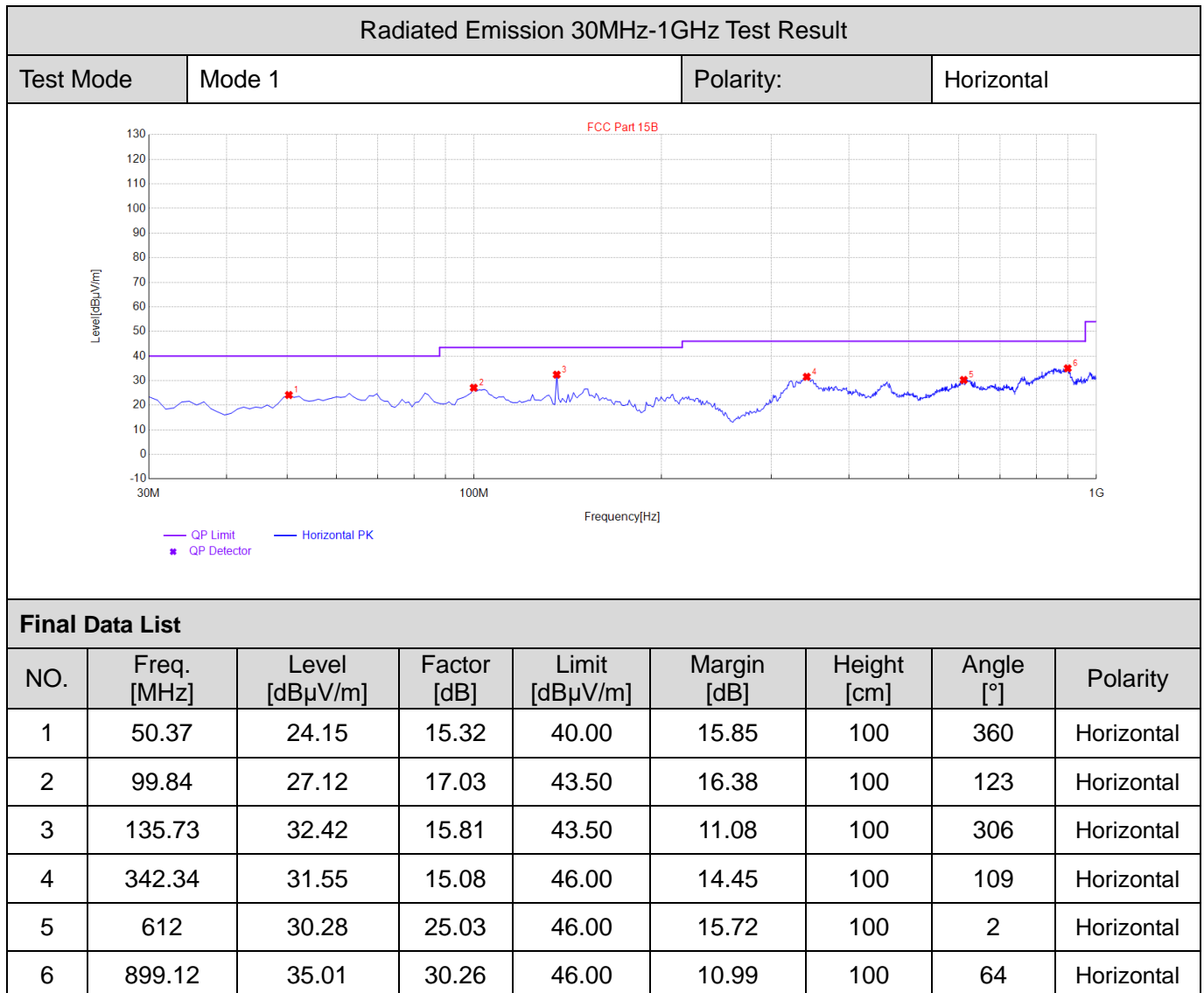
EMI TEST RECEIVER SETUP:

During the radiated emission test, the EMI test receiver was set with the following configurations:

Frequency Range	RBW	Video B/W	IF B/W	Measurment
30 MHz – 1000 MHz	100 kHz	300 kHz	120 kHz	QP
Above 1 GHz	1MHz	3 MHz	/	PK
	1MHz	10 Hz	/	Ave.

Any report having not been signed by authorized approver, or having been altered without authorization, or having not been stamped by the “Dedicated Testing/Inspection Stamp” is deemed to be invalid. Copying or excerpting portion of, or altering the content of the report is not permitted without the written authorization of AGC. The test results presented in the report apply only to the tested sample. Any objections to report issued by AGC should be submitted to AGC within 15days after the issuance of the test report. Further enquiry of validity or verification of the test report should be addressed to AGC by agc01@agccert.com.

5.4 MEASUREMENT RESULT



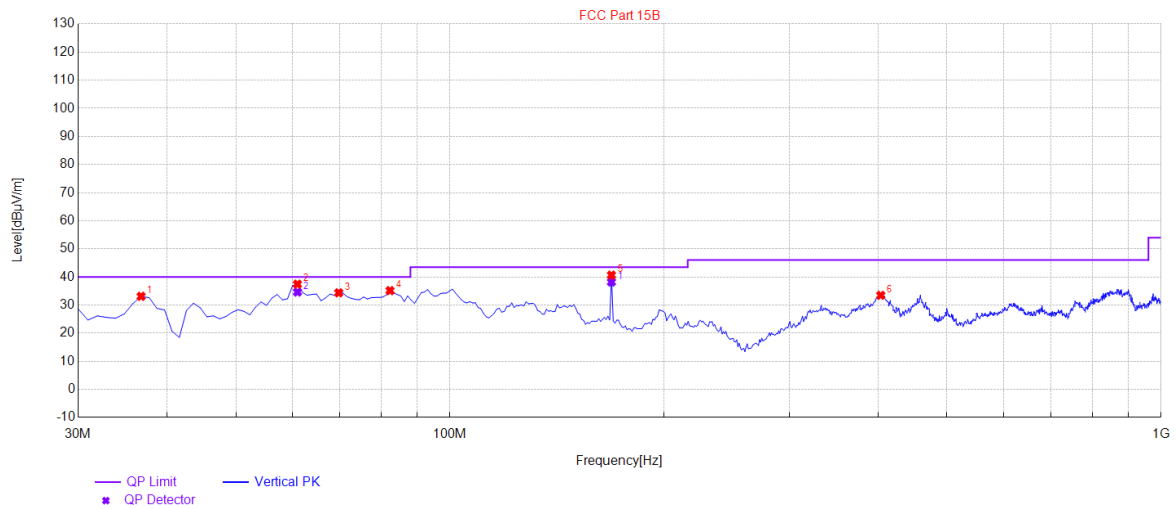
RESULT: PASS

Any report having not been signed by authorized approver, or having been altered without authorization, or having not been stamped by the "Dedicated Testing/Inspection Stamp" is deemed to be invalid. Copying or excerpting portion of, or altering the content of the report is not permitted without the written authorization of AGC. The test results presented in the report apply only to the tested sample. Any objections to report issued by AGC should be submitted to AGC within 15days after the issuance of the test report. Further enquiry of validity or verification of the test report should be addressed to AGC by agc01@agccert.com.

Attestation of Global Compliance(Shenzhen)Co., Ltd
Attestation of Global Compliance(Shenzhen)Std & Tech Co., Ltd
Tel: +86-755 2523 4088 E-mail: agc@agccert.com Web: <http://www.agccert.com/>

Radiated Emission 30MHz-1GHz Test Result

Test Mode	Mode 1	Polarity:	Vertical
-----------	--------	-----------	----------



Peak Data List

NO.	Freq. [MHz]	Level [dBμV/m]	Factor [dB]	Limit [dBμV/m]	Margin [dB]	Height [cm]	Angle [°]	Polarity
1	36.79	33.11	11.23	40.00	6.89	100	153	Vertical
2	61.04	37.44	17.54	40.00	2.56	100	178	Vertical
3	69.77	34.36	14.73	40.00	5.64	100	79	Vertical
4	82.38	35.14	12.42	40.00	4.86	100	137	Vertical
5	168.71	40.66	15.53	43.50	2.84	100	278	Vertical
6	403.45	33.47	16.74	46.00	12.53	100	141	Vertical

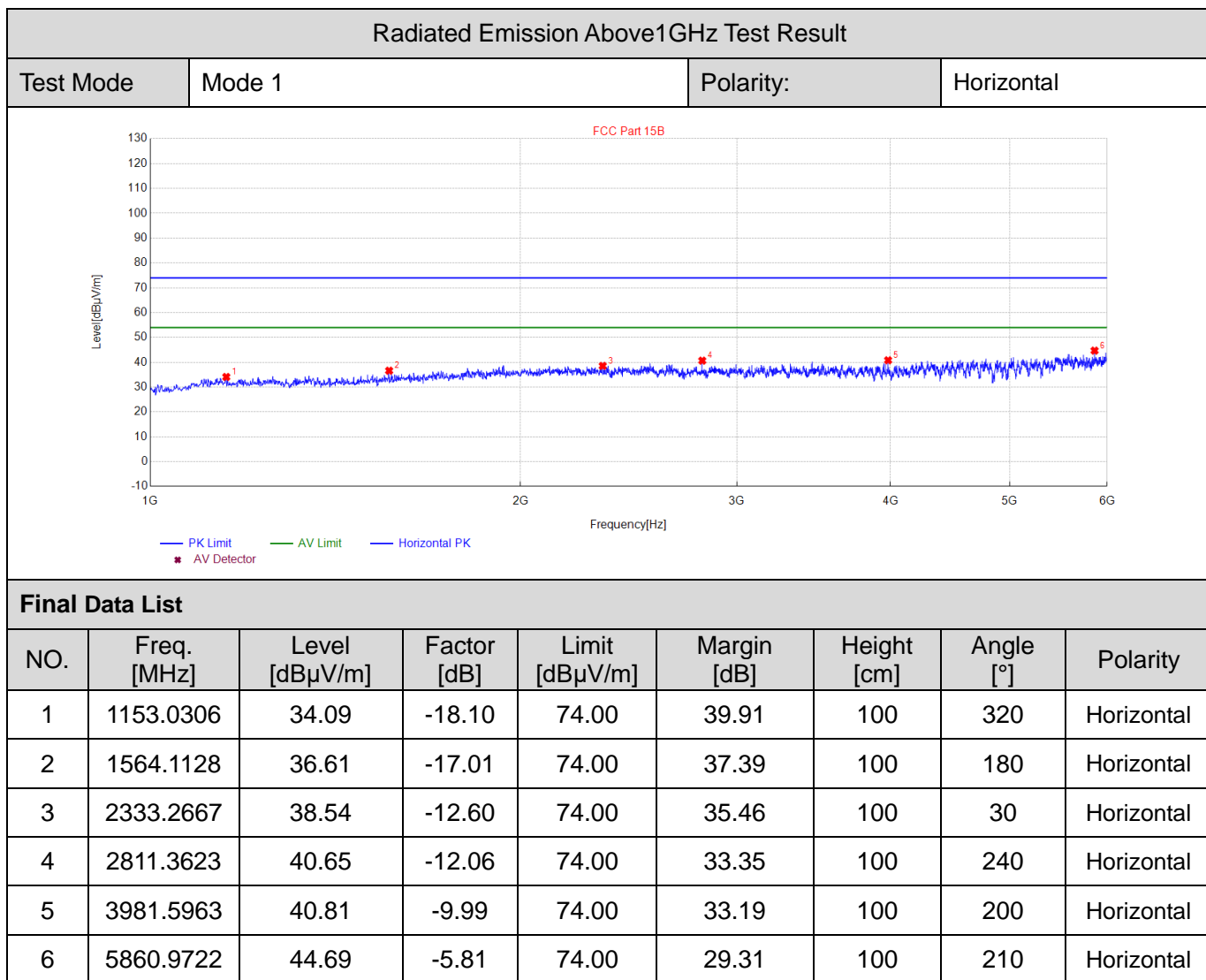
Final Data List

1	168.71	15.53	38.21	43.50	5.29	100	278	Vertical
2	61.04	17.54	34.63	40.00	5.37	100	178	Vertical

RESULT: PASS

Any report having not been signed by authorized approver, or having been altered without authorization, or having not been stamped by the "Dedicated Testing/Inspection Stamp" is deemed to be invalid. Copying or excerpting portion of, or altering the content of the report is not permitted without the written authorization of AGC. The test results presented in the report apply only to the tested sample. Any objections to report issued by AGC should be submitted to AGC within 15days after the issuance of the test report. Further enquiry of validity or verification of the test report should be addressed to AGC by agc01@agccert.com.

Attestation of Global Compliance(Shenzhen)Co., Ltd
Attestation of Global Compliance(Shenzhen)Std & Tech Co., Ltd
Tel: +86-755 2523 4088 E-mail: agc@agccert.com Web: http://www.agccert.com/



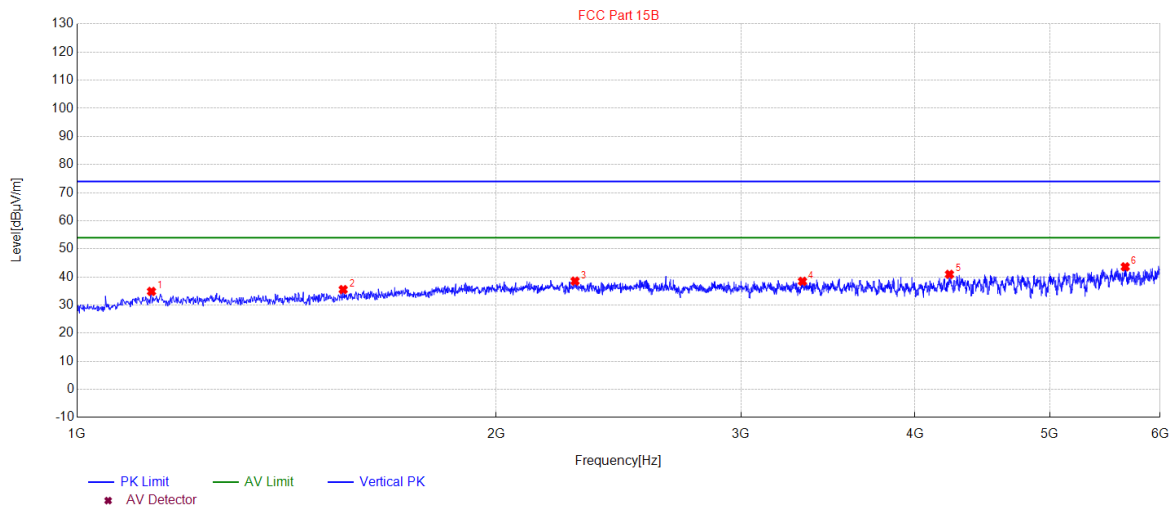
RESULT: PASS

Any report having not been signed by authorized approver, or having been altered without authorization, or having not been stamped by the “Dedicated Testing/Inspection Stamp” is deemed to be invalid. Copying or excerpting portion of, or altering the content of the report is not permitted without the written authorization of AGC. The test results presented in the report apply only to the tested sample. Any objections to report issued by AGC should be submitted to AGC within 15days after the issuance of the test report. Further enquiry of validity or verification of the test report should be addressed to AGC by agc01@agccert.com.

Attestation of Global Compliance(Shenzhen)Co., Ltd
Attestation of Global Compliance(Shenzhen)Std & Tech Co., Ltd
Tel: +86-755 2523 4088 E-mail: agc@agccert.com Web: http://www.agccert.com/

Radiated Emission Above 1GHz Test Result

Test Mode: Mode 1 Polarity: Vertical



Final Data List

NO.	Freq. [MHz]	Level [dBμV/m]	Factor [dB]	Limit [dBμV/m]	Margin [dB]	Height [cm]	Angle [°]	Polarity
1	1131.0262	34.85	-18.13	74.00	39.15	100	350	Vertical
2	1553.1106	35.51	-17.10	74.00	38.49	100	190	Vertical
3	2279.2559	38.53	-12.73	74.00	35.47	100	210	Vertical
4	3320.4641	38.44	-11.12	74.00	35.56	100	30	Vertical
5	4234.6469	40.93	-8.99	74.00	33.07	100	30	Vertical
6	5663.9328	43.61	-6.39	74.00	30.39	100	270	Vertical

RESULT: PASS

Note:

- Factor=Antenna Factor + Cable loss - Amplifier gain, Margin= Limit-Measurement.
- The “Factor” value can be calculated automatically by software of measurement system.

Any report having not been signed by authorized approver, or having been altered without authorization, or having not been stamped by the “Dedicated Testing/Inspection Stamp” is deemed to be invalid. Copying or excerpting portion of, or altering the content of the report is not permitted without the written authorization of AGC. The test results presented in the report apply only to the tested sample. Any objections to report issued by AGC should be submitted to AGC within 15days after the issuance of the test report. Further enquiry of validity or verification of the test report should be addressed to AGC by agc01@agccert.com.

Attestation of Global Compliance(Shenzhen)Co., Ltd
Attestation of Global Compliance(Shenzhen)Std & Tech Co., Ltd
Tel: +86-755 2523 4088 E-mail: agc@agccert.com Web: <http://www.agccert.com/>

6. CONDUCTED EMISSION MEASUREMENTS

6.1 PROVISIONS APPLICABLE

FCC CFR Title 47 Part 15 Subpart B Section 15.107:

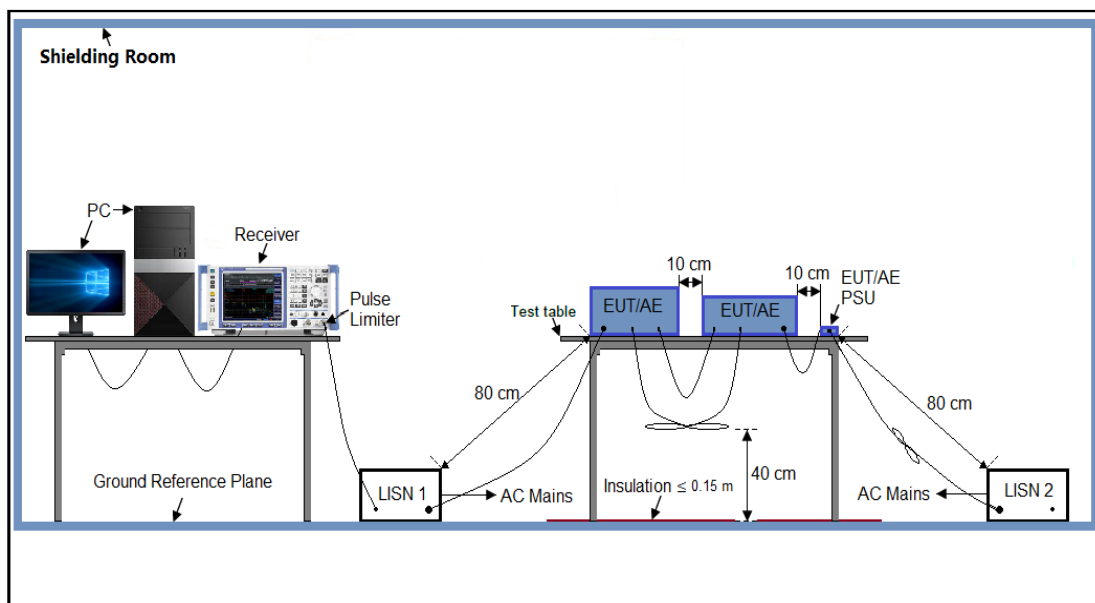
For Class B Limits:

Frequency	Maximum RF Line Voltage	
	Q.P. (dBμV)	Average (dBμV)
150kHz~500kHz	66-56	56-46
500kHz~5MHz	56	46
5MHz~30MHz	60	50

For Class A Limits:

Frequency	Maximum RF Line Voltage	
	Q.P. (dBμV)	Average (dBμV)
150kHz~500kHz	79	66
500kHz~30MHz	73	60

6.2 MEASUREMENT SETUP



Any report having not been signed by authorized approver, or having been altered without authorization, or having not been stamped by the "Dedicated Testing/Inspection Stamp" is deemed to be invalid. Copying or excerpting portion of, or altering the content of the report is not permitted without the written authorization of AGC. The test results presented in the report apply only to the tested sample. Any objections to report issued by AGC should be submitted to AGC within 15days after the issuance of the test report. Further enquiry of validity or verification of the test report should be addressed to AGC by agc01@agccert.com.

Attestation of Global Compliance(Shenzhen)Co., Ltd
Attestation of Global Compliance(Shenzhen)Std & Tech Co., Ltd
Tel: +86-755 2523 4088 E-mail: agc@agccert.com Web: <http://www.agccert.com/>

6.3 MEASUREMENT PROCEDURE

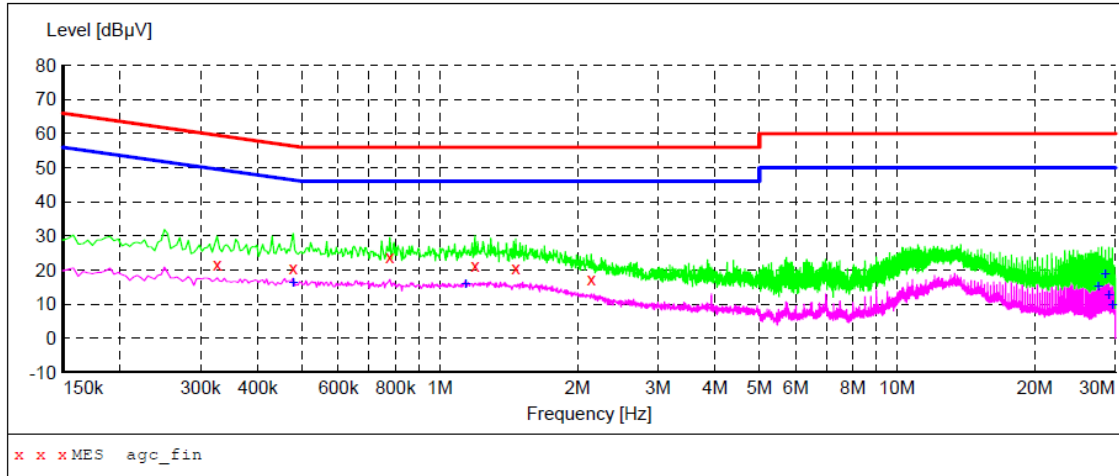
1. The equipment was set up as per the test configuration to simulate typical actual usage per the user's manual. When the EUT is a tabletop system, a wooden table with a height of 0.8 meters is used and is placed on the ground plane as per ANSI C63.4 (see Test Facility for the dimensions of the ground plane used). When the EUT is a floor-standing equipment, it is placed on the ground plane which has a 3-12 mm non-conductive covering to insulate the EUT from the ground plane.
2. Support equipment, if needed, was placed as per ANSI C63.4.
3. All I/O cables were positioned to simulate typical actual usage as per ANSI C63.4.
4. The EUT received AC 120V/60Hz power through a Line Impedance Stabilization Network (LISN) which supplied power source and was grounded to the ground plane.
5. All support equipments received AC power from a second LISN, if any.
6. The EUT test program was started. Emissions were measured on each current carrying line of the EUT using a spectrum Analyzer / Receiver connected to the LISN powering the EUT. The LISN has two monitoring points: Line 1 (Hot Side) and Line 2 (Neutral Side). Two scans were taken: one with Line 1 connected to Analyzer / Receiver and Line 2 connected to a 50 ohm load; the second scan had Line 1 connected to a 50 ohm load and Line 2 connected to the Analyzer / Receiver.
7. Analyzer / Receiver scanned from 150 KHz to 30MHz for emissions in each of the test modes.
8. During the above scans, the emissions were maximized by cable manipulation.
9. The test data of the worst case condition (Mode 1) was reported on the following Data page.

Any report having not been signed by authorized approver, or having been altered without authorization, or having not been stamped by the "Dedicated Testing/Inspection Stamp" is deemed to be invalid. Copying or excerpting portion of, or altering the content of the report is not permitted without the written authorization of AGC. The test results presented in the report apply only to the tested sample. Any objections to report issued by AGC should be submitted to AGC within 15days after the issuance of the test report. Further enquiry of validity or verification of the test report should be addressed to AGC by agc01@agccert.com.

6.4 MEASUREMENT RESULT

AC POWER LINE CONDUCTED EMISSION TEST

Test Mode	Mode 1	LISN line	Neutral Side
-----------	--------	-----------	--------------

**MEASUREMENT RESULT: "agc_fin"**

2024/3/28 9:04

Frequency MHz	Level dBμV	Transd dB	Limit dBμV	Margin dB	Detector	Line
0.326000	21.50	6.1	60	38.1	QP	L1
0.478000	20.50	6.1	56	35.9	QP	L1
0.778000	24.00	6.2	56	32.0	QP	L1
1.194000	21.30	6.2	56	34.7	QP	L1
1.466000	20.50	6.2	56	35.5	QP	L1
2.142000	17.30	6.2	56	38.7	QP	L1

MEASUREMENT RESULT: "agc_fin2"

2024/3/28 9:04

Frequency MHz	Level dBμV	Transd dB	Limit dBμV	Margin dB	Detector	Line
0.478000	16.30	6.1	46	30.1	AV	L1
1.138000	15.70	6.2	46	30.3	AV	L1
27.542000	15.00	8.2	50	35.0	AV	L1
28.538000	18.60	8.2	50	31.4	AV	L1
29.046000	12.50	8.3	50	37.5	AV	L1
29.554000	9.60	8.3	50	40.4	AV	L1

RESULT: PASS

This report has been signed by authorized approver, or having been altered without authorization, or having not been stamped by the "Dedicated Testing/Inspection Stamp" is deemed to be invalid. Copying or excerpting portion of, or altering the content of the report is not permitted without the written authorization of AGC. The test results presented in the report apply only to the tested sample. Any objections to report issued by AGC should be submitted to AGC within 15days after the issuance of the test report. Further enquiry of validity or verification of the test report should be addressed to AGC by agc01@agccert.com.

Attestation of Global Compliance(Shenzhen)Co., Ltd

Attestation of Global Compliance(Shenzhen)Std & Tech Co., Ltd

Tel: +86-755 2523 4088 E-mail: agc@agccert.com Web: http://www.agccert.com/

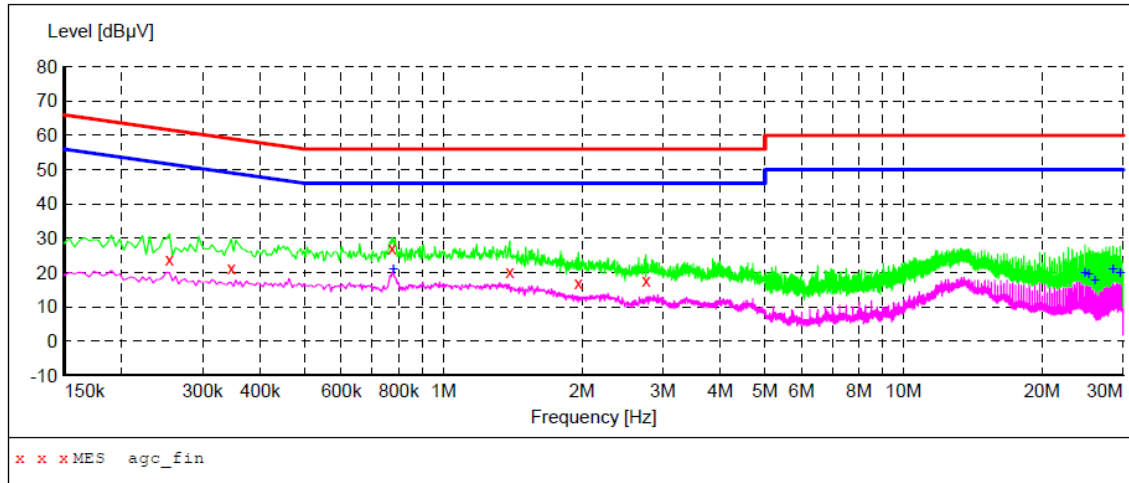
AC POWER LINE CONDUCTED EMISSION TEST

Test Mode

Mode 1

LISN line

Hot Side

**MEASUREMENT RESULT: "agc_fin"**

2024/3/28 9:08

Frequency MHz	Level dBμV	Transd dB	Limit dBμV	Margin dB	Detector	Line
0.254000	23.80	6.1	62	37.8	QP	N
0.346000	21.40	6.1	59	37.7	QP	N
0.774000	26.90	6.2	56	29.1	QP	N
1.394000	20.30	6.2	56	35.7	QP	N
1.966000	17.00	6.2	56	39.0	QP	N
2.758000	17.70	6.3	56	38.3	QP	N

MEASUREMENT RESULT: "agc_fin2"

2024/3/28 9:08

Frequency MHz	Level dBμV	Transd dB	Limit dBμV	Margin dB	Detector	Line
0.778000	20.80	6.2	46	25.2	AV	N
24.786000	20.00	7.9	50	30.0	AV	N
25.282000	19.40	8.0	50	30.6	AV	N
26.042000	17.50	8.1	50	32.5	AV	N
28.542000	20.80	8.2	50	29.2	AV	N
29.550000	19.70	8.3	50	30.3	AV	N

RESULT: PASS

Any report having not been signed by authorized approver, or having been altered without authorization, or having not been stamped by the "Dedicated Testing/Inspection Stamp" is deemed to be invalid. Copying or excerpting portion of, or altering the content of the report is not permitted without the written authorization of AGC. The test results presented in the report apply only to the tested sample. Any objections to report issued by AGC should be submitted to AGC within 15days after the issuance of the test report. Further enquiry of validity or verification of the test report should be addressed to AGC by agc01@agccert.com.

Attestation of Global Compliance(Shenzhen)Co., Ltd

Attestation of Global Compliance(Shenzhen)Std & Tech Co., Ltd

Tel: +86-755 2523 4088 E-mail: agc@agccert.com Web: <http://www.agccert.com/>

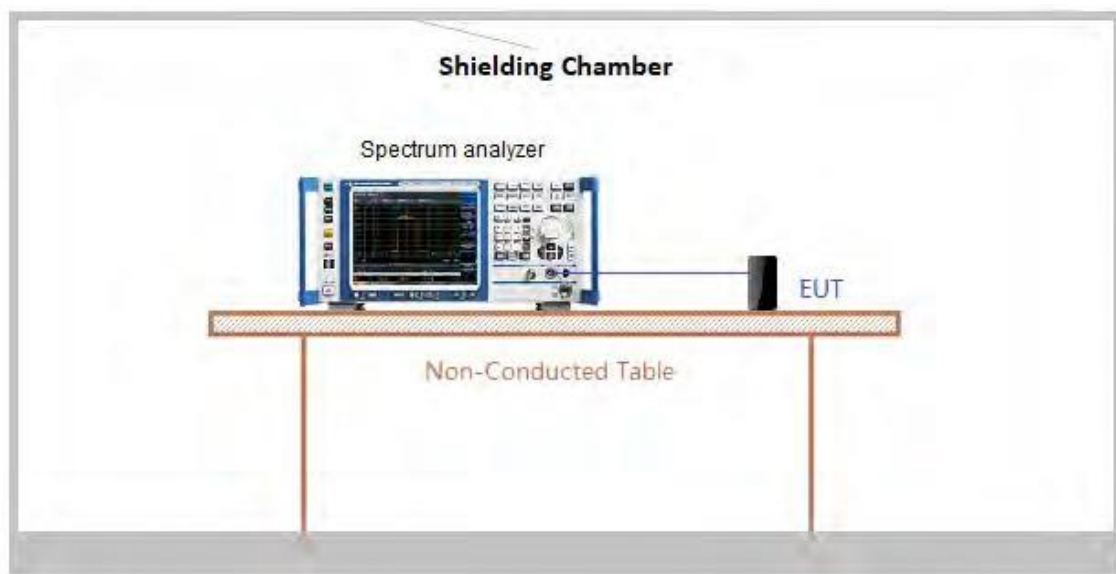
7. ANTENNA CONDUCTED POWER FOR RECEIVERS

7.1 PROVISIONS APPLICABLE

The antenna conducted power of the receiver as defined in §15.111 shall not exceed the values given in the following tables

Frequency Range	9 KHz to 2GHz
Limit	2.0 nW (-57 dBm)

7.2 MEASUREMENT SETUP



7.3 MEASUREMENT PROCEDURE

1. The receiver antenna terminal connected to a spectrum analyzer.
2. Receiver set as follow:

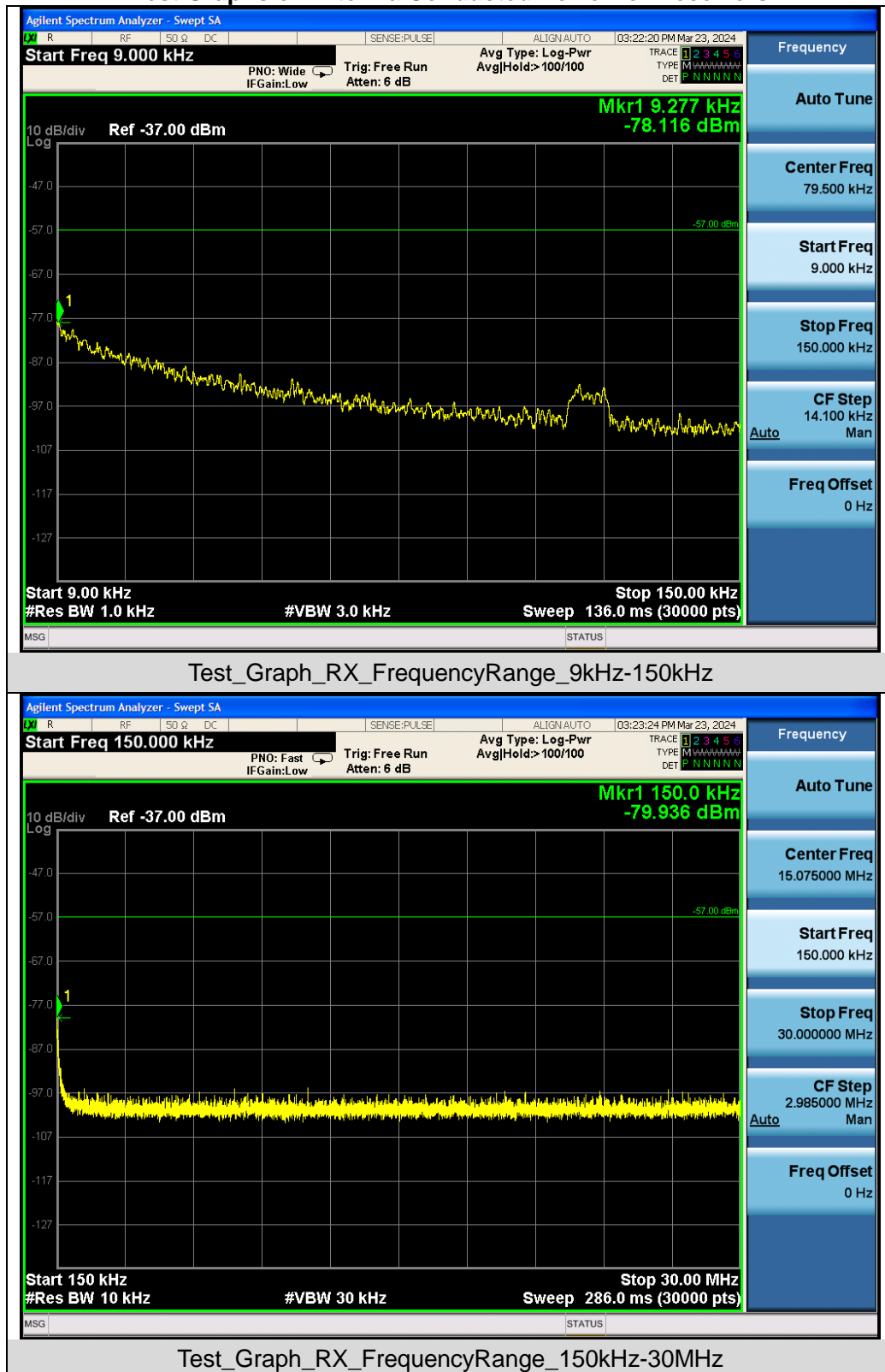
Frequency range	RBW (kHz)	VBW (kHz)
9 kHz ~ 150 kHz	1	3
150 kHz ~ 30 MHz	10	30
30 MHz ~ 1000 MHz	100	300
1000 MHz ~ 3000 MHz	1000	3000

3. The test data of the worst case condition (mode 1) was reported on the following Data page.

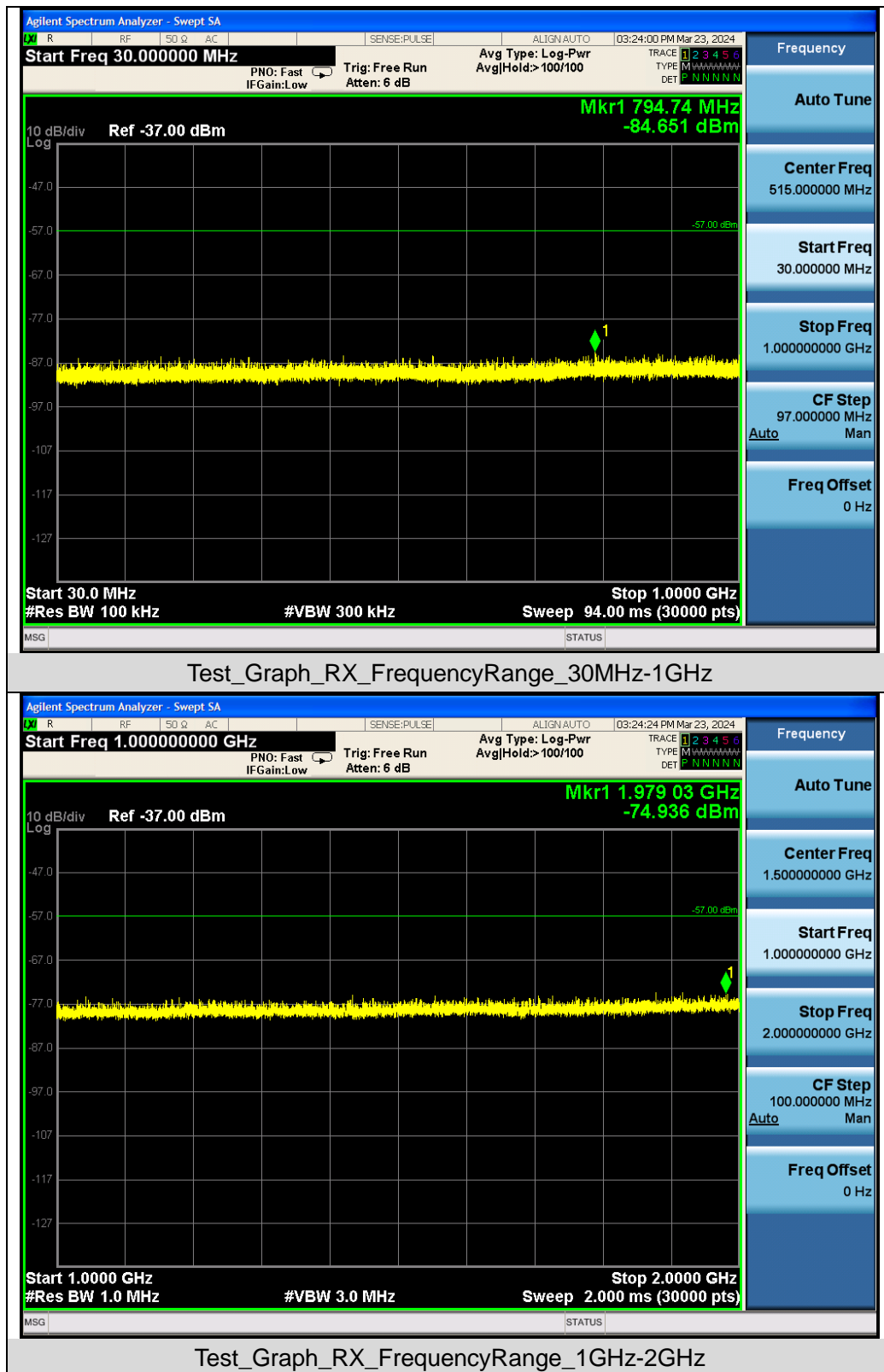
Any report having not been signed by authorized approver, or having been altered without authorization, or having not been stamped by the "Dedicated Testing/Inspection Stamp" is deemed to be invalid. Copying or excerpting portion of, or altering the content of the report is not permitted without the written authorization of AGC. The test results presented in the report apply only to the tested sample. Any objections to report issued by AGC should be submitted to AGC within 15days after the issuance of the test report. Further enquiry of validity or verification of the test report should be addressed to AGC by agc01@agccert.com.

7.4 MEASUREMENT RESULT

Test Graphs of Antenna Conducted Power for Receivers



Any report having not been signed by authorized approver, or having been altered without authorization, or having not been stamped by the "Dedicated Testing/Inspection Stamp" is deemed to be invalid. Copying or excerpting portion of, or altering the content of the report is not permitted without the written authorization of AGC. The test results presented in the report apply only to the tested sample. Any objections to report issued by AGC should be submitted to AGC within 15days after the issuance of the test report. Further enquiry of validity or verification of the test report should be addressed to AGC by agc01@agccert.com.



RESULT: PASS


Any report having not been signed by authorized approver, or having been altered without authorization, or having not been stamped by the "Dedicated Testing/Inspection Stamp" is deemed to be invalid. Copying or excerpting portion of, or altering the content of the report is not permitted without the written authorization of AGC. The test results presented in the report apply only to the tested sample. Any objections to report issued by AGC should be submitted to AGC within 15days after the issuance of the test report. Further enquiry of validity or verification of the test report should be addressed to AGC by agc01@agccert.com.

8. SCANNING RECEIVERS AND FREQUENCY CONVERTERS USED WITH SCANNING RECEIVERS

8.1 PROVISIONS APPLICABLE

Except as provided in paragraph (c) of this section, scanning receivers shall reject any signals from the Cellular Radiotelephone Service frequency bands that are 38 dB or lower based upon a 12 dB SINAD measurement, which is considered the threshold where a signal can be clearly discerned from any interference that may be present.

8.2 MEASUREMENT SETUP



8.3 MEASUREMENT PROCEDURE

- 1) Connected the EUT as shown in the above block diagram.
- 2) Apply a RF signal to the receiver input port at lowest, middle and highest channel frequencies of receiver operation band.
- 3) Adjust the audio output level of the receiver to it's rated value with the distortion less than 10%.
- 4) Adjust the RF Signal Generator Output Power to produce 12 dB SINAD without the audio output power dropping by more than 3 dB. This output level of the RF SG at each channel frequency is the sensitivity of the receiver.
- 5) Select the lowest or worse-case sensitivity level for all of the bands as the reference sensitivity.
- 6) Adjust the RF Signal Generator output to a level of +60 dB above the reference sensitivity obtained in step 5) and its frequency to the frequency points in the cellular band.
- 7) Set the Receiver squelch to threshold, the signal required to open the squelch must be lower than the reference sensitivity level.
- 8) Set the receiver in a scanning mode and allow it to scan through it's complete receiving range.
- 9) If the receiver unsquelched or stopped on any frequency, receiving at this frequency, then adjust the signal generator output level until 12 dB SINAD is produced, this level is the spurious value and the difference between the reference sensitivity and the spurious value is the rejection ratio and must be at least 38dB.
- 10) Repeat above procedure at the frequencies 824.5, 836.0, and 848.5 MHz for the mobile band, and 869.1, 881.5, and 893.5MHz for the cellular base band.

Any report having not been signed by authorized approver, or having been altered without authorization, or having not been stamped by the "Dedicated Testing/Inspection Stamp" is deemed to be invalid. Copying or excerpting portion of, or altering the content of the report is not permitted without the written authorization of AGC. The test results presented in the report apply only to the tested sample. Any objections to report issued by AGC should be submitted to AGC within 15days after the issuance of the test report. Further enquiry of validity or verification of the test report should be addressed to AGC by agc01@agccert.com.

8.4 MEASUREMENT RESULT

Scanning Frequency Band (MHz)	Test Frequency of Cellular Band (MHz)	Spurious Value of Cellular Frequency (dBm)	Reference Sensitivity (dBm)	Measurement Result (dB)	Limit (dB)
136-174	824.5/836.0/848.5	>-44	-107	<-63	<-38
136-174	869.1/881.5/893.5	>-44	-107	<-63	<-38
220-260	824.5/836.0/848.5	>-47	-107	<-60	<-38
220-260	869.1/881.5/893.5	>-47	-107	<-60	<-38
350-390	824.5/836.0/848.5	>-46	-107	<-61	<-38
350-390	869.1/881.5/893.5	>-46	-107	<-61	<-38
403-470	824.5/836.0/848.5	>-45	-107	<-62	<-38
403-470	869.1/881.5/893.5	>-45	-107	<-62	<-38
470-520	824.5/836.0/848.5	>-44	-107	<-63	<-38
470-520	869.1/881.5/893.5	>-44	-107	<-63	<-38

Note:

1. Measurement Result = Rejection Ratio
2. Reference Sensitivity is the recorded value when the signal-to-noise ratio is 12dB.
3. Measurement Result = Reference Sensitivity- Spurious Value.

Any report having not been signed by authorized approver, or having been altered without authorization, or having not been stamped by the "Dedicated Testing/Inspection Stamp" is deemed to be invalid. Copying or excerpting portion of, or altering the content of the report is not permitted without the written authorization of AGC. The test results presented in the report apply only to the tested sample. Any objections to report issued by AGC should be submitted to AGC within 15days after the issuance of the test report. Further enquiry of validity or verification of the test report should be addressed to AGC by agc01@agccert.com.

Attestation of Global Compliance(Shenzhen)Co., Ltd
Attestation of Global Compliance(Shenzhen)Std & Tech Co., Ltd
Tel: +86-755 2523 4088 E-mail: agc@agccert.com Web: <http://www.agccert.com/>

APPENDIX I: PHOTOGRAPHS OF TEST SETUP

Refer to the Report No.: AGC04536240301AP01

APPENDIX II: PHOTOGRAPHS OF TEST EUT

Refer to the Report No.: AGC04536240301AP02

-----END OF REPORT-----

Any report having not been signed by authorized approver, or having been altered without authorization, or having not been stamped by the "Dedicated Testing/Inspection Stamp" is deemed to be invalid. Copying or excerpting portion of, or altering the content of the report is not permitted without the written authorization of AGC. The test results presented in the report apply only to the tested sample. Any objections to report issued by AGC should be submitted to AGC within 15days after the issuance of the test report. Further enquiry of validity or verification of the test report should be addressed to AGC by agc01@agccert.com.

Attestation of Global Compliance(Shenzhen)Co., Ltd

Attestation of Global Compliance(Shenzhen)Std & Tech Co., Ltd

Tel: +86-755 2523 4088 E-mail: agc@agccert.com Web: <http://www.agccert.com/>



Conditions of Issuance of Test Reports

1. All samples and goods are accepted by the Attestation of Global Compliance (Shenzhen) Co., Ltd (the “Company”) solely for testing and reporting in accordance with the following terms and conditions. The company provides its services on the basis that such terms and conditions constitute express agreement between the company and any person, firm or company requesting its services (the “Clients”).
2. Any report issued by Company as a result of this application for testing services (the “Report”) shall be issued in confidence to the Clients and the Report will be strictly treated as such by the Company. It may not be reproduced either in its entirety or in part and it may not be used for advertising or other unauthorized purposes without the written consent of the Company. The Clients to whom the Report is issued may, however, show or send it, or a certified copy thereof prepared by the Company to its customer, supplier or other persons directly concerned. The Company will not, without the consent of the Clients, enter into any discussion or correspondence with any third party concerning the contents of the Report, unless required by the relevant governmental authorities, laws or court orders.
3. The Company shall not be called or be liable to be called to give evidence or testimony on the Report in a court of law without its prior written consent, unless required by the relevant governmental authorities, laws or court orders.
4. In the event of the improper use of the report as determined by the Company, the Company reserves the right to withdraw it, and to adopt any other additional remedies which may be appropriate.
5. Samples submitted for testing are accepted on the understanding that the Report issued cannot form the basis of, or be the instrument for, any legal action against the Company.
6. The Company will not be liable for or accept responsibility for any loss or damage however arising from the use of information contained in any of its Reports or in any communication whatsoever about its said tests or investigations.
7. Clients wishing to use the Report in court proceedings or arbitration shall inform the Company to that effect prior to submitting the sample for testing.
8. The Company is not responsible for recalling the electronic version of the original report when any revision is made to them. The Client assumes the responsibility to providing the revised version to any interested party who uses them.
9. Subject to the variable length of retention time for test data and report stored hereinto as otherwise specifically required by individual accreditation authorities, the Company will only keep the supporting test data and information of the test report for a period of six years. The data and information will be disposed of after the aforementioned retention period has elapsed. Under no circumstances shall we provide any data and information which has been disposed of after retention period. Under no circumstances shall we be liable for damage of any kind, including (but not limited to) compensatory damages, lost profits, lost data, or any form of special, incidental, indirect, consequential or punitive damages of any kind, whether based on breach of contract of warranty, tort (including negligence), product liability or otherwise, even if we are informed in advance of the possibility of such damages.

Any report having not been signed by authorized approver, or having been altered without authorization, or having not been stamped by the “Dedicated Testing/Inspection Stamp” is deemed to be invalid. Copying or excerpting portion of, or altering the content of the report is not permitted without the written authorization of AGC. The test results presented in the report apply only to the tested sample. Any objections to report issued by AGC should be submitted to AGC within 15 days after the issuance of the test report. Further enquiry of validity or verification of the test report should be addressed to AGC by agc01@agccert.com.

Attestation of Global Compliance(Shenzhen)Co., Ltd

Attestation of Global Compliance(Shenzhen)Std & Tech Co., Ltd

Tel: +86-755 2523 4088 E-mail: agc@agccert.com Web: <http://www.agccert.com/>