



**LightMatrix**

Note:LE-LAN devices are restricted to indoor operation only in the band 5150-5250 MHz

Please do not discover the software source code or any components, reproduce and distribute the software, or modify the software in any form. You have the right to transfer the rights and obligations of the software to a third party, but only together with the product you use to receive the software, and the third party must agree in writing to these licensing terms. The authorization is valid for the life of the product. Transfer of product ownership to a third party will terminate the authorization. Failure to comply with the above terms and conditions will immediately terminate the license. Light matrix and its third party suppliers and licensors retain all right, title and interest in and to the software. This license is subject to the laws of Taiwan.

If software provided with your product. The terms and conditions will be also applied.

### Limited warranty

Light matrix provides a limited warranty for your device (hereinafter referred to as the "product").

### Warranty content

According to the conditions of the limited warranty, Light matrix guarantees that the product will be protected against defects in design, materials or workmanship for one year from the date of purchase by the customer.

### Warranty coverage

During the warranty period under normal use and maintenance, if problems arise due to defects in design, materials and workmanship, the authorized dealer or service partner of Light Matrix in the country/region where the product was purchased may contact you. You can choose to repair or replace this product based on condition.

If the product sent for repair does not comply with the warranty terms, Light Matirx will charge fee.

Please note that when this product is sent for repair, some personal settings, downloads or related data may be deleted. Due to relevant laws or other regulations or technical restrictions, Light Matix currently unable to back up downloaded content. Light Matrix does not assume any responsibility or make any compensation for any loss of data caused by any reason.

Product name | AI Box

Brand owner | Light matrix Inc.

Tel | +886-2-2713-3817

Address: 1st Floor, No. 115, Section 1, Hangzhou South Road, Zhongzheng District, Taipei City

**LightMatrix**



**AI BOX**  
**Instruction**

## Product maintenance and safety recommendation

- Please handle the product carefully and keep it in a clean and dust-free place.
- **WARNING!** The product may explode if it comes into contact with a source of fire.
- Do not expose the product to excessive moisture.
- Do not use the product in an environment below -10°C or above +45°C to avoid performance degradation.
- Do not allow the product to come into contact with fire or lit cigarette butts.
- Never drop, throw or attempt to bend the product.
- Do not paint or attempt to disassemble or modify the product.
- Maintenance work can only be performed by Light Matrix's authorized professionals .
- Please stop using the product or disable the wireless transmission function as required.
- Never use the product in a potentially explosive gas and dust environment.
- Never place the product over a car air bag, or install wireless equipment over a car air bag.
- Special Note: A damaged display may contain sharp edges or debris that could create a risk of cuts.

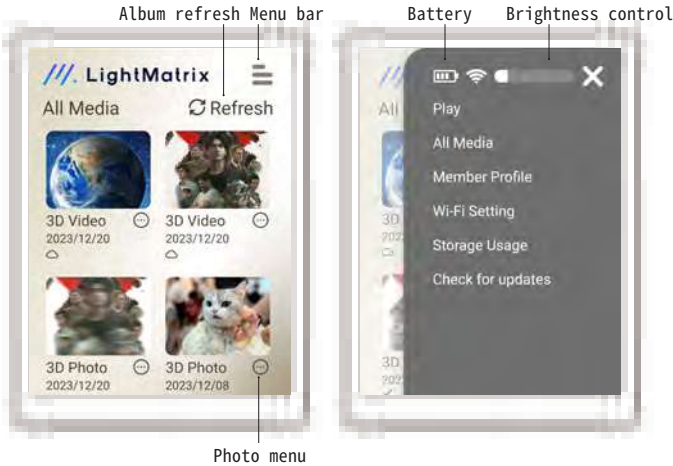
## Children

Warning! The product should be kept out of the reach from children. Strictly prevent children from tampering with the device and its accessories. This may harm the child or others. The product has small parts that can easily loose and may cause choking hazards.

## End User License Statement

The software and media provided with this product are the property of light matrix and its suppliers and licensors.

## AI Box interface description



## Website description

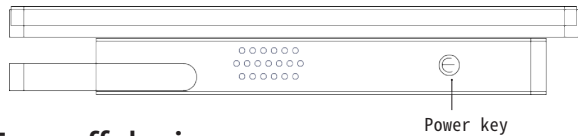
AI Box requires uploading images to the specific website. Login and registration:

<https://4dbox.lightmatrix3d.com/index>

- Track dynamic columns
- All images
- Online mail
- Upload images
- Setting list



- 1 Press and hold the power key until the screen lights up.
- 2 Wait for the device to be activated.



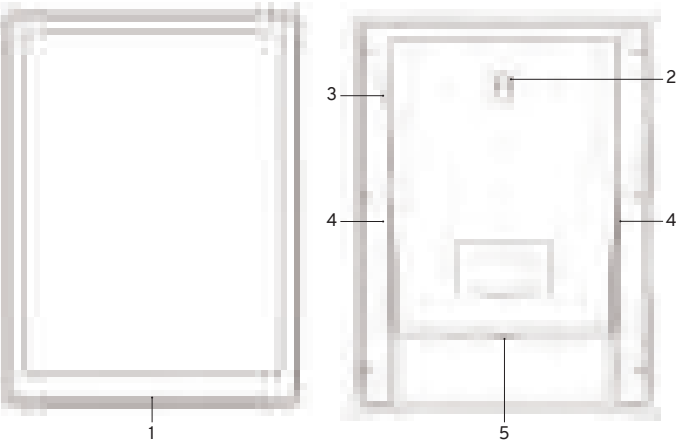
## Turn off device

- 1 Press and hold the power button until the options menu opens.
- 2 In the options menu, tap Shut down. The device will take some time to shut down.

## Internet connection

- 1 Press the upper right corner of the screen to enter the function menu bar and select Wi-Fi Setting.
- 2 Select the corresponding wifi name and enter the password.

## Start Using Overview



- 1.Microphone 2.Wall hanging groove 3.Power button
- 4.Speaker 5.Charger connection port

## Starting the device for the first time

It is recommended to charge the device at least 60 minutes before starting it up for the first time. The device can still be used while charging.

## Turn on the device

Before turning on the device for the first time, make sure the battery has been charged for at least 60 minutes

### **Specific Absorption Rate (SAR) information**

This device meets the government's requirements for FCC exposure limits set forth for an uncontrolled environment. This device was tested for typical body-worn operations with the back of the AI BOX kept 0 mm from the body. To maintain compliance with FCC RF exposure requirements, use accessories that maintain an 0 mm separation distance between the user's body and the back of the AI BOX. The use of belt clips, holsters and similar accessories should not contain metallic components in its assembly. The use of accessories that do not satisfy these requirements may not comply with FCC RF exposure requirements, and should be avoided.

### **FCC Warning**

This device complies with part 15 of the FCC rules. Operation is subject to the following two conditions: (1) this device may not cause harmful interference, and (2) this device must accept any interference received, including interference that may cause undesired operation.

Changes or modifications not expressly approved by the party responsible for compliance could void the user's authority to operate the equipment.

NOTE: This equipment has been tested and found to comply with the limits for a Class B digital device, pursuant to part 15 of the FCC Rules. These limits are designed to provide reasonable protection against harmful interference in a residential installation. This equipment generates uses and can radiate radio frequency energy and, if not installed and used in accordance with the instructions, may cause harmful interference to radio communications. However, there is no guarantee that interference will not occur in a particular installation. If this equipment does cause harmful interferenceto radio or television reception, which can be determined by turning the equipment off and on, the user is encouraged to try to correct the interference by one or more of the following measures:

- Reorient or relocate the receiving antenna.
- Increase the separation between the equipment and receiver.
- Connect the equipment into an outlet on a circuit different from that to which the receiver is connected.
- Consult the dealer or an experienced radio/TV technician for help.