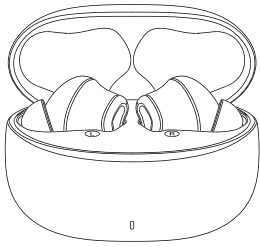
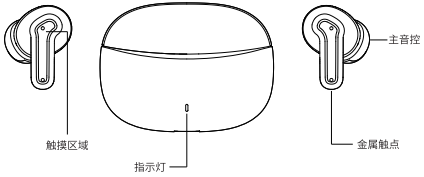


70X70mm



TWS-R10
使用指南



多功能按键功能定义

当前状态	单击	双击	三击	四击	五击	长按
配对						
连接待机						
音乐模式	暂停/播放	上一曲 下一曲	加音量 减音量			
通话模式	接听/挂断					25降噪
游戏模式						游戏模式/音乐模式
降噪模式						35通透/降噪

技术规格

- 型号: TWS-R10
- 最大使用功率: 5mW
- 耳机频率响应: 15Hz-20kHz
- 耳机版本: V5.4
- 支持协议: RF, RFFHY, BB, LMP, LL, L2CAP, SM, GAP, GATT
- 蓝牙有效距离: 10米
- 耳机工作时间: 3.5-4小时
- 耳机待机时间: 30天
- 充电盒充电时间: 约1.5小时
- 充电盒给耳机充电次数: 约3次
- 耳机充电时间: 约1.5小时
- 耳机单元: 13mm动圈式
- 耳机电池容量: 30mAh
- 充电盒电池容量: 300mAh

产品低电提示, 充电说明

耳机低电提示报警电量低 (预计可再使用10分钟左右) , 请充电。
放入充电盒充电。



耳机充电中: 耳机红灯长亮, 充电电量低时耳柄
耳机充电完成: 耳机红灯熄灭, 充电电量充足



充电盒充电中: 红灯长亮, 充电电量低时
充电盒充电完成: 红灯熄灭

使用注意事项

- 日常使用中耳机充电面会沾上灰尘等脏污的东西可以使用棉签清理耳机充电电接触面。
- 耳机需按要求正确规范的使用, 注意使用环境对耳机的影响, 为保证连接顺畅, 建议手机和耳机之间的距离在8米范围内。
- 如耳机有连接不上或通讯不畅等其它问题, 请忽略自拆卸耳机本体及其配件, 否则不予保 修不要使用超过额定安数伏数的充电头给耳机充电。
- 为了保证你正常使用耳机, 请确保耳机的电量充足。

温馨提示

- 如果你的耳机充电中存在发热严重或烧坏的情况可以不是使用大于5V2A功率的充电头, 大于的话需要更换小于5V2A的充电头。
- 当左右耳机出现只有一边有声音的时候请把两只耳机重新放入充电盒耳机自动关机, 打开手机找到配对名, 点击取消蓝牙配对, 打开充电盒取出耳机, 靠近解锁的手机 等待8秒左右打开手机蓝牙搜索蓝牙配对名点击连接。
- 耳机听不到声音
 - (1)确认耳机处于工作状态
 - (2)确认耳机的音量大小是否合适
 - (3)确认耳机是否与手机正常连接
 - (4)确认耳机在正常的工作范围
- 如果听到耳机有断续的情况: 有些地方信号干扰大, 蓝牙耳机会出现干扰蓝牙底噪的情况会出现断续情况走到别的地方重新打开重新连接即可解决。
 - (1)耳机离手机距离超出8米以上或中间有障碍物时, 会影响信号传输
 - (2)周边有大功率发射设备时, 会影响信号传输
 - (3)紧密空间也会影响信号传输(电子城等)

有毒有害物质名称及含量标识

- 有毒有害物质或元素的名称及含量标识表

符合电子信息产品污染控制管理办法的有害物质或元素标识表

部件名称	目标部件	有害物质或元素					
		铅 (Pb)	汞 (Hg)	六价铬 (Cr(VI))	多溴联苯 (PBB)	多溴二苯醚 (PBDE)	
电路板组合件	印刷电路板	0	0	0	0	0	0
塑胶及五金件	喇叭前后壳, 头戴钢架, 音腔壳及对应的表面喷涂部件等。	0	0	0	0	0	0
喇叭	全音喇叭	0	0	0	0	0	0
线材组件	线材及插针等	x	0	0	0	0	0
附件	彩盒、海绵、吸塑、卡通、说明书、布袋等。	0	0	0	0	0	0

本表格依据SJ/T 11364的规定编制
O: 表示该有害物质在该部件所有均质材料中的含量均在
GB/T 26572规定的限量要求以下。
X: 表示该有害物质至少在该部件的某一均质材料中的含量超出
GB/T 26572规定的限量要求。

在中华人民共和国境内销售的电子电气产品上将印有“环保使用期”(EPUP)符号。圆圈中的数字代表产品的正常环保使用年限。

保修卡/合格证

请您妥善保管好保修证和购机凭证, 这些将是您的保修凭证。
产品保修单(非人为损坏保修一年)

用户姓名		联系电话	
产品编号		购机日期	
通讯地址			
故障描述			

检修记录

序号	日期	检修记录	修理人员
1			
2			
3			

合格证

检验员: [Signature]

制造商: 深圳市世创信科技有限公司
地址: 深圳市宝安区西乡街道29号铁岗工业园1栋A8楼A404

警告声明

此设备符合FCC规则第15部分规范。操作需满足以下两个条件:

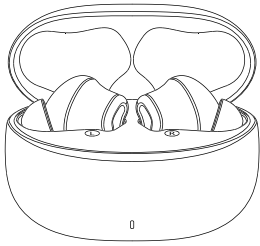
- (1)此设备不得造成有害干扰;
- (2)此设备必须接受接收到的任何干扰包括可能引起不希望的操作的干扰。

未经负责合规的方明确批准的任何更改或修改都可能使用户操作设备的权力无效。

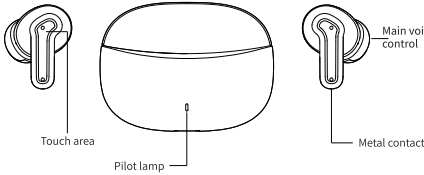
注:此设备经过测试, 符合FCC规则第15部分规定的B类数字设备的限制要求。这些限制旨在为住宅安装提供合理保护, 防止有害干扰。此设备会产生和使用射频能量, 如果不按照说明书安装和使用, 可能会对无线电通信造成有害干扰。但是, 不能保证在特定安装中不会发生干扰。如果该设备确实对无线电或电视接收造成有害干扰, 可以通过关闭和打开设备来确定, 鼓励用户尝试以下一种或多种措施来纠正干扰:

- 重新定向或重新定位接收天线。
- 增加设备和接收器之间的距离。
- 将设备连接到与接收器连接的电路不同的插座上。
- 向经销商或经验丰富的无线电/电视技术人员寻求帮助。

该设备符合FCC为不受控制的环境设定的辐射暴露限制。



TWS-R10
Usage Guide



Multi-function key function definition

Current status	Click	Double-click	Three hits	Four hits	Five hits	Long press
Pairing						
Connected standby				Wake up voice assistant		
Music mode	Pause/Play	Previous song Next song	Turn it up Reduce the volume			
Call mode	Answer/hang up					Long press for 2S to reject listening
Game mode					Game mode/ music mode	
Noise reduction mode						Long press for 3S to transparency or noise reduction

Technical specifications

- Model: TWS-R10
- Maximum power used: 5mW
- Headphone frequency response: 15 Hz-20kHz
- Bluetooth version: V5.4
- Supported protocols: RF, RFFHY, BB, LMP, LL, L2CAP, SM, GAP, GATT
- Bluetooth effective distance: 10 meters
- Headset working time: 3.5-4 (hours)
- Headset standby time: 30 days
- Charging time of charging case: about 1.5 hours
- The number of times the charging case charges the earphones: about 3 times
- Earphone charging time: about 1.5 hours
- Speaker unit: 13mm dynamic type
- Headphone battery capacity: 30mAh
- Charging case battery capacity: 300mAh

Product low power prompt, charging instructions

The earphone low battery prompts the alarm battery is low (it is expected to be used for about 10 minutes), please charge. Place in the charging case to charge.



Headphone charging: The red light of the earphones remains on, while the blue light of the charging compartment remains on. Earphones fully charged. The red light on the earphones is off and the blue light on the charging compartment is off.



Charging in the charging compartment: the red light flashes slowly. The charging compartment is fully charged: the red light remains on for a long time.

Precautions for use

- In daily use, cotton swabs can be used for dirty things such as dust on the charging surface of the earphones Clean the headphone charging contacts.
- The headset should be used correctly and standardly, and pay attention to the influence of the use environment on the headset. To ensure a smooth connection, it is recommended that the distance between the phone and the headset be within 8 meters.
- If the headset has other problems such as poor connection or poor communication, please disassemble the headset body and its accessories, otherwise there is no warranty, do not use the charging head exceeding the rated ampere volt to charge the earphone.
- In order to ensure that you can use the headphones properly, make sure that the headphones are fully charged.

Tips

- If your earphones are seriously hot or burned out in the charging of your headphones, you can see if you are using them If the charging head is greater than 5V2A power, if it is larger, it is necessary to replace the charging head less than 5V2A.
- When there is only sound on one side of the left and right earbuds, please put the two earphones back into the charging case. The headset automatically turns off, open the phone to find the pairing name, click to cancel Bluetooth pairing, open the charging case. Take out the headset, wait close to the unlocked mobile phone for about 8 seconds, turn on the Bluetooth of the mobile phone to search for Bluetooth pairing First name Click Connect.
- No sound is heard by headphones
 - (1) Confirm that the headset is in working condition
 - (2) Check whether the volume of the headphones is appropriate
 - (3) Confirm whether the headset is properly connected to the mobile phone
 - (4) Confirm that the headset is within the normal working range
- If you hear that the headphones are intermittent: there is a lot of signal interference in some places, and the Bluetooth headset will appear in the case of interference with the Bluetooth noise floor, there will be intermittent situations, just go somewhere else and disconnect and reconnect Settle.
 - (1) When the distance between the headset and the mobile phone exceeds 8 meters or there is an obstacle in the middle, the signal transmission will be affected.
 - (2) When there is high-power transmitting equipment around, it will affect the signal transmission
 - (3) Tight space also affects signal transmission (electronic city, etc.)

Name and content label of toxic and harmful substances

- Name and content identification table of toxic and harmful substances or elements

Hazardous substance or element identification table that complies with the management measures for pollution control of electronic information products

Part name	Target part	Hazardous substances or elements					
		lead (Pb)	mer- cury (Hg)	cadm- ium (Cd)	hexa- valent chro- mium (Cr(VI))	polybromi- nated dibenzyl ether (PBDE)	polybromi- nated diphenyl ether (PBDE)
Circuit board assembly	Printed circuit boards	0	0	0	0	0	0
Plastics and hardware	Speaker front and rear shells, head wearing steel bars, sound control shell and Games jointing surface oil-injected parts, etc.	0	0	0	0	0	0
horn	Pitch trumpet	0	0	0	0	0	0
Wire components	Wires and pins, etc	x	0	0	0	0	0
annex	Color boxes, foam, fritters, cartons, manuals, cloth bags, etc.	0	0	0	0	0	0

This form has been prepared in accordance with SJ/T 11364

O: Indicates that the content of the hazardous substance in all homogeneous materials of the part is presentThe limit requirements specified in GB/T 26572 are as follows.

X: Indicates that the hazardous substance is present in at least one of the homogeneous materials of the part The limit requirements specified in GB/T 26572.

在中华人民共和国境内销售的电子电气产品上印有“环保使用期”(EPUP)符号。圆圈中的数字代表产品的正常环保使用年限。

Warranty card/certificate of conformity

Please keep the warranty certificate and purchase voucher properly, these will be your warranty certificates.
Product warranty (one year warranty for non-human damage)

User name		Contact number	
Product number		Date of purchase	
Mailing address			
Fault description			

Maintenance records

serial number	date	Maintenance records	Repair staff
1			
2			
3			

Certificate

Inspector: [Signature]

Manufacturer: Shenzhen Shichuangpin Technology Co., Ltd
Address: A804, Block A8, Building 1, Jinshun Industrial Park, No. 29 Anju Road, Longgang District, Shenzhen

Warning Statement

This device complies with part 15 of the FCC Rules. Operation is subject to the following two conditions: (1) This device may not cause harmful interference, and (2) this device must accept any interference received, including interference that may cause undesired operation.

Any Changes or modifications not expressly approved by the party responsible for compliance could void the user's authority to operate the equipment.

Note: This equipment has been tested and found to comply with the limits for a Class B digital device, pursuant to part 15 of the FCC Rules. These limits are designed to provide reasonable protection against harmful interference in a residential installation. This equipment generates uses and can radiate radio frequency energy and, if not installed and used in accordance with the instructions, may cause harmful interference to radio communications. However, there is no guarantee that interference will not occur in a particular installation. If this equipment does cause harmful interference to radio or television reception, which can be determined by turning the equipment off and on, the user is encouraged to try to correct the interference by one or more of the following measures:

- Reorient or relocate the receiving antenna.
- Increase the separation between the equipment and receiver.
- Connect the equipment into an outlet on a circuit different from that to which the receiver is connected.
- Consult the dealer or an experienced radio/TV technician for help.

This equipment complies with FCC radiation exposure limits set forth for an uncontrolled environment.