




Appendix

Setup Photographs

AC Power Line Conducted Emission




Radiated Spurious Emission Below 1 GHz and Above 30 MHz




Radiated Spurious Emission Below 30 MHz



Radiated Spurious Emission Above 1 GHz (X axis)



Radiated Spurious Emission Above 1 GHz (Y axis)



Radiated Spurious Emission Above 1 GHz (Z axis)

