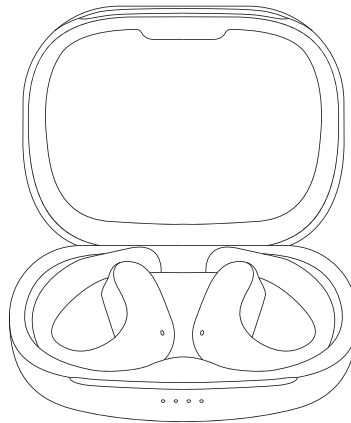




## Getting Started

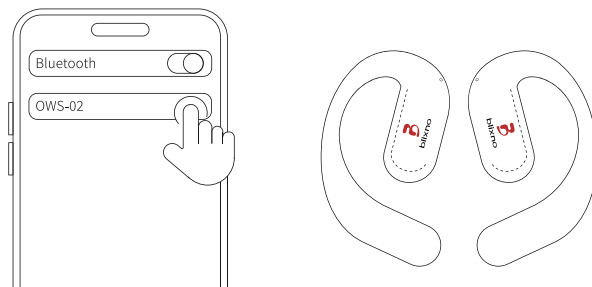
Take out the **Blixno OWS-02** headphones and the indicator lights will light up with **red light and blue light** flash alternatively.

(If nothing happens, first charge it with the included USB cable.)



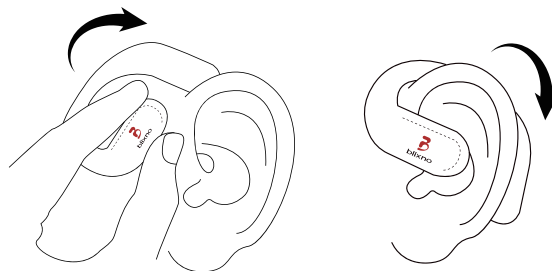
## Pairing

Turn on Bluetooth on your device.  
Select "OWS-02" in your Bluetooth devices list.  
TIP: If pairing is unsuccessful, please repeat the steps above.



## Twist Fit

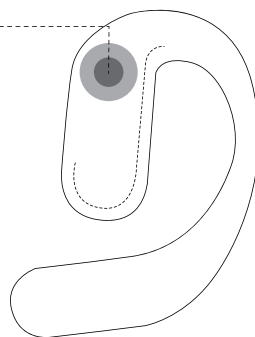
Step 1: Take out the earphones as shown in the figure.  
Step 2: From top to bottom, place the ear hook behind your ear.  
Step 3: Gently rotate it into a comfortable position to ensure the best wearing and sound experience.



## Controls

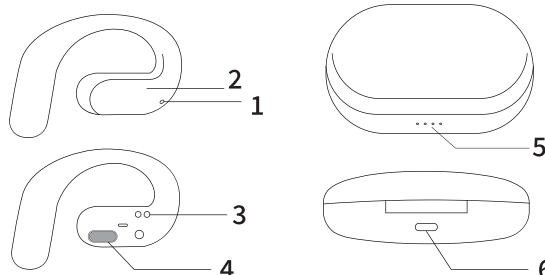
Tap the side of the MFB, see the chart for details:

1Tap ●	Play/ Pause
2Taps ●●	Left Side: Track Fwd Right Side: Track Rev
3Taps ●●●	Left Side: Volume Up Right Side: Volume Down



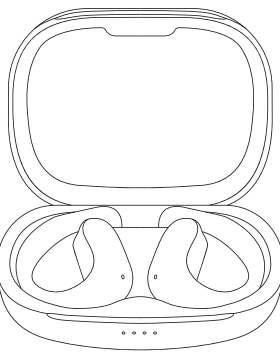
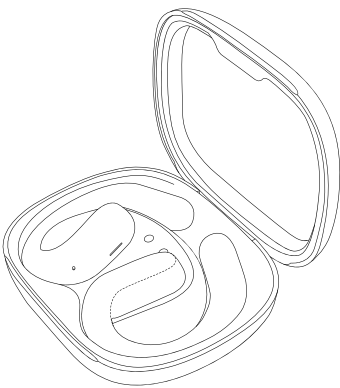
## Parts

1. Earphone LED indicator
2. Earphone Multifunction Touch button(MFB)
3. Charging contacts
4. Vocal position
5. Charging box LED indicator status
6. USB-C charging interface



## Twist Fit

"Blixno Powering On" :  
Power ON  
"Blixno is connected":  
Headphones synced to each other  
"Blixno is in Pairing Mode":  
Blixno is ready to connect to Bluetooth device  
"Blixno Pairing Successful":  
Blixno is paired to device



### Quick Start Guide for Blixno

This device complies with Part 15 of the FCC Rules.  
Operation is subject to the following two conditions:  
(1) This device may not cause harmful interference, and  
(2) this device must accept any interference received, including interference that may cause undesired operation.

FCC ID: 28FC2-87108 MADE IN CHINA

## Maintenance

To ensure the optimal performance and longevity of your Blixno, please perform the following:

- Care for your tips and sport hooks: Wipe with a soft, damp cloth. Avoid household cleaners or abrasives. Ensure they're dry before reattaching.
- Charging Well and Pins: Use a soft brush to clear out debris. Clean pins with a damp cloth, drying before charging.
- Microphone: Keep the grill dust-free with a gentle brush. Avoid sharp objects.
- Featuring IPX5, Blixno is water resistant. Wipe and dry if exposed to saltwater or chemicals before charging or storing.

## Regulatory Info

### Fcc Information and copyright

This equipment has been tested and found to comply with the limits for a Class B digital device, pursuant to part 15 of the FCC Rules. These limits are designed to provide reasonable protection against harmful interference in a residential installation. This equipment generates, uses and can radiate radio frequency energy and, if not installed and used in accordance with the instructions, may cause harmful interference to radio communications. However, there is no guarantee that interference will not occur in a particular installation. If this equipment does cause harmful interference to radio or television reception, which can be determined by turning the equipment off and on, the user is encouraged to try to correct the interference by one or more of the following measures:

- Reorient or relocate the receiving antenna.
- Increase the separation between the equipment and receiver
- Connect the equipment into an outlet on a circuit different from that to which the receiver is connected.
- Consult the dealer or an experienced radio/TV technician for help

### 15.19 Labelling Requirements

This device complies with part 15 of the FCC Rules. Operation is subject to the following two conditions:

- (1) This device may not cause harmful interference, and
- (2) this device must accept any interference received, including interference that may cause undesired operation.

Changes or modifications not expressly approved by the party responsible for compliance could void the user's authority to operate the equipment.

### FCC RF Warning Statement

The device has been evaluated to meet general RF exposure requirements, the device can be used in portable exposure condition without restriction.

### For the European Union (CE compliance):

SANWEAR" conforms to the essential requirements and other relevant provisions of Directive 2014/53/EU. For full details, refer to the CE marking on the product or its packaging.

### For other regions:

Please refer to local guidelines and regulations. Ensure you are in compliance when traveling or using the product abroad.

### Safety Information

To reduce the risk of fire or burns, do not disassemble, crush, puncture, or dispose of in fire or water. Replace only with the specific type or equivalent battery recommended by the manufacturer.

### Hearing Safety

Protect your ears and your hearing health. Avoid listening at high volumes for extended periods. If symptoms like ringing in the ears or muffled speech occur, reduce volume or consider taking a break.

### Battery Information

Battery composition: Lithium-ion  
Battery Life: Up to 33 hours on a full charge.

### Environmental Information

Blixno is dedicated to reducing our environmental footprint. The packaging of Blixno is designed to be recyclable. Contribute to a sustainable future by disposing of the packaging responsibly. When it's time to move on from your Blixno device, don't throw it in the trash. Dispose of it separately by taking it to your local electronics recycling point. With little effort, you can recycle valuable raw materials properly and safely.

