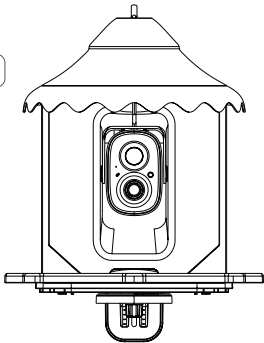


Thanks for Choosing Cinmoore
Smart Bird Feeder

CM-P2U

Quick Operation Guide



CiNMOORE

What's In The Box



Black Strap



Roof



Mounting Screws



Anchors



Perch Screw




Perch



Bird Feeder Cam



Ejector Pin



Quick Guide

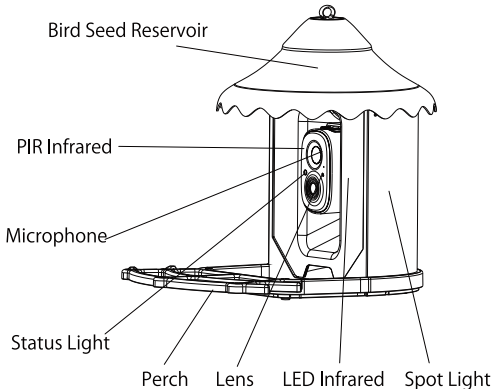


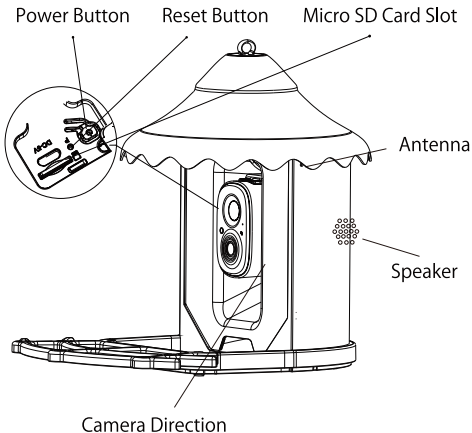
Type C Power Cable



Mounting Bracket

Camera Structure

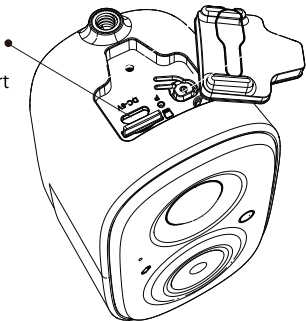




First time receiving the machine, please charge it first

When the battery level is low, the Shenmou APP will remind you to charge it. Please use a charger to charge it

Type-C
charging port

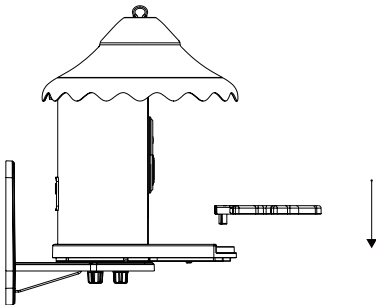


Set Up With Cinmoore App



Download Cinmoore App from App Store or Google Play. Follow the in-app instruction to complete the entire set up process.

Assemble Smart Bird Feeder



To ensure a good viewing experience, please tilt the camera down by about 15 degrees.

Indicator Light Status

Camera Status	Indicator Light Status
During charging, automatically after fully charged	<ul style="list-style-type: none">• The red light stays on all the time
The device is working normally	<ul style="list-style-type: none">• The blue light stays on for 10 seconds before automatically turning off
Distribution network binding	<ul style="list-style-type: none">• Blue light flash
The device is low on battery and cannot be turned on	<ul style="list-style-type: none">• The blue light flashes three times within one second
Firmware version upgrade in progress	<ul style="list-style-type: none">• Blue light flashing slowly

Company Statement

1. We have tried our best to ensure the completeness and accuracy of the materials. If you have any questions or disputes, please refer to the company's final explanation.
2. We will update the information content in a timely manner according to the product function. And regularly modify and update the products or programs described in this information. Updates will be added to the new version without notification.
3. The content of this material is for reference only for customers. There is no guarantee that it is exactly the same as the product. Please focus on the actual product.
4. The camera parts shown in this information are for illustration only. It does not represent the purchased configuration.

Operating conditions:

Temperature: -10° to 45°C (14° to 113°F) Humidity 95% or less (non-condensing)

FCC statements

This device complies with part 15 of the FCC Rules. Operation is subject to the following two conditions: (1) this device may not cause harmful interference, and (2) this device must accept any interference received, including interference that may cause undesired operation.

FCC Information

Please take attention that changes or modification not expressly approved by the party responsible for compliance could void the user's authority to operate the equipment. FCC compliance: This equipment has been tested and found to comply with the limits for a Class B digital device, pursuant to part 15 of the FCC Rules. These limits are designed to provide reasonable protection against harmful interference in a residential installation. This equipment generates, uses and can radiate radio frequency energy and, if not installed and used in accordance with the instructions, may cause harmful interference to radio communications. However, there is no guarantee that interference will not occur in a particular installation. If this equipment does cause harmful interference to radio or television reception, which can be determined by turning the equipment off and on, the user is encouraged to try to correct the interference by one or more of the following measures:

- Reorient or relocate the receiving antenna.
 - Increase the separation between the equipment and receiver.
 - Connect the equipment into an outlet on a circuit different from that to which the receiver is connected.
 - Consult the dealer or an experienced radio/TV technician for help
- To maintain compliance with FCC's RF Exposure guidelines, This equipment should be installed and operated with minimum 20cm distance between the radiator and your body: Use only the supplied antenna.

FCC Conditions

This device complies with part 15 of the FCC Rules. Operation is subject to the following two conditions:

1. This device may not cause harmful interference.
2. This device must accept any interference received, including interference that may cause undesired operation.

CiNMOORE

support@superacme.com

*Our company reserves the right to finalize product failure.

