



[illegible]



TWS Wireless Earbuds
EW305 User Guide
Made in China



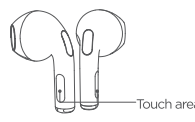
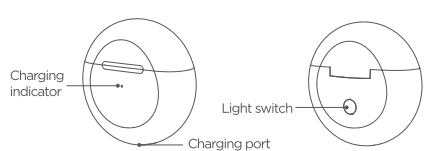
Follow Lenovo Smart Life

Manufacturer: Lecoo Technology Co., Ltd
Address: No. 1, 2nd Street, Airport International Logistics Zone, Tianjin Pilot Free Trade Zone (Airport Economic Zone)
Hotline: 400-0100-800

product description

Earbuds parameter

Iuetho0 version: 5.3
Wearing method: in-ear
Maximum working distance: 10m
Battery capacity: 30mAh
Headphone play time: 3h
Pairing name: EW305

Touch area

Charging port

Light switch

Front of charging box

Back of the charging case

Charging Case Spec

Battery capacity: 230mAh
Charging current: 5V/1A
Charging interface: TYPE-C
The red light of the charging box is flashing, and the red light is always on when fully charged

status		operating	
Power on	Power off	Take out the charging compartment and automatically turn off the machine/Manually turn on and long press for 3S	Power on
Power off	Power on	Put it into the charging compartment and automatically shut down/Manual shutdown long press 5S	Power off
Play	Connected	Click the touch area	
Pause	Play music	Click the touch area	
Answer	The first call comes in	Click the touch area	
Reject	The first call comes in	Long press the touch area for 1SS	
Hang up	Calling	Click the touch area	
Volume +	In music/calling	Double tap the right ear touch area	Maximum volume "beep-beep"
Volume -	In music/calling	Double tap the left ear touch area	
Previous piece	In music	Triple tap the right ear touch area	
Next track	In music	Triple tap the left ear touch area	
Siri	Music/Online	Long press 2S	"Beep"
Connection succeeded			Connected
Disconnect			Disconnected
Low power			Battery low

Precautions

- Do not drop, impact, scratch, twist, beat, crush, drop into the water, etc, the Wireless Earbuds
- When using a Wireless Earbuds, please keep it away from magnets, electrical appliances and speaker accessories;
- Try to avoid placing the Wireless Earbuds in extreme temperatures (working environment operating temperature range -10°C -45°C);
- Avoid exposing the Wireless Earbuds to a humid environment;
- If you don't use the Wireless Earbuds for a long time, please fully charge it and charge it every other week to extend the service life of the Wireless Earbuds;
- Do not put the Wireless Earbuds near the fire source;
- Do not place the Wireless Earbuds and charging compartment next to flammable and explosive items;
- No fast charging

Safety guidance:

Please use the standard DC charger (DC 5V/500MA-1A) to charge the charging compartment; do not disassemble the charging compartment and Wireless Earbuds; Or insert other items into the product to avoid damage to you caused by product damage.

Serious warning:

Do not use this product while charging, please use the adapter specified by the manufacturer to charge the product. Do not disassemble the built-in lithium electronic battery and place it in a fire, Do not allow metal objects to contact or short-circuit the electrode. Do not hit or squeeze the battery. Avoid placing it in a wet, corrosive or overheated (>60°C) environment.

Chinese and English language switching:

double click on the headset to switch between Chinese and English languages when the headset is not connected to the mobile phone

FCC warning

This device complies with Part 15 of the FCC Rules: The following two conditions must be met:

- The equipment shall not cause harmful interference;
- the equipment must accept any interference received, including interference that may cause undesired operation.

Any changes or modifications that are not explicitly approved by the responsible party for compliance may deprive the user of permission to operate the equipment.

Note: According to Part 15 of the FCC Rules, this device has been tested to meet the restrictions for Class B digital devices. These restrictions are intended to provide reasonable protection against harmful disturbances in residential installations. This device generates, uses and radiates radio frequency energy, which, if not installed and used in accordance with the instructions, may cause harmful interference with radio communications. However, there is no guarantee that interference will not occur in a particular installation. If the device does cause harmful interference with radio or television reception, this can be determined by turning the device off and on, and users are encouraged to try to correct the interference by one or more of the following measures:

- Reorient or relocate the receiving antenna.
- Increase the separation between the equipment and receiver.
- Connect the equipment into an outlet on a circuit different from that to which the receiver is connected.
- Consult the dealer or an experienced radio/TV technician for help.

The device has been evaluated to meet general RF exposure requirement. The device can be used in portable exposure condition without restriction

After-sales service

Lecoo After-sales Service Commitment:
After-sale period of validity of the product: from the date of purchase, the product is provided with one-year warranty service under normal use. Other accessories (such as packaging, etc.) are not within the scope of after-sales service.

The following situations are not covered by after-sales service:

- Unable to provide valid warranty card and valid invoice (not including those that can prove the product is within the valid warranty period) or after the warranty without authorization;
- The product model and serial number on the warranty card are not consistent with the real product;
- Damage is caused by failure to use, maintain and keep the product according to the instructions;
- Damage caused by accident, personal dismantle, man-made damage or repair of service stations not authorized by the Company;
- Damages caused by force majeure.

Package Contents

- 1.Wireless Earbuds 2pcs
2. charging box Ips instruction
- 3.manual Ips
- 4.1 charging cable

QC PASS

Inspectors: QC03

说明书
折后尺寸：70*80mm
材质：80g书写纸 黑白印刷
风琴折

