



扫码关注

fingertime凡纪

深圳市盛创数码科技有限公司

Shenzhen Century Digital Technology Co., Ltd.

广东省深圳市龙华区龙华街道梅龙大道194号卫东龙商务大厦A座1205-1207

Add: Unit 1205-1207, 12th Floor, Block A, WDL Business Building, NO. 194 Meilong Avenue, Longhua Committee, Longhua District, Shenzhen, Guangdong (518109)

www.fingertime.net ☎ 400 990 0236

商标说明: fingertime® 为深圳市盛创数码科技有限公司持有注册商标, 仿冒必究。



ANC01

Fashion
Bluetooth Headset

fingertime®

32年专业音频制造

32 years of
industry experience

Fingertime (凡纪) 是一家时尚消费类电子品牌,
集产品研发、产品生产、市场销售为一体。
秉承“触及美好生活”的品牌理念, 倡导积极向上、年轻、探索的生活价值观。

"fingertime" is a fashion consumer electronics brand.
It integrates R&D, production and sales.
Uphold "Touch the Goodness" as the brand concept. Advocate a positive,
young and exploratory life values.

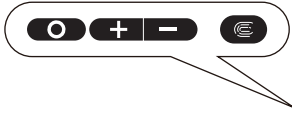


Touch the goodness

产品参数(Product Parameters):

蓝牙标准 (Bluetooth Version) :	Bluetooth V5.3
支持协议 (Support) :	a2dp\avctp\avdtp\avrcp\ hfp\spp\smp\att\gap\gatt\ rfcomm\sdp\l2cap profile
有效范围 (Working Distance Range) :	10米
工作频率 (Frequency Range) :	2.402GHz-2.480GHz
电池规格 (Battery Specifications) :	3.7V/500mAh
充电电压 (Charging Voltage) :	5V/1A
充电时间 (Charging Time) :	约2.5小时(about 2.5 hours)
蓝牙续航时间 (Bluetooth only)) :	约50小时(about 50 hours)
降噪续航时间 (ANC only)) :	约50小时(about 50 hours)
蓝牙+降噪续航时间 (Bluetooth and ANC)) :	约35小时(about 35 hours)

按键说明(Button Description):



长按触控区域开启/松开关闭临时透传模式
on hold touch area to open / release to close



长按开启/关闭耳机; 短按暂停/播放音乐/接听/挂断电话
双击切换透传模式/降噪模式; 五击切换游戏模式/音乐模式
Long press ON / OFF, short press Play / Pause and Answer Calls / Hang off Calls,
Three clicks to switch transparent mode/noise reduction mode; Five click switch
between game mode/music mode



短按增加音量/长按2秒切换下一曲
short press for increasing volume
long press for next song




短按降低音量/长按2秒切换上一曲
Short press for reducing volume
Long press for previous song













蓝牙操作模式(Bluetooth mode operation):

蓝牙配对:


长按“”三秒, 语音提示“power on”, 耳机开机, 自动进入配对状态

语音提示“Bluetooth mode”, 橙色和白色指示灯交替闪烁, 打开智能设备蓝牙功能
开启搜索并选择设备“Purer-ANC01”, 无需密码, 配对成功后语音提示“Connected”,
白色指示灯长亮。











按键操作:

- 1) 暂停/播放音乐: 短按“”暂停或播放音乐
- 2) 上/下曲: 长按“”2秒切换下一曲, 长按“”2秒切换上一曲
- 3) 加/减音量: 短按“”增加音量, 短按“”降低音量
- 4) 语音助手: 三击“”键, 唤醒语音助手功能
- 5) 接通电话: 来电时, 短按“”
- 6) 挂断电话: 通话中, 短按“”
- 7) 拒绝来电: 来电时, 长按“”2秒
- 8) 关机: 长按“”3秒, 耳机关机

Bluetooth pairing:

long press “” for three seconds, voice prompt “power on” to start up the Bluetooth headphones, it will enter pairing mode automatically, voice prompt “Bluetooth mode”, indicator light flash with orange and white. Turn on the smart device's Bluetooth searching function and select the device “Purer-ANC01”, no password is required, after successfully pairing, a tone “Connected” will be heard, the LED indicator light turn to be white.

Button Description:

- 1) Play/pause the music: short press “” to play or pause the music
- 2) Last/next song: long press “” for 2 seconds to the next song;
long press “” for 2 seconds to the previous song
- 3) Volume control: short press “” for increasing volume;
short press “” for reducing volume
- 4) Voice assistance : triple press “” to active the voice assistance
- 5) Answer the call : short press “” when calls coming
- 6) End of the call : short press “” when calls ending
- 7) Reject the call : Long press “” for 2 seconds when calls coming
- 8) Power off : long press “” for 3 seconds to turn off the headphone


透传模式/降噪模式 (TRANSPARENT MODE/ANC MODE):


透传模式：双击“”键，切换至透传模式，语音提示“Transparent Mode”。

降噪模式：再次双击“”键，切换至降噪模式，语音提示“ANC Mode”。

临时透传模式：长按触控区域开启/松开关闭。

TRANSPARENT MODE/ANC MODE

Transparent mode: double press “” to switch the transparent mode, voice prompt “Transparent mode”.


ANC mode: double press “” again to switch the ANC mode, voice prompt “ANC mode”.


Temporary transparent mode: hold on the touch area to open/release to close.

低延迟模式(Low latency mode):

连续五击“”键，进入低延迟游戏模式，语音提示“Game Mode”

再次五击“”键，切换至音乐模式，语音提示“Music Mode”

Press “” for five times to enter the low latency game mode, voice prompt “Game mode”.

Press “” for five times again to switch the music mode, voice prompt “Music mode”.

Aux-in播放模式(Aux-in Mode):

在耳机没电或者关机状态下，将音频线 Type-c 端插入耳机，3.5mm插针端插入手机，可进入到Aux-in播放。

When the headset is battery low or off state, plug the type-c end of AUX cable into the headphone and the 3.5mm pin into the phone to switch to the Aux-in playing mode.

包装清单(Items Included):

- 1) 一条充电线 (One charging cable)
- 2) 一条音频线 (One Aux-in cable)
- 3) 一本使用说明书 (One user manual)
- 4) 一个ANC01耳机 (One ANC01 headphones)

LED指示灯状态(LED indicator light Status):

充电状态	充电时：橙色指示灯长亮。满电时：白色指示灯长亮
配对状态	橙色和白色指示灯交替闪烁
播放状态	白色指示灯5秒闪烁一次

Charge Status	LED indicator light stays orange when charging. When fully charged, LED indicator light turns to be white.
Pairing Status	LED indicator light alternating flashes orange and white.
Palying Status	White LED indicator flash once in every 5s

保修卡
WARRANTY CARD

产品型号
Model number

购买日期
Purchase date

购买账号
Purchase account

用户姓名
User name

产品颜色
Color

购买店铺
Purchase shop

保修原因
Warranty reason

联系电话
Contact number

用户地址
Buyer address

产品合格证

经检验该产品符合技术标准,准予出厂。

产品名称: 头戴式蓝牙耳机

型 号: ANC01

检 验 号: 08

制造地址: 广东省汕头市潮阳区谷饶镇沟南工业区

深圳市盛创数码科技有限公司

电话: 400 990 0236

执行标准: GB/T14471-2013



注意事项 Note

蓝牙耳机进入配对模式后若无配对连接操作, 请关闭设备避免电量损耗。

搜索蓝牙时不要进行其他操作, 防止程序出错。

在使用中请选择适当的音量, 以防对耳朵造成伤害。

请注意蓝牙耳机的良好使用环境, 避免对耳机造成损伤。

长时间未使用的耳机, 请先将耳机进行一次充电过程后再使用。

If no pairing connection after the Bluetooth headset enters the pairing mode, please turn off the headset to save power.

Do not perform other operations when searching Bluetooth to prevent the program error.

Please select a proper volume while using to prevent damage to your ears.

Please note that a good environment for using the Bluetooth headsets can avoid damage to the headsets.

Please charge the headset after a long time none-use.

Touch the goodness

让美好一直发声

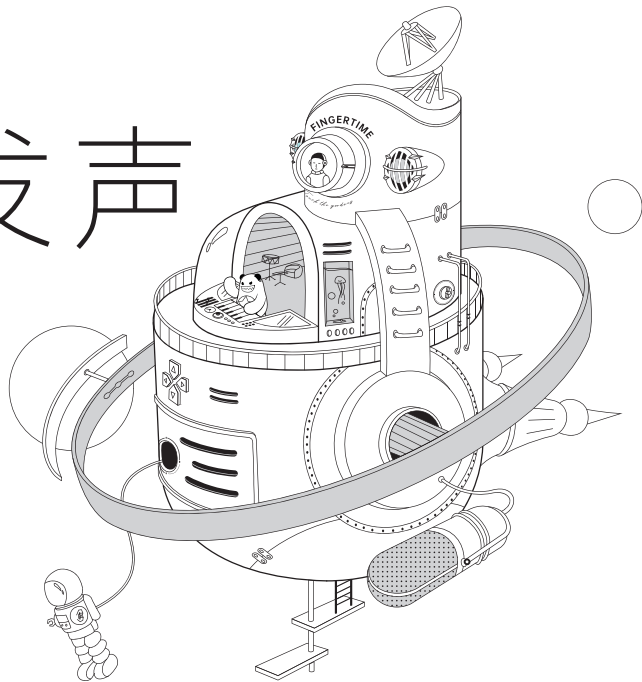
在90年代初，耳机刚刚民用化、商用化时，
我们便深耕于音频制造，我们为多家国外品牌做代工生产。

/

“时至今日，我们历经32年的沉淀...”

我们倡导“相信文化 相信技术”

并将这一价值观作为品牌文化的核心基石贯穿品牌发展和
产品生产的各方面，以文化艺术与科技技术的视角，
实践与人相关的感动设计。



FCC STATEMENT :

This device complies with Part 15 of the FCC Rules. Operation is subject to the following two conditions:

- (1) This device may not cause harmful interference, and
- (2) This device must accept any interference received, including interference that may cause undesired operation.

Warning: Changes or modifications not expressly approved by the party responsible for compliance could void the user's authority to operate the equipment.

NOTE: This equipment has been tested and found to comply with the limits for a Class B digital device, pursuant to Part 15 of the FCC Rules. These limits are designed to provide reasonable protection against harmful interference in a residential installation. This equipment generates uses and can radiate radio frequency energy and, if not installed and used in accordance with the instructions, may cause harmful interference to radio communications. However, there is no guarantee that interference will not occur in a particular installation. If this equipment does cause harmful interference to radio or television reception, which can be determined by turning the equipment off and on, the user is encouraged to try to correct the interference by one or more of the following measures:

- Reorient or relocate the receiving antenna.

- Increase the separation between the equipment and receiver.

- Connect the equipment into an outlet on a circuit different from that to which the receiver is connected.

- Consult the dealer or an experienced radio/TV technician for help.

RF warning statement:

The device has been evaluated to meet general RF exposure requirement. The device can be used in portable exposure condition without restriction.