

140 mm

**Electric scooter FN-E8**  
**USER MANUAL**



Model No. FN-E8

Original Instructions

The picture is for reference only.

Before using the product, please read this manual.

**IMPORTANT!** Read carefully and keep for future reference.

140 mm



Use Camera or QR Scanner to Scan  
Email Address: [aftersales@invanti.com](mailto:aftersales@invanti.com)



The illustrations and function descriptions in this user manual are for illustration purposes and reference only, and the products are subject to the real product. The mentioned technical performance indicators are based on the specific experimental environment, and the actual indicators may vary depending on the setting and environment. This product needs to be used with mobile phones or other smart devices. The realization of all functions of this product requires network support, with the network fee being subject to the supplier's service rate. This product is only used to assist safety management and cannot replace other safety measures. Do not use this product for any illegal purpose. Some services are provided and supported by third parties, which may change at any time. Invanti does not provide any guarantee for third-party services. Please read the terms of the third-party service and privacy policy carefully before use.

The text and logo of invanti are trademarks or registered trademarks of enterprises affiliated with Invanti. Other company, product or service names mentioned may be trademarks or registered trademarks of their respective owners.

© 2024 Invanti (Beijing) Technology Co., Ltd all rights reserved.

# Electric scooter FN-E8

## USER MANUAL



Model No. FN-E8

Original Instructions

The picture is for reference only.

Before using the product, please read this manual.

**IMPORTANT!** Read carefully and keep for future reference.

# Contents

---

1.Safety Instructions -----	2
2.Introduction to Functions -----	9
3.Product Display -----	11
4.Scooter Assembly -----	13
5.Unfolding/Folding/Carrying -----	14
6.Riding and Parking -----	17
7.Control System -----	18
8.Indication Description -----	21
9.About Charging -----	22
10.About the Battery and Charger -----	22
11.App Descriptions -----	24
12.Maintenance -----	25
13.Parameter Configuration -----	26
14.Authentication -----	27

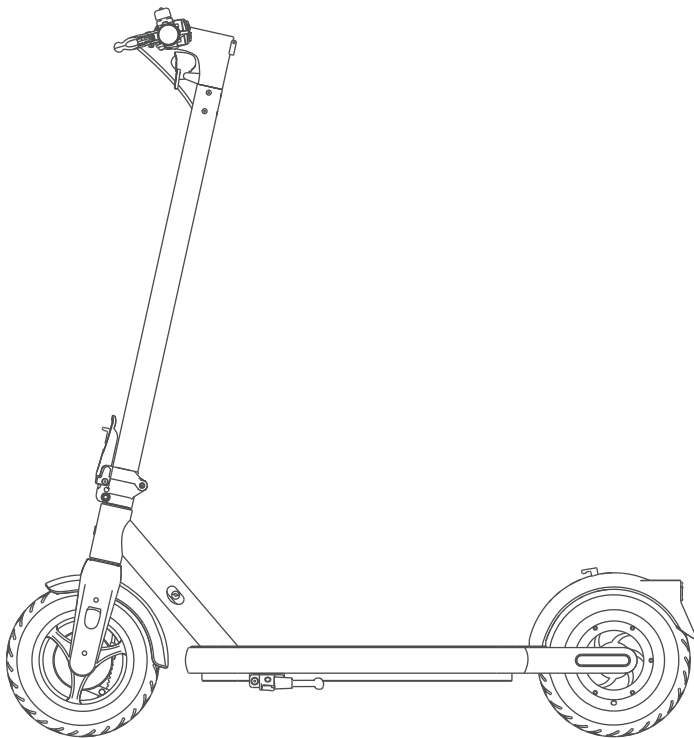
\* Please read and know the instructions described in the user manual carefully before using the electric scooter and keep it for future reference.

Please do not dispose of this product casually, it needs to be disposed of in accordance with local recycling regulations.

# Welcome

---


Thank you for choosing the invanti Scooter FN-E8 (hereinafter referred to as FN-E8). Enjoy the pleasure brought by FN-E8.



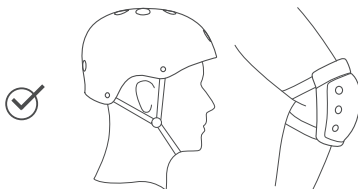
# 1 Safety Instructions

Note: Before using this product, please carefully read the following important safety information.

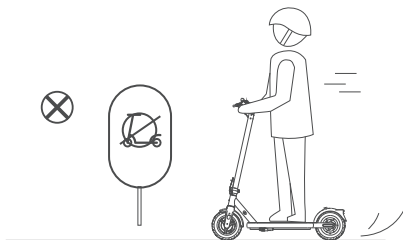
1.This electric scooter can be used by one adult only.  
Never carry others.



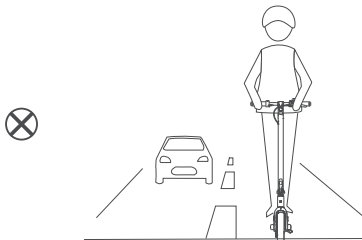
2.Wear safety helmet and other protective equipment  
while using this product.




3.Never ride this product in an unsafe or illegal place.




4.Please practice in an open area (not on lanes) first and use  
this product until you are skilled in operation.



5. Do not make dangerous actions or ride with one hand only. Keep your feet on the scooter.



6. Avoid obstacle jumps and anticipate and adapt your trajectory and speed to those of a pedestrian before crossing these obstacles. Meanwhile, get out of the vehicle when these obstacles become dangerous due to their shape, height or slippage. Do not try to directly pass steps are higher than 1.2inch.



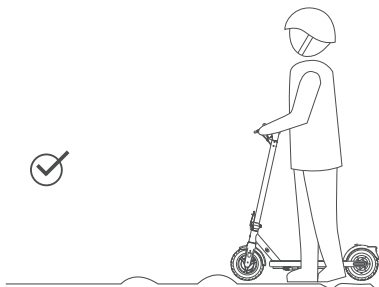
7. For your safety, please control the speed to be less than 20mph. Avoid using it at night as much as possible. If you use this product at night, turn on the headlight and control the speed to 9.3 mph or less.



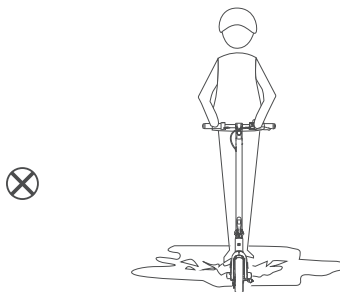
8. Do not use this product at the ambient temperature below 14°F. Temperature range of cycling environment: 14°F-140°F.




9. In the event of bumps or poor road conditions, please use this scooter slowly or get off the scooter and push it forward.



10. Do not use this product on an oily or icy surface.



11. To avoid damage caused by water to its electrical parts, Please Do not immerse this product at a depth of more than 1.57inch in water.

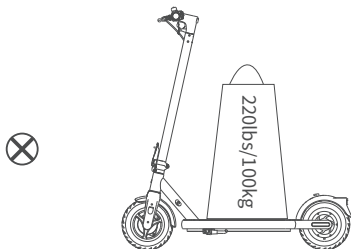


12. Avoid using this product as much as possible in bad weather such as rain, snow and wind, to prevent unnecessary damage caused by insignificant factors.

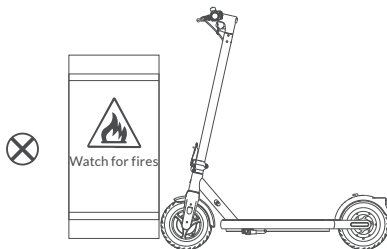





13. Use this product in accordance with relevant instructions in this manual. Do not use this product beyond the allowable load range.



14. Avoid using or keeping this product at high or extremely low temperatures, or keeping this product together with flammables.



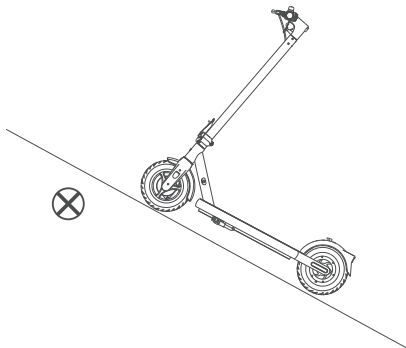
15. The scooter is a special riding product. Please ride it on smooth roads without pits.



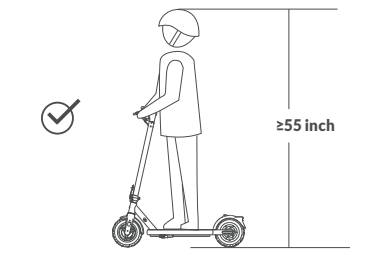
16. Do not attach any load to the handlebar which will affect the stability of the vehicle.



17. Engage the kickstand when the vehicle is not in use; Flip up the kickstand before use; Do not park the vehicle on the slope.




18. The minimum height of the user is 55 inch, while the maximum height is no more than 86.6 inch; the maximum age of the user is 70 years old, while the minimum age is no less than 13 years old.



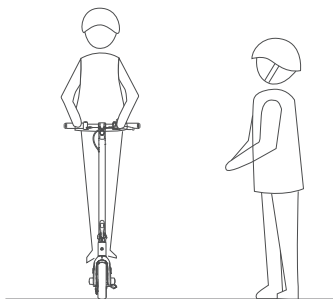
19. Braking performance and friction between the tire and road deteriorates in wet conditions, so it is harder to control the speed and easier to lose control. Slow down and brake early when it is raining.




20. **WARNING** Keep plastic covering away from children to avoid suffocation.



21.The user shall take the time to learn the basics of the practice to avoid any serious accident that can take place in the first month.




22.Notify your presence when approaching a pedestrian or cyclist when you are not seen or heard. Avoid high traffic areas or overcrowded areas.



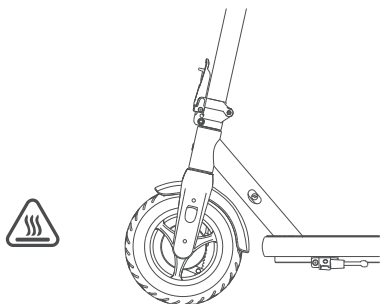
23.Cross the protected passages while walking. In all cases, take care of yourself and others.



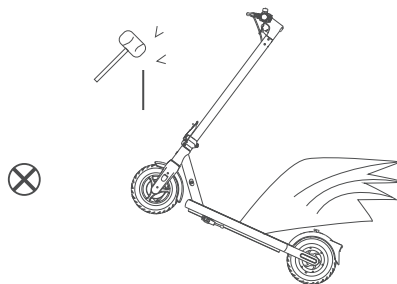
24.Do not divert the use of the vehicle, This vehicle is not intended for acrobatic use.




25. Caution, the brake may become hot in use. Do not touch after use.



26. Eliminate any sharp edges caused by use. Do not modify or transform the vehicle, including the steering tube and sleeve, stem, folding mechanism and rear brake.



27. The user has the obligation to always wear shoes when riding.



28. In any case, anticipate your trajectory and your speed while respecting the code of the road, the code of the sidewalk and the most vulnerable. If any, local special laws and regulations should be observed during riding of this product.



## 2 Introduction to Functions

### 1. Product Overview

Power/gear/  
headlight ON/OFF button

LED headlight

Thumb throttle

Display

Turn signal

Hook

Left brake

Folding wrench

Charging Port

Rubber Pedal

10-inch Pneumatic Tire

10-inch Pneumatic Tire

Rear Fender

Taillight


Kickstand

Built-in Lithium Battery

In wheel Motor

**\*The accessories and any additional items which are not approved by the manufacturer shall not be used.**

## Accessories



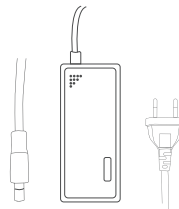
Manual



M5\*12 Screw×8



3.0mm  
Screwdriver



Power Cable

**Note:** Please check out all the items in the package carefully. If anything is missing or damaged, please contact email: [aftersales@invanti.com](mailto:aftersales@invanti.com)

Product Contents	Quantity
User Manual	1
M5*12 Screw	8
Screwdriver	1
Power Cable	1