Test report issued under the responsibility of:
EMITECH MONTPELLIER laboratory
MRA US-EU Designation Number: FR0006
Canadian CAB Identifier: FR0003

RADIO TEST REPORT

FCC 47 CFR PART 15: 2023
RSS-247_Issue 2, February 2017
RSS-Gen Issue 4, November 2014
ANSI C 63.4:2014
ANSI C 63.10: 2013

Company .....:	**ENLESS WIRELESS**
Address.....:	45 TER AVENUE DE VERDUN 33520 BRUGES FRANCE
Test item description. .....:	**LoRa temperature & humidity wireless transmitter**
Trade Mark. .....:	ENLESS WIRELESS
Manufacturer.....:	ENLESS WIRELESS
Model/Type reference.....:	600121402 / TX T&H AMB 600-121
FCC ID.....:	2BEZP600121
IC. .....:	32107-600121
Ratings.....:	3.6 Vdc to 3.8 Vdc
Testing Laboratory .....:	**EMITECH MONTPELLIER laboratory**
Address.....:	145 rue de Massacan 34740 VENDARGUES FRANCE
Report Reference No.....:	**RR-EVE-23B292-2A**
Test procedure. .....:	FCC IC Certification
Diffusion.....:	Mr PETIT
Applicant's name. .....:	ENLESS WIRELESS
Date of issue.....:	July 5, 2024
Total number of pages.....:	50
Revision.....:	0
Compiled by.....:	Morgan PATEY
Approved by (+ signature). .....:	Olivier HEYER (Deputy Laboratory Manager)

Duplication of this test report is only permitted for an integral photographic facsimile. It includes the number of pages referenced here above. This document is the result of testing a specimen or a sample of the product submitted. It does not imply an assessment of the conformity of the whole manufactured products of the tested sample.

REPORT INDEX:

1. GENERAL INFORMATIONS 3
2. REFERENCE DOCUMENT(S) 4
3. EQUIPMENT TECHNICAL DESCRIPTION 5
3.1. TEST CONDITIONS 5
3.2. E.U.T. MARKING PLATE 5
3.3. E.U.T. GENERAL VIEW 6
3.4. E.U.T. FRONT VIEW 6
3.5. E.U.T. BACK VIEW 7
3.6. E.U.T. INTERNAL VIEW & ELECTRONIC BOARD 7
3.7. E.U.T. MECHANICAL AND ELECTRICAL DESIGN 8
3.8. E.U.T. INPUT/OUTPUT PORTS 8
3.9. EUT RADIO SPECIFICATIONS 9
4. RESULT SUMMARY 10
5. MEASUREMENT UNCERTAINTY 12
6. TEST CONDITIONS AND RESULTS 13
6.1. RADIATED EMISSION LIMITS 13
6.2. 6DB BANDWIDTH 27
6.3. EQUIVALENT ISOTROPIC RADIATED POWER 32
6.4. BAND-EDGE COMPLIANCE 37
6.5. POWER SPECTRAL DENSITY 40
6.6. MEASUREMENT OF FREQUENCY STABILITY 44
6.7. OCCUPIED BANDWIDTH 47

REVISION HISTORY:

Revision	Date	Modified pages	Modifications
0	July 5, 2024	/	Creation

1. GENERAL INFORMATIONS

This document submits the results of Radio tests performed on the equipment **LoRa temperature & humidity wireless transmitter 600121402 / TX T&H AMB 600-121** (denominated hereafter E.U.T.: equipment under test) according to document(s) listed in §2 of this test report.

TESTING PROCEDURE AND TESTING LOCATION:

Testing Location ..... :	EMITECH MONTPELLIER laboratory
Address. ..... :	145 rue de Massacan 34740 VENDARGUES FRANCE
Test procedure. ..... :	FCC IC Certification
Tested by ..... :	Morgan PATEY
Test supervisor ..... :	None
Date of receipt of test item ..... :	N/A
Date (s) of performance of tests ..... :	From January the 5th to the 10th of 2024

APPLICANT'S GENERAL INFORMATIONS:

Company name ..... :	ENLESS WIRELESS
Company address. ..... :	45 TER AVENUE DE VERDUN 33520 BRUGES FRANCE
Person(s) present during the tests. ..... :	No representative for company attended the tests.
Responsible. ..... :	Mr PETIT

GENERAL REMARKS:

The information in italics is declared by the manufacturer and is under his responsibility
The test results presented in this report relate only to the object tested.
The results contained in this report reflect the results for this particular model and serial number. It is the responsibility of the manufacturer to ensure that all production models meet the intent of the requirements detailed within this report.

"(see Enclosure #)" refers to additional information appended to the report.
"(see appended table)" refers to a table appended to the report.
Throughout this report the decimal separator is point.

POSSIBLE TEST CASE VERDICTS:

Test case does not apply to the test object.:	N/A
Test case not performed..... :	N/P
Test object does meet the requirement..... :	P (Pass)
Test object does not meet the requirement. ..... :	F (Fail)

DEFINITIONS AND ABBREVIATIONS:

E.U.T.	Equipment Under Test	AE	Ancillary Equipment	Pk	Peak detector
RBW	Resolution BandWidth	VBW	Video BandWidth	QP	Quasi-peak detector
FSOATS	Free Space Open Area Test Site	FAR	Full Anechoic Room	Av	Average detector
VP	Vertical Polarization	HP	Horizontal Polarization	RMS	Root Mean Square
RF	Radio Frequency	N.T.R	Nothing To Report	N/C	Not Communicated
SAC	Semi Anechoic Chamber				

2. REFERENCE DOCUMENT(S)

NORMATIVE REFERENCES:
The following referenced documents are necessary for the application of the present test report. **FCC 47 CFR Part 15: October 2023** Code of federal regulations – Title 47 telecommunication - Part 15 - Radio frequency devices **FCC 47 CFR Part 15.247** Operation within the bands 902-928 MHz, 2400-2483.5 MHz, and 5725-5850 MHz. **RSS-247_Issue 3: August 2023** Digital Transmission Systems (DTSs), Frequency Hopping Systems (FHSs) and Licence Exempt Local Area Network (LE-LAN) Devices **RSS-Gen Issue 5: April 2018 / AMD1: 2019 / AMD2: 2021** General Requirements for Compliance of Radio Apparatus **ANSI C 63.10: 2013** American National Standard of Procedures for Compliance Testing of Unlicensed Wireless Devices Although the product standard uses obsolete technical standards, the latest versions of standards achievable by the laboratory will be used for testing.
INFORMATIVE REFERENCES:
The following referenced documents are not necessary for the application of the present test report but they assist the user with regard to a particular subject area.

3. EQUIPMENT TECHNICAL DESCRIPTION

3.1. Test Conditions

Test item description. ..... :	LoRa temperature & humidity wireless transmitter
Model/Type reference..... :	600121402 / TX T&H AMB 600-121
Trade Mark. ..... :	ENLESS WIRELESS
Serial number (S/N)..... :	Not communicated
Part number (P/N). ..... :	Not communicated
Software version..... :	*Not communicated*
Firmware version..... :	*Not communicated*
Type of sample..... :	Standard equipment
Function(s)..... :	Not communicated
Manufacturer name. ..... :	ENLESS WIRELESS
Address. ..... :	45 TER AVENUE DE VERDUN 33520 BRUGES FRANCE

General product information:

N/A

3.2. E.U.T. Marking plate

3.3. E.U.T. General view

3.4. E.U.T. Front view

3.5. E.U.T. Back view

3.6. E.U.T. Internal view & Electronic board



3.7. E.U.T. Mechanical and Electrical Design

Power supply. ..... : *3.6 VDC*
Power supply range. ..... : *3.6 Vdc to 3.8 Vdc*
Power type. ..... : *Battery powered*
Power (W). ..... : *Not communicated*
Nominal current (A). ..... : *Not communicated*
Dimensions (L x W x H) (m). ..... : *0.100 x 0.080 x 0.035*
Weight (kg). ..... : *0.130*
Temperature range (°C). ..... : *-25 to +55*
Ground bounding strap. ..... : *No*

Comments:

N/A

.

3.8. E.U.T. Input/Output ports

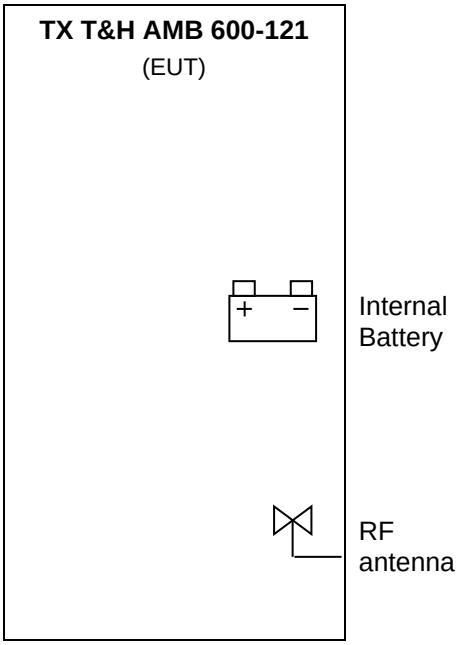

PORT	NAME	TYPE	LENGTH	CABLE TYPE	COMMENTS
0	Main frame	N/E	N/A	Plastic	N/A
1	Internal Battery	DC	N/A	N/A	3.6 Vdc
2	RF antenna	RF	N/A	N/A	915 MHz

AC/DC ..... : AC/DC Converter port
AC ..... : Alternative current port
DC ..... : Direct current port
I/O ..... : Input or Output port
TP ..... : Telecommunication port
RF ..... : Radio frequency port
N/E ..... : Non Electrical port

3.9. EUT Radio Specifications

a) GENERAL INFORMATIONS	
According to manufacturer's declarations :	
EUT type..... :	*Transceiver*
Technology ..... :	*LoRa*
Environmental profile..... :	*Data transmissions*
Temperature range..... :	*-25°C to +55°C*
Antenna type ..... :	*Internal*
Antenna Gain..... :	*Not communicated*
Comments:	
N/A	

b) TRANSMITTER PARAMETERS (TX)	
Frequency bands..... :	*902 MHz to 928 MHz*
RF Power..... :	*25 mw*
Number of channels / Separation..... :	8 for DSSS/1.6MHz 64 for FHSS/200kHz (Refer to test report RR-EVE-23B292-1A)
Modulation type ..... :	*LoRa*
Tested frequency..... :	*903.0 MHz (Low channel)* *907.8 MHz (Mid channel)* *914.2 MHz (High channel)*

c) RECEIVER PARAMETERS (RX)	
Frequency bands..... :	*902 MHz to 928 MHz*
Bandwidth..... :	*Not communicated*

4. RESULT SUMMARY

TEST DESIGNATION	SEVERITY	VERDICT	COMMENTS
GENERAL			
Labeling requirements		N/P	15.19 / See certification documents
Information to user		N/P	15.21 / See certification documents
Home-built devices		N/A	15.23
Kits		N/A	15.25
Special Accessories		N/P	15.27 / See certification documents
Inspection by the Commission		N/A	15.29
Measurement standards		PASS	15.31
Test procedure for CPU boards and computer power supplies		N/A	15.32
Frequency range of radiated measurements		PASS	15.33
Measurement detector functions and bandwidths		PASS	15.35
Transition provisions for compliance with the rules		N/P	15.37 / See certification documents
UNINTENTIONAL RADIATORS			
Equipment authorization			
- Verification		N/A	15.101
- Declaration of Conformity		N/A	
CPU boards and power supplies used in personal computers		N/A	
Exempted device		N/A	15.102
Information to the user		N/P	15.103
Conducted limits		N/A	15.105 / See certification documents
Radiated emission limits	Class B	PASS	15.107 / Battery powered equipment
Antenna power conduction limits for receivers		N/A	15.109
Power line carrier systems		N/A	15.111
TV interface devices, including cable system terminal devices		N/A	15.113
TV broadcast receivers		N/A	15.115
Cable ready consumer electronics equipment		N/A	15.117
Program blocking technology requirements for TV receivers		N/A	15.118
Scanning receivers and frequency converters used with scanning receivers		N/A	15.120
Labeling of digital cable ready products		N/A	15.121
INTENTIONAL RADIATORS			

TEST DESIGNATION	SEVERITY	VERDICT	COMMENTS
Equipment authorization requirement		**PASS**	**15.201 / Transmitter part is subject to Certification procedure**
Certified operating frequency range		**N/A**	**15.202**
Antenna requirement		**PASS**	**15.203 / Dedicated integral antenna**
External radio frequency power amplifiers and antenna modifications		**N/A**	**15.204**
Restricted bands of operation		**PASS**	**15.205**
Conducted limits		**N/A**	**15.207 / Battery powered equipment**
Radiated emission limits; general requirements	**Class B**	**PASS**	**15.209**
Tunnel radio systems		**N/A**	**15.211**
Modular transmitters		**N/A**	**15.212**
Cable locating equipment		**N/A**	**15.213**
Cordless telephones		**N/A**	**15.214**
Additional provisions to the general radiated emission limits		**PASS**	**15.215**
Operation within the band 902-928MHz, 2400-2483.5MHz and 5725-5850MHz			**15.247**
- **Frequency hopping and digitally modulated**		-	**a)**
- Frequency hopping system		**N/A**	**a) (1) Refer to test report RR-EVE-23B292-1A**
- Digital modulation system		**PASS**	**a) (2)**
- **Maximum peak conducted output power**		**-**	**b)**
- For hopping system in the 2400-2483.5 MHz and 5725-5850 MHz bands		**N/A**	**b) (1)**
- For hopping system in the 902-928MHz band		**N/A**	**b) (2) Refer to test report RR-EVE-23B292-1A**
- For system using digital modulation in the 902-928 MHz, 2400-2483.5 MHz and 5725-5850 MHz bands		**PASS**	**b) (3)**
- **Operation with directional antenna gains > 6 dBi**		**N/A**	**c)**
- **Out-of-band emissions**		**PASS**	**d)**
- **Power spectral density conducted**		**PASS**	**e)**
- **Hybrid system**		**N/A**	**f)**
- **Frequency hopping additional requirements**		**N/A**	**g)**
- **Frequency hopping intelligence**		**N/A**	**h)**
- **RF exposure compliance**		**PASS**	**i)**

Sample subject to the test complies with the requirements of the reference document(s) listed in §2 of this test report and, where applicable, with deviation(s) specified in this document.

To declare, or not, the compliance with the specifications, it was not explicitly taken account of uncertainty associated with the results.

Opinion(s) and interpretation(s): N/A

5. MEASUREMENT UNCERTAINTY

PARAMETER	MAXIMAL EMITECH UNCERTAINTY	MINIMAL STANDARD UNCERTAINTY
Radio frequency	± 1 x 10^{-7}	±1 x 10^{-7}
RF power, conducted		
RF power	± 0.8dB	± 1 dB
Power spectral density	± 2.3dB	± 3 dB
Occuped bandwidth		
RF power	± 3.8 %	± 5 %
Conducted emission (spurious)		
f ≤ 1 GHz	± 0.8 dB	± 3 dB
1 GHz - 12.75 GHz	± 1.6 dB	
Radiated emission (ERP / EIRP)		
f ≤ 62.5 MHz	± 5.7 dB	± 6 dB
62.5 MHz - 1 GHz	± 5.8 dB	± 6 dB
1 GHz - 18 GHz	± 5.6 dB	± 6 dB
18 GHz – 40 GHz	± 5.6 dB	± 6 dB
Radiated emission (magnetic field)		
9kHz – 30MHz	± 3.4 dB	± 6 dB
Supply voltages	± 3 %	± 3 %
Temperature	± 1 °C	± 1°C
Humidity	± 5 %	± 5 %
Time / Duty cycle	± 4.4 %	± 5 %
Conducted emission (FCC)		
(Artificial Mains Network) 150kHz – 30MHz	± 3.4 dB	± 3.4 dB
Radiated emission (electric field for FCC standard)		
9kHz – 30MHz	± 2.7 dB	/
30MHz – 1GHz	± 5.0 dB	/
1GHz – 18GHz	± 5.3 dB	/
18GHz – 40GHz	± 6.1 dB	/
40GHz – 140GHz	± 5.7 dB	/

For the calculation of expanded uncertainty, the confidence interval is 95 % (k=2).

6. TEST CONDITIONS AND RESULTS

6.1. Radiated emission limits

Reference standard:	FCC 47 CFR Part 15.247; 15.209; 15.205 RSS-247; RSS-Gen
Test method:	ANSI C63.10: 2013
Test description: : For f <30MHz, EUT is set on an insulating support at 80cmcm above the ground reference plane. Preliminary (peak) measurements were performed at an antenna to EUT separation distance of 3-meter in a semi-anechoic chamber. The EUT was rotated 360°in order to maximize radiated levels. Test antenna was oriented in 3 axes (0°, 45° and 90°). Final measurements (quasi-peak) were then performed in a 10-meter Open Area Test Site that complies to CISPR 16 in the same measurement conditions. For f > 30MHz, EUT is set on an insulating support at 80cm above the ground reference plane (150cm for f >1GHz). Preliminary (peak) measurements were performed at an antenna to EUT separation distance of 3-meter. The EUT was rotated 360° about its azimuth with the receive antenna located at various heights in horizontal and vertical polarities. Final measurements (quasi-peak or average) were then performed in a semi-anechoic chamber or Open Area Test Site that complies to CISPR 16. The EUT was rotated 360° about its azimuth and adjusting the receive antenna height from 1 to 4 m. All frequencies were investigated, where applicable. For portable equipements a research of maximum level is done on the 3 axes. Only the highest levels are recorded.	

TESTED CONFIGURATION	PARAMETER	SEVERITY	RESULT TAB.	VERDICT
Radiated measurement / 9 kHz to 30 MHz / 0°	9kHz-30MHz	15.209	EMI4988	**PASS**
Radiated measurement / 9 kHz to 30 MHz / 45°	9kHz-30MHz	15.209	EMI4989	**PASS**
Radiated measurement / 9 kHz to 30 MHz / 90°	9kHz-30MHz	15.209	EMI4990	**PASS**
Radiated measurement / 30 MHz to 1 GHz / All channels	30MHz-1GHz	15.209	EMI4857	**PASS**
Radiated measurement / 1 GHz to 12.75 GHz / Low channel	1GHz-12.75GHz	15.209	EMI4869	**PASS**
Radiated measurement / 1 GHz to 12.75 GHz / Mid channel	1GHz-12.75GHz	15.209	EMI4870	**PASS**
Radiated measurement / 1 GHz to 12.75 GHz / High channel	1GHz-12.75GHz	15.209	EMI4871	**PASS**

LABORATORY PARAMETERS:	REQUIRED PRIOR TO THE TEST	DURING THE TEST
Ambient Temperature	15 to 35 °C	*See Graph(s)*
Relative Humidity	20 to 75 %	*See Graph(s)*
Atmospheric pressure	N/A	*See Graph(s)*
Test method deviation: N/A		
Supplementary information: From 9 kHz to 30MHz: limit indicated on the curves is calculated with 40 dB/decade extrapolation factor and 51.5 dB conversion factor. From 30MHz to 1GHz Quasi peak limit provided is the limit given in §15.209. Above 1GHz average limit in restricted bands §15.205 is 54dBµV/m. Otherwise, the limit is 20dB under carrier emission level at 3m without averaging.		

TEST EQUIPMENT USED					
CATEGORY	BRAND	TYPE	IDENTIFIER	CAL. DATE	CAL. DUE
Antenna	Rohde & Schwarz	HFH2-Z2	5825	16/08/2022	16/10/2024
Antenna	ETS lindgren	3142E	14523	27/01/2022	27/03/2025
Antenna	AARONIA	Powerlog 70180	15306	04/01/2023	04/03/2026
Cable	/	N-1m	3625	02/05/2023	02/07/2025
Cable	Techniwave	N-3.5m	18353	17/08/2023	17/10/2025
Cable	Techniwave	N-4m	18355	17/08/2023	17/10/2025
Cable	Techniwave	N-1.5m	18341	17/08/2023	17/10/2025
Cable	Techniwave	N-1.5m	18342	25/01/2022	25/03/2024
Cable	SUCOFLEX	N-3m	14378	17/08/2023	17/10/2025
Cable	SUCOFLEX	N-6,5m	14380	17/08/2023	17/10/2025
Cable	Techniwave	N-8m	18349	17/08/2023	17/10/2025
Filter	Micro-Tronics	HPM18865	12843	24/08/2021	24/10/2024
Preamplifier	IMPULSE	CA118-546ACN	9169	15/06/2023	15/08/2024
Receiver	Rohde & Schwarz	ESW26	17791	08/02/2023	08/04/2024
Receiver	Rohde & Schwarz	FSW43	14830	10/08/2022	10/10/2024
Shielded enclosure	COMTEST	FAR-3m	18014	17/08/2021	17/10/2024
Shielded enclosure	COMTEST	SAC 3m	14494	08/08/2023	08/10/2026
Software	Nexio	BAT EMC	0000		
Thermohygrometer	Testo	608-H2	12269	07/06/2022	07/08/2024
Thermohygrometer	Bioblock Scientific	Météostar	0963	25/09/2023	25/11/2025

BAT-EMC software version: V3.18.0.26 Blank cells = Permanent validity

TEST SETUP PHOTO(S) - EUT POSITION

TEST SETUP PHOTO(S) - 30 MHZ TO 1 GHZ

TEST SETUP PHOTO(S) - 1 GHZ TO 12.75 GHZ


RADIATED EMISSION LIMITS – TABULATED RESULTS							
RADIATED MEASUREMENT / 9 KHZ TO 30 MHZ / 0°						EMI4988	
FREQUENCY (MHZ)	PEAK LEVEL (dBµA/m)	AVERAGE LEVEL (dBµA/m)	AVERAGE LIMIT (dBµA/m)	AVERAGE MARGIN (dB)	QPEAK LEVEL (dBµA/m)	QPEAK LIMIT (dBµA/m)	QPEAK MARGIN (dB)
N/A	N/A	N/A	N/A	N/A	N/P	N/A	N/A
COMMENT:	No spurious emissions were detected.						

RADIATED EMISSION LIMITS – TABULATED RESULTS							
RADIATED MEASUREMENT / 9 KHZ TO 30 MHZ / 45°						EMI4989	
FREQUENCY (MHZ)	PEAK LEVEL (dBµA/m)	AVERAGE LEVEL (dBµA/m)	AVERAGE LIMIT (dBµA/m)	AVERAGE MARGIN (dB)	QPEAK LEVEL (dBµA/m)	QPEAK LIMIT (dBµA/m)	QPEAK MARGIN (dB)
N/A	N/A	N/A	N/A	N/A	N/P	N/A	N/A
COMMENT:	No spurious emissions were detected.						

RADIATED EMISSION LIMITS – TABULATED RESULTS							
RADIATED MEASUREMENT / 9 KHZ TO 30 MHZ / 90°						EMI4990	
FREQUENCY (MHZ)	PEAK LEVEL (dBµA/m)	AVERAGE LEVEL (dBµA/m)	AVERAGE LIMIT (dBµA/m)	AVERAGE MARGIN (dB)	QPEAK LEVEL (dBµA/m)	QPEAK LIMIT (dBµA/m)	QPEAK MARGIN (dB)
N/A	N/A	N/A	N/A	N/A	N/P	N/A	N/A
COMMENT:	No spurious emissions were detected.						

RADIATED EMISSION LIMITS – TABULATED RESULTS					
RADIATED MEASUREMENT / 30 MHZ TO 1 GHZ / ALL CHANNELS					EMI4857
FREQUENCY (MHZ)	POLARIZATION	PEAK LEVEL (dBµV/m)	QPEAK LEVEL (dBµV/m)	QPEAK LIMIT (dBµV/m)	MARGIN (dB)
657.42	Vertical	31.63	N/P	46	-14.37
796.29	Vertical	38.81	N/P	46	-7.19
805.73	Vertical	39.98	N/P	46	-6.02
823.26	Vertical	36.82	N/P	46	-9.18
833.12	Vertical	34.81	N/P	46	-11.19
871.15	Vertical	34.44	N/P	46	-11.56
936.85	Vertical	36.00	N/P	46	-10.00
946.16	Vertical	36.08	N/P	46	-9.92
544.02	Horizontal	31.16	N/P	46	-14.84
794.91	Horizontal	46.66	40.25	46	-5.75
802.95	Horizontal	50.92	45.24	46	-0.76
807.35	Horizontal	50.95	45.80	46	-0.20
815.40	Horizontal	46.25	42.16	46	-3.84
875.90	Horizontal	37.67	N/P	46	-8.33
882.08	Horizontal	37.79	N/P	46	-8.21
934.85	Horizontal	37.67	N/P	46	-8.33
946.42	Horizontal	37.61	N/P	46	-8.39
COMMENT:	When margin between peak measurements and Qpeak limit(s) is > 6dB, no Qpeak measurements were performed.				

RADIATED EMISSION LIMITS – TABULATED RESULTS							
RADIATED MEASUREMENT / 1 GHZ TO 12.75 GHZ / LOW CHANNEL						EMI4869	
FREQUENCY (MHZ)	POLARIZATION	PEAK LEVEL (dBµV/m)	PEAK LIMIT (dBµV/m)	PEAK MARGIN (dB)	AVERAGE LEVEL (dBµV/m)	AVERAGE LIMIT (dBµV/m)	AVERAGE MARGIN (dB)
1002.35	Vertical	47.91	74	-26.08	N/P	54	-6.08
1806.08	Vertical	52.12	88*	-35.88	N/A	N/A	N/A
5418.14	Vertical	44.82	74	-29.18	N/P	54	-9.18
9030.61	Vertical	52.59	74	-21.41	44.55	54	-1.41
1010.18	Horizontal	52.71	74	-21.29	43.20	54	-10.80
1805.69	Horizontal	49.78	88*	-38.22	N/A	N/A	N/A
5418.15	Horizontal	46.08	74	-27.92	N/P	54	-7.92
8811.66	Horizontal	48.75	88*	-39.25	N/A	N/A	N/A
9030.22	Horizontal	52.17	74	-21.83	42.81	54	-11.19
COMMENT:	When margin between peak measurements and average limit is > 6dB, no average measurements were performed. * According to the paragraph (d) §15.247, outside restricted bands the limit is 20 dBc under carrier emission level at 3m without averaging: In this case 108 dBµV/m – 20 dB = 88 dBµV/m						

RADIATED EMISSION LIMITS – TABULATED RESULTS							
RADIATED MEASUREMENT / 1 GHZ TO 12.75 GHZ / MID CHANNEL						EMI4870	
FREQUENCY (MHZ)	POLARIZATION	PEAK LEVEL (dBµV/m)	PEAK LIMIT (dBµV/m)	PEAK MARGIN (dB)	AVERAGE LEVEL (dBµV/m)	AVERAGE LIMIT (dBµV/m)	AVERAGE MARGIN (dB)
1011.36	Vertical	47.94	74	-26.06	N/P	54	-6.06
1815.48	Vertical	52.06	88*	-35.94	N/P	N/A	N/A
5446.74	Vertical	46.35	74	-47.65	N/P	54	-7.65
6933.16	Vertical	46.45	88*	-41.55	N/A	N/A	N/A
9080.35	Vertical	53.59	74	-20.41	44.14	54	-9.86
1012.93	Horizontal	52.57	74	-21.43	42.17	54	-11.83
1815.48	Horizontal	49.38	88*	-38.62	N/A	N/A	N/A
5445.95	Horizontal	45.93	74	-28.07	N/P	54	-8.07
9076.44	Horizontal	51.24	74	-22.76	42.29	54	-11.71
COMMENT:	When margin between peak measurements and average limit is > 6dB, no average measurements were performed. * According to the paragraph (d) §15.247, outside restricted bands the limit is 20 dBc under carrier emission level at 3m without averaging: In this case 108 dBµV/m – 20 dB = 88 dBµV/m						

RADIATED EMISSION LIMITS – TABULATED RESULTS							
RADIATED MEASUREMENT / 1 GHZ TO 12.75 GHZ / HIGH CHANNEL						EMI4871	
FREQUENCY (MHz)	POLARIZATION	PEAK LEVEL (dBµV/m)	PEAK LIMIT (dBµV/m)	PEAK MARGIN (dB)	AVERAGE LEVEL (dBµV/m)	AVERAGE LIMIT (dBµV/m)	AVERAGE MARGIN (dB)
1021.15	Vertical	46.10	74	-27.89	N/P	54	-7.89
1828.40	Vertical	52.19	88*	-35.81	N/A	N/A	N/A
5486.29	Vertical	46.66	88*	-41.34	N/A	N/A	N/A
8229.62	Vertical	47.97	74	-26.03	N/P	54	-6.03
9141.45	Vertical	50.23	74	-23.77	41.89	54	-12.11
1023.50	Horizontal	55.51	74	-18.49	42.64	54	-11.36
1827.62	Horizontal	48.91	88*	-39.09	N/A	N/A	N/A
5484.34	Horizontal	45.96	88*	-42.04	N/A	N/A	N/A
9139.50	Horizontal	48.75	74	-25.25	N/P	54	-5.25
COMMENT:	When margin between peak measurements and average limit is > 6dB, no average measurements were performed. * According to the paragraph (d) §15.247, outside restricted bands the limit is 20 dBc under carrier emission level at 3m without averaging: In this case 108 dBµV/m – 20 dB = 88 dBµV/m						

RADIATED EMISSION LIMITS - GRAPH			
RADIATED MEASUREMENT / 9 KHZ TO 30 MHZ / 0°		EMI4988	
EUT mode:	Tx mode	**T (°C):**	20.2
Test Date:	10/01/2024	**H (%):**	32.1
Test Operator:	MPA	**P (hPa):**	1020

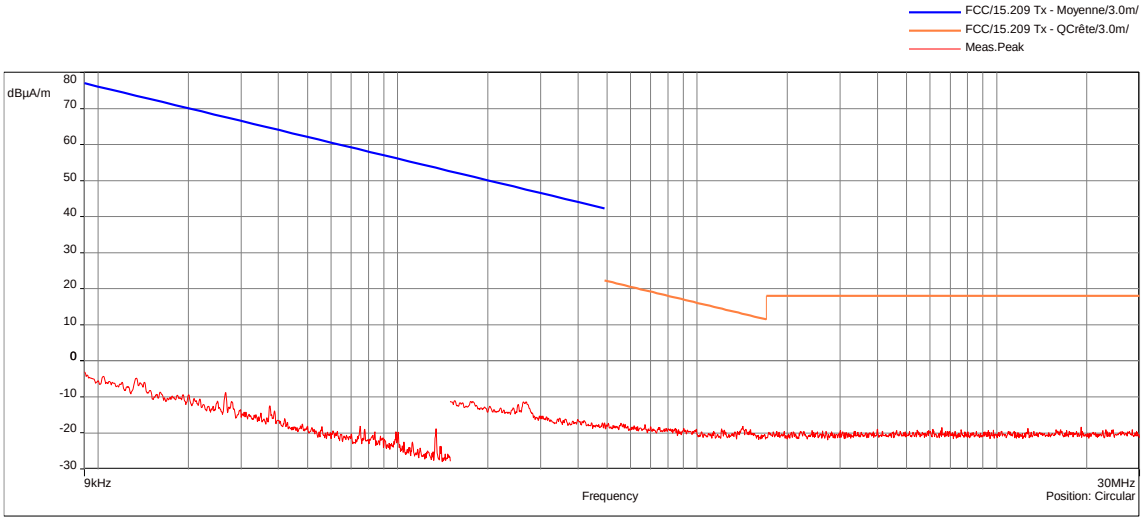

POSITION	FREQUENCIES	RBW	VBW	DETECTOR
Circular	9kHz-150kHz	300Hz	1kHz	Peak
Circular	150kHz-1MHz	10kHz	30kHz	Peak
Circular	1MHz-30MHz	10kHz	30kHz	Peak
Configuration:	N/A			
Comments:	Limit indicated on these plots are calculated with 40 dB/decade extrapolation factor and 51.5dB conversion factor. No spurious emissions were detected.			

EUT modification(s): N/A

RADIATED EMISSION LIMITS - GRAPH			
RADIATED MEASUREMENT / 9 KHZ TO 30 MHZ / 45°		EMI4989	
EUT mode:	Tx mode	**T (°C):**	20.2
Test Date:	10/01/2024	**H (%):**	32.1
Test Operator:	MPA	**P (hPa):**	1020

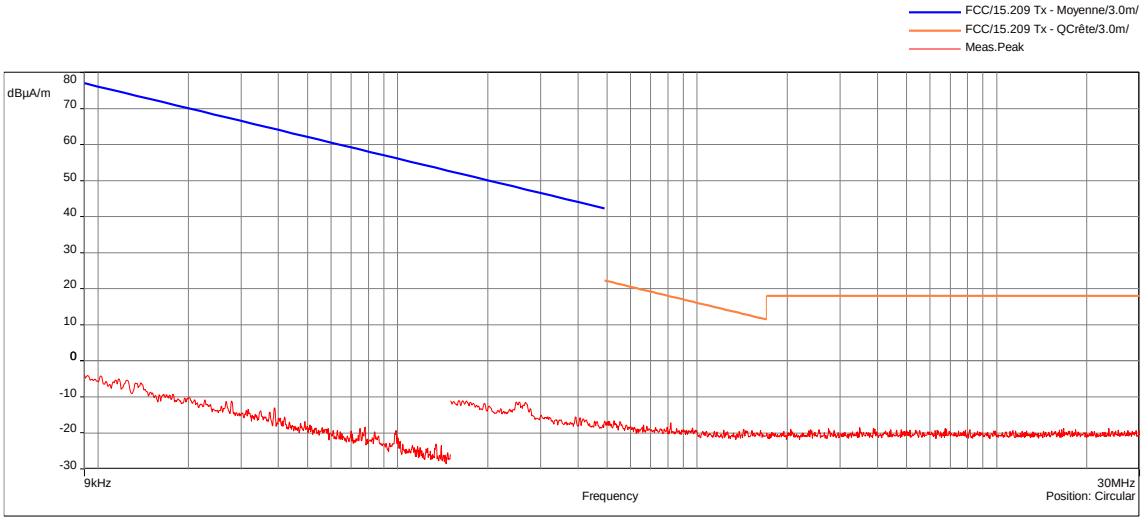

POSITION	FREQUENCIES	RBW	VBW	DETECTOR
Circular	9kHz-150kHz	300Hz	1kHz	Peak
Circular	150kHz-1MHz	10kHz	30kHz	Peak
Circular	1MHz-30MHz	10kHz	30kHz	Peak

Configuration:	N/A
Comments:	Limit indicated on these plots are calculated with 40 dB/decade extrapolation factor and 51.5dB conversion factor. No spurious emissions were detected.

EUT modification(s): N/A

RADIATED EMISSION LIMITS - GRAPH			
RADIATED MEASUREMENT / 9 KHZ TO 30 MHZ / 90°		EMI4990	
EUT mode:	Tx mode	**T (°C):**	20.2
Test Date:	10/01/2024	**H (%):**	32.1
Test Operator:	MPA	**P (hPa):**	1020

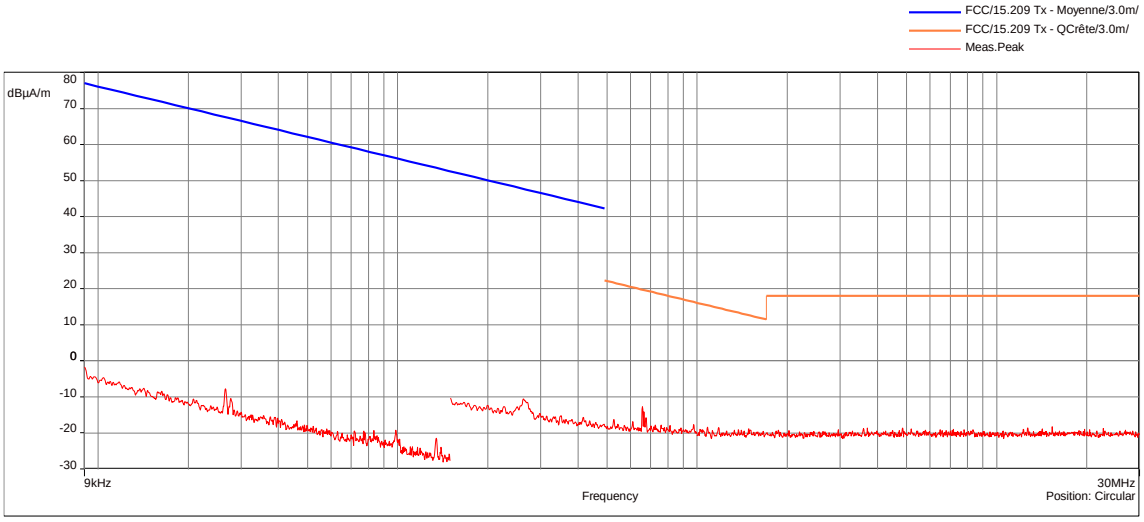

POSITION	FREQUENCIES	RBW	VBW	DETECTOR
Circular	9kHz-150kHz	300Hz	1kHz	Peak
Circular	150kHz-1MHz	10kHz	30kHz	Peak
Circular	1MHz-30MHz	10kHz	30kHz	Peak

Configuration:	N/A
Comments:	Limit indicated on these plots are calculated with 40 dB/decade extrapolation factor and 51.5dB conversion factor. No spurious emissions were detected.

EUT modification(s): N/A

RADIATED EMISSION LIMITS - GRAPH			
RADIATED MEASUREMENT / 30 MHZ TO 1 GHZ / ALL CHANNELS		EMI4857	
EUT mode:	Tx mode	**T (°C):**	20.7
Test Date:	05/01/2024	**H (%):**	43.5
Test Operator:	MPA	**P (hPa):**	1004

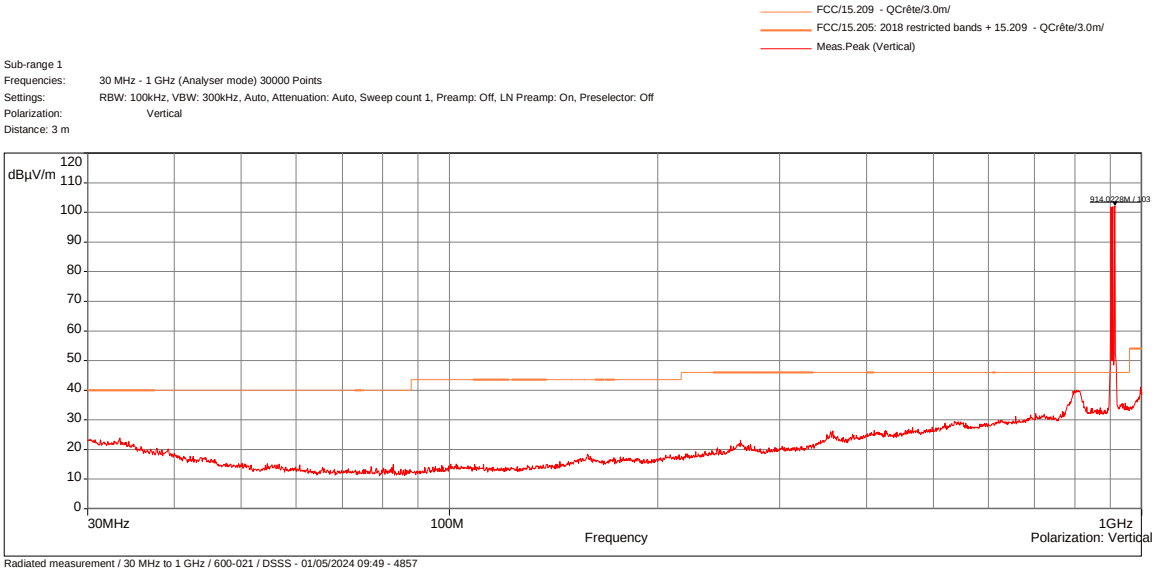

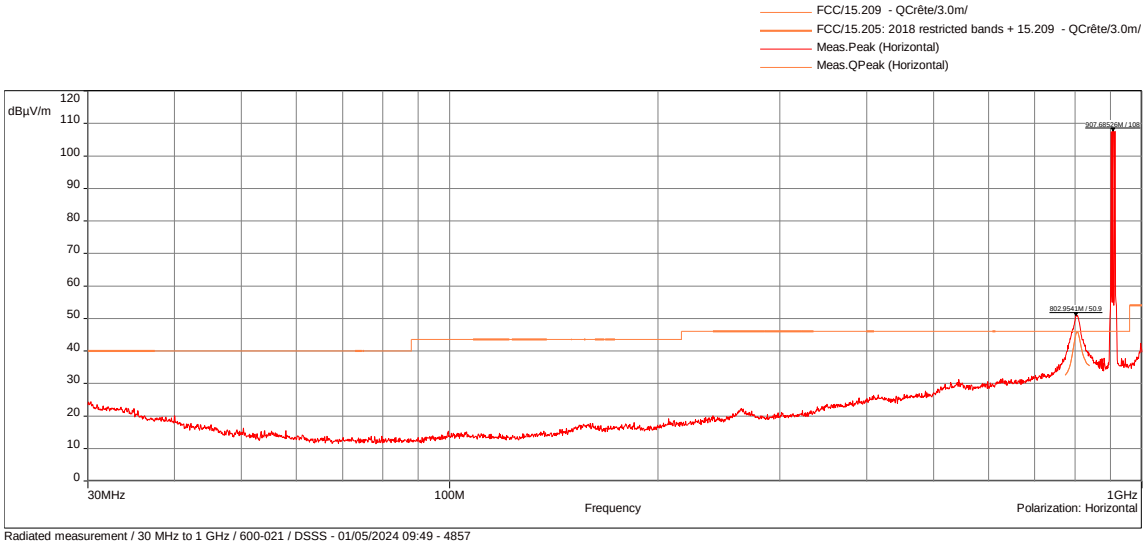

POSITION	FREQUENCIES	RBW	VBW	DETECTOR
Vertical	30MHz-1GHz	100kHz	300kHz	Peak
Horizontal	30MHz-1GHz	100kHz	300kHz	Peak
Horizontal	775MHz-840MHz	120kHz	360kHz	QPeak
Configuration:	N/A			
Comments:	Frequencies from 903MHz to 914.2MHz are the main carrier frequencies of the EUT's radio signals.			

EUT modification(s): N/A

RADIATED EMISSION LIMITS - GRAPH			
RADIATED MEASUREMENT / 1 GHZ TO 12.75 GHZ / LOW CHANNEL		EMI4869	
EUT mode:	Tx mode	**T (°C):**	20.3
Test Date:	08/01/2024	**H (%):**	33.0
Test Operator:	MPA	**P (hPa):**	1014

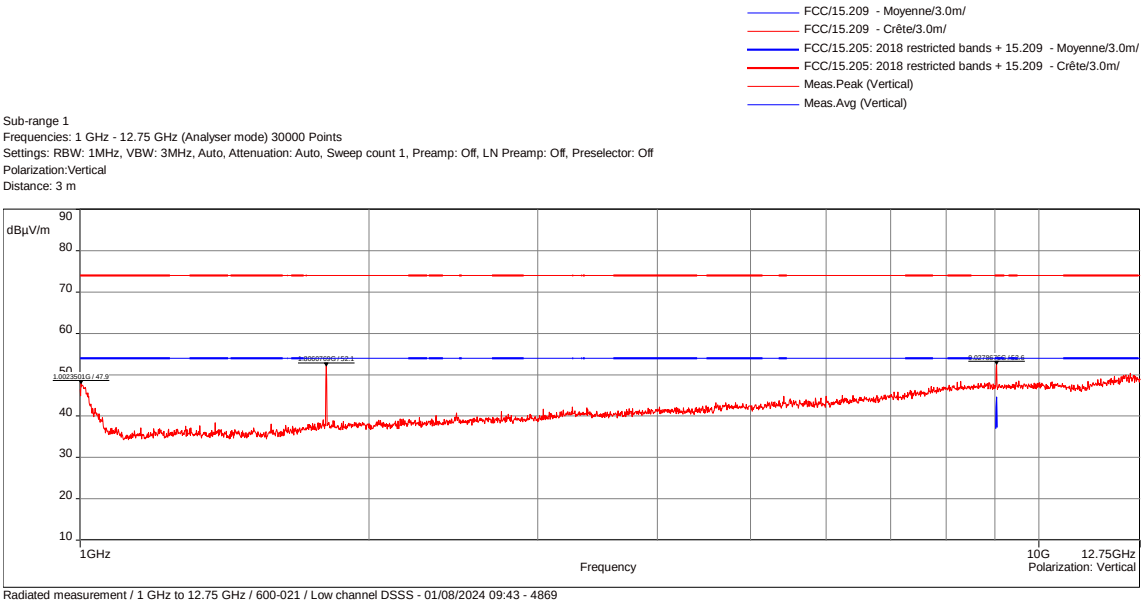

Radiated measurement / 1 GHz to 12.75 GHz / 600-021 / Low channel DSSS - 01/08/2024 09:43 - 4869

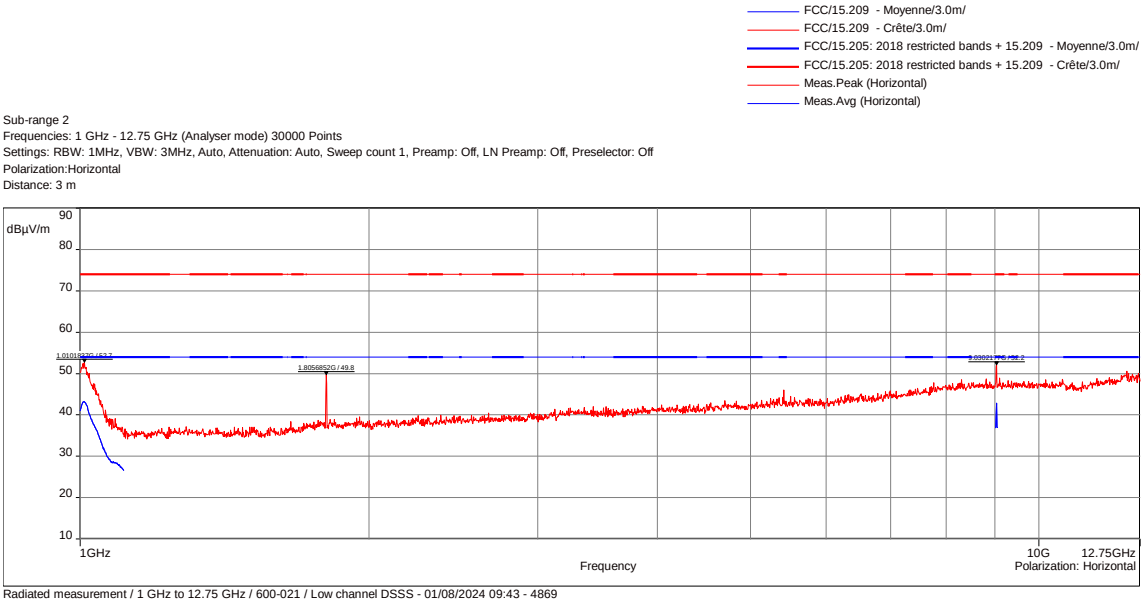

Radiated measurement / 1 GHz to 12.75 GHz / 600-021 / Low channel DSSS - 01/08/2024 09:43 - 4869

POSITION	FREQUENCIES	RBW	VBW	DETECTOR
Vertical	1GHz-12.75GHz	1MHz	3MHz	Peak / Average
Horizontal	1GHz-12.75GHz	1MHz	3MHz	Peak / Average
Configuration:	N/A			
Comments:	N/A			
EUT modification(s): N/A				

RADIATED EMISSION LIMITS - GRAPH			
RADIATED MEASUREMENT / 1 GHZ TO 12.75 GHZ / MID CHANNEL		EMI4870	
EUT mode:	Tx mode	**T (°C):**	20.3
Test Date:	08/01/2024	**H (%):**	33.0
Test Operator:	MPA	**P (hPa):**	1014

FCC/15.209 - Moyenne/3.0m/
FCC/15.209 - Crête/3.0m/
FCC/15.205: 2018 restricted bands + 15.209 - Moyenne/3.0m/
FCC/15.205: 2018 restricted bands + 15.209 - Crête/3.0m/
Meas.Peak (Vertical)
Meas.Avg (Vertical)

Sub-range 1
Frequencies: 1 GHz - 12.75 GHz (Analyser mode) 30000 Points
Settings: RBW: 1MHz, VBW: 3MHz, Auto, Attenuation: Auto, Sweep count 1, Preamp: Off, LN Preamp: Off, Preselector: Off
Polarization:Vertical
Distance: 3 m

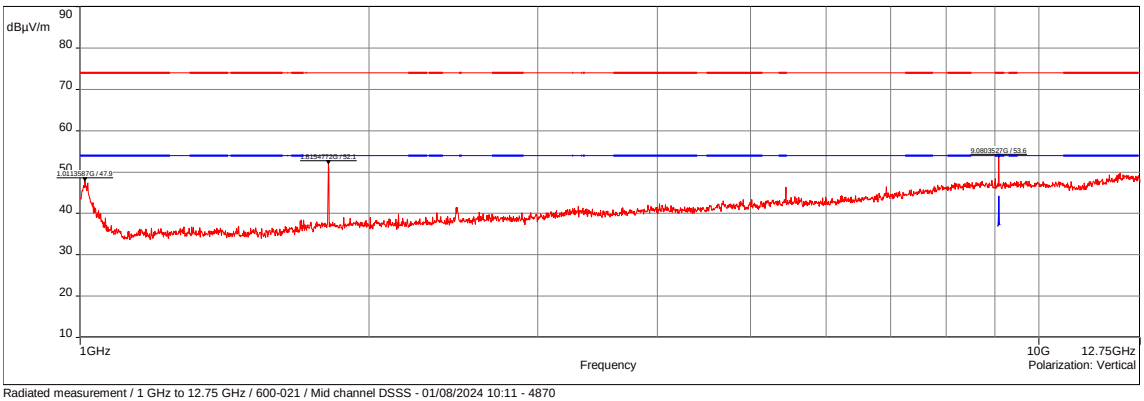

Radiated measurement / 1 GHz to 12.75 GHz / 600-021 / Mid channel DSSS - 01/08/2024 10:11 - 4870

FCC/15.209 - Moyenne/3.0m/
FCC/15.209 - Crête/3.0m/
FCC/15.205: 2018 restricted bands + 15.209 - Moyenne/3.0m/
FCC/15.205: 2018 restricted bands + 15.209 - Crête/3.0m/
Meas.Peak (Horizontal)
Meas.Avg (Horizontal)

Sub-range 2
Frequencies: 1 GHz - 12.75 GHz (Analyser mode) 30000 Points
Settings: RBW: 1MHz, VBW: 3MHz, Auto, Attenuation: Auto, Sweep count 1, Preamp: Off, LN Preamp: Off, Preselector: Off
Polarization:Horizontal
Distance: 3 m

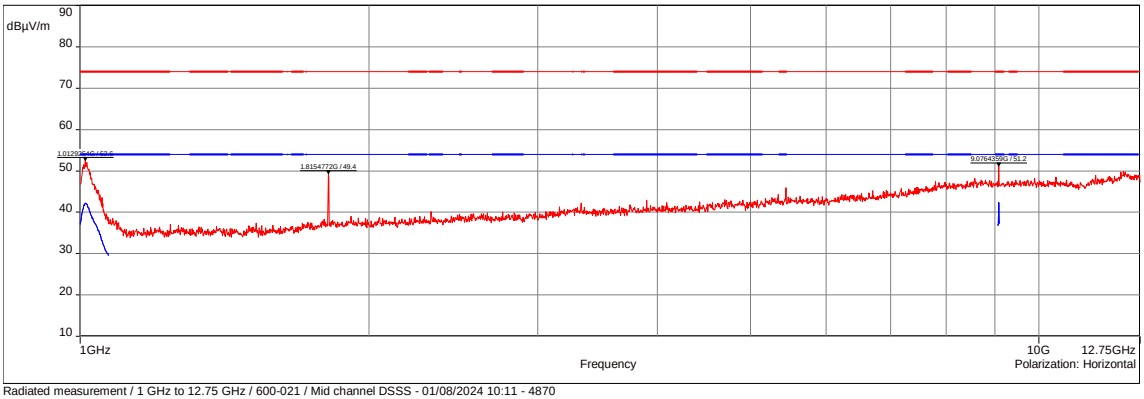

Radiated measurement / 1 GHz to 12.75 GHz / 600-021 / Mid channel DSSS - 01/08/2024 10:11 - 4870

POSITION	FREQUENCIES	RBW	VBW	DETECTOR
Vertical	1GHz-12.75GHz	1MHz	3MHz	Peak / Average
Horizontal	1GHz-12.75GHz	1MHz	3MHz	Peak / Average
Configuration:	N/A			
Comments:	N/A			
EUT modification(s): N/A				

RADIATED EMISSION LIMITS - GRAPH			
RADIATED MEASUREMENT / 1 GHZ TO 12.75 GHZ / HIGH CHANNEL		EMI4871	
EUT mode:	Tx mode	**T (°C):**	20.3
Test Date:	08/01/2024	**H (%):**	33.0
Test Operator:	MPA	**P (hPa):**	1014

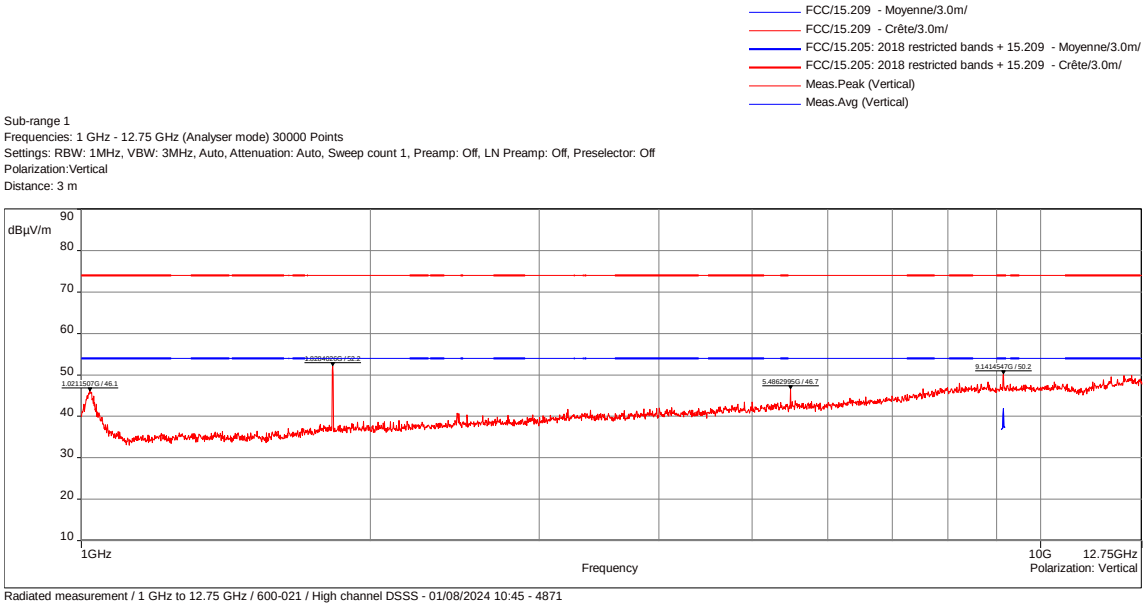

Radiated measurement / 1 GHz to 12.75 GHz / 600-021 / High channel DSSS - 01/08/2024 10:45 - 4871

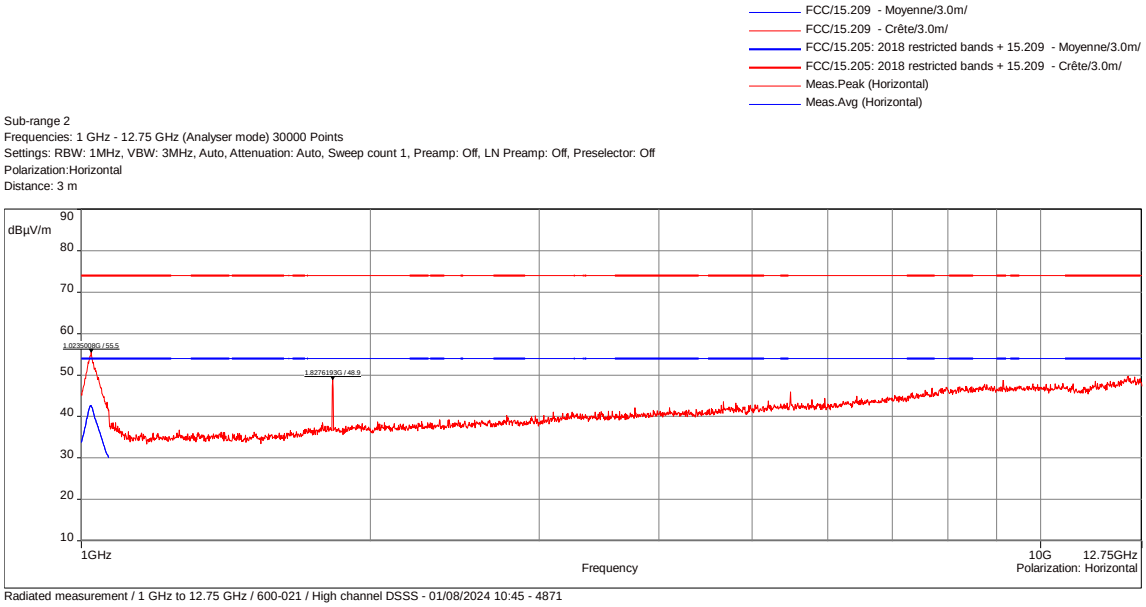

Radiated measurement / 1 GHz to 12.75 GHz / 600-021 / High channel DSSS - 01/08/2024 10:45 - 4871

POSITION	FREQUENCIES	RBW	VBW	DETECTOR
Vertical	1GHz-12.75GHz	1MHz	3MHz	Peak / Average
Horizontal	1GHz-12.75GHz	1MHz	3MHz	Peak / Average
Configuration:	N/A			
Comments:	N/A			

EUT modification(s): N/A

6.2. 6dB bandwidth

Reference standard:	FCC 47 CFR Part 15.247 RSS 247
Test method:	ANSI C63.10: 2013
Test description: (2) Systems using digital modulation techniques may operate in the 902-928 MHz, 2400-2483.5 MHz, and 5725-5850 MHz bands. The minimum 6 dB bandwidth shall be at least 500 kHz.	

TESTED PARAMETER	RESULT	SEVERITY	RESULT TAB.	VERDICT
6 dB Bandwidth / low channel	515.53 kHz	≥ 500 kHz	EMI5236	**PASS**
6 dB Bandwidth / Mid channel	515.53 kHz	≥ 500 kHz	EMI5237	**PASS**
6 dB Bandwidth / High channel	513.37 kHz	≥ 500 kHz	EMI5990	**PASS**

LABORATORY PARAMETERS:	REQUIRED PRIOR TO THE TEST	DURING THE TEST
Ambient Temperature	15 to 35 °C	*See Graph(es)*
Relative Humidity	20 to 75 %	*See Graph(es)*
Atmospheric pressure	N/A	*See Graph(es)*
TEST METHOD DEVIATION: N/A		
Supplementary information: N/A		

TEST EQUIPMENT USED					
CATEGORY	BRAND	TYPE	IDENTIFIER	CAL. DATE	CAL. DUE
Antenna	ETS lindgren	3143B	17930	12/08/2021	12/10/2024
Cable	/	N-1m	3625	02/05/2023	02/07/2025
Cable	Techniwave	N-3.5m	18353	17/08/2023	17/10/2025
Cable	Techniwave	N-4m	18355	17/08/2023	17/10/2025
Receiver	Rohde & Schwarz	FSW43	14830	10/08/2022	10/10/2024
Shielded enclosure	COMTEST	FAR-3m	18014	17/08/2021	17/10/2024
Software	Nexio	BAT EMC	0000		
Thermohygrometer	Testo	608-H2	12269	07/06/2022	07/08/2024
Thermohygrometer	Bioblock Scientific	Météostar	0963	25/09/2023	25/11/2025

BAT-EMC software version: V3.18.0.26 Blank cells = Permanent validity

TEST SETUP PHOTO(S) - EUT POSITION


TEST SETUP PHOTO(S)

6dB BANDWIDTH - GRAPH			
6dB BANDWIDTH / LOW CHANNEL		EMI5236	
EUT mode:	Tx mode	**T (°C):**	17.5
Test Date:	09/01/2024	**H (%):**	43.8
Test Operator:	MPA	**P (hPa):**	1008

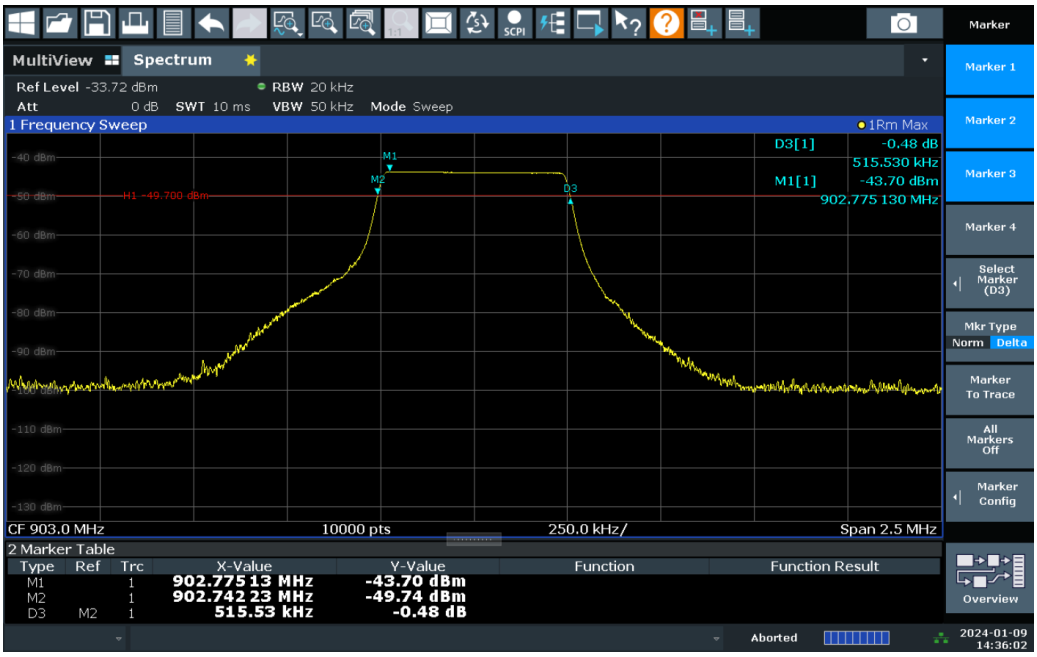

Results:	The 6dB bandwidth for Low channel is 513.53

EUT modification(s): N/A

6dB BANDWIDTH - GRAPH			
6dB BANDWIDTH / MID CHANNEL		EMI5237	
EUT mode:	Tx mode	**T (°C):**	17.5
Test Date:	09/01/2024	**H (%):**	43.8
Test Operator:	MPA	**P (hPa):**	1008

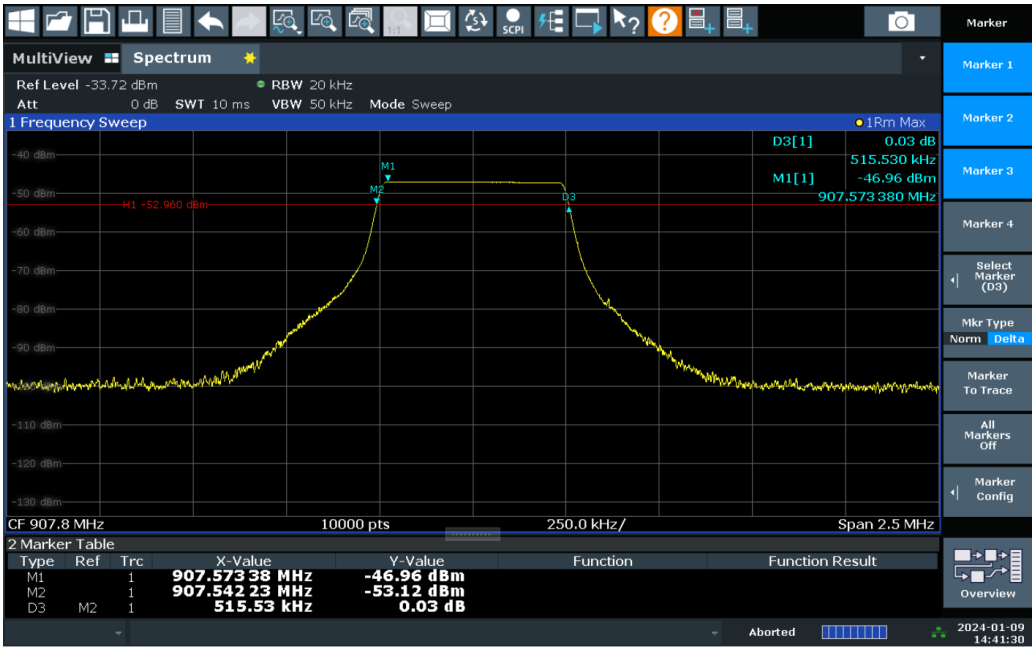

Results:	The 6dB bandwidth for Mid channel is 515.53

EUT modification(s): N/A

6dB BANDWIDTH - GRAPH			
6dB BANDWIDTH / HIGH CHANNEL		EMI5990	
EUT mode:	Tx mode	**T (°C):**	17.5
Test Date:	09/01/2024	**H (%):**	43.8
Test Operator:	MPA	**P (hPa):**	1008

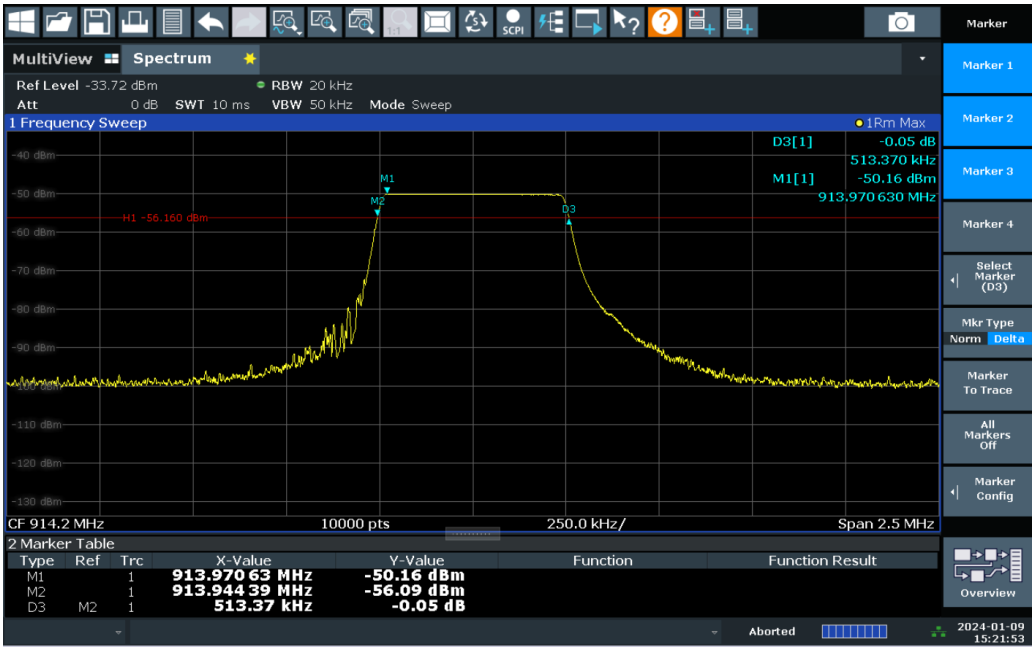

Results:	The 6dB bandwidth for High channel is 513.37 kHz.

EUT modification(s): N/A

6.3. Equivalent isotropic radiated power

Reference standard:	FCC 47 CFR Part 15.247 RSS 247
Test method:	ANSI C63.10: 2013
Test description: b) (3) For systems using digital modulation in the 902–928 MHz, 2400–2483.5 MHz, and 5725–5850 MHz bands: 1 Watt. Only the highest levels are recorded. The measurement is performed in radiated mode because the product antenna is a simple wire type antenna. The results are directly compared to the radiated limits (conducted limits + 6dB).	

TESTED CONFIGURATION	RESULTS	SEVERITY	RESULT TAB.	VERDICT
RF output power (EIRP) / Low channel	8.71 dBm	4W (36 dBm)	EMI4866	**PASS**
RF output power (EIRP) / Mid channel	9.36 dBm	4W (36 dBm)	EMI4867	**PASS**
RF output power (EIRP) / High channel	9.32 dBm	4W (36 dBm)	EMI4868	**PASS**

LABORATORY PARAMETERS:	REQUIRED PRIOR TO THE TEST	DURING THE TEST
Ambient Temperature	15 to 35 °C	*See Graph(es)*
Relative Humidity	20 to 75 %	*See Graph(es)*
Atmospheric pressure	N/A	*See Graph(es)*
TEST METHOD DEVIATION: N/A		
Supplementary information: Measurements are performed in radiated.		

TEST EQUIPMENT USED					
CATEGORY	BRAND	TYPE	IDENTIFIER	CAL. DATE	CAL. DUE
Antenna	ETS lindgren	3143B	17930	12/08/2021	12/10/2024
Attenuator	EMITECH	SUB.V4-H	18112	10/03/2023	10/05/2024
Attenuator	EMITECH	SUB.V4-V	18111	10/03/2023	10/05/2024
Cable	/	N-1m	3625	02/05/2023	02/07/2025
Cable	Techniwave	N-3.5m	18353	17/08/2023	17/10/2025
Cable	Techniwave	N-4m	18355	17/08/2023	17/10/2025
Receiver	Rohde & Schwarz	FSW43	14830	10/08/2022	10/10/2024
Shielded enclosure	COMTEST	FAR-3m	18014	17/08/2021	17/10/2024
Software	Nexio	BAT EMC	0000		
Thermohygrometer	Testo	608-H2	12269	07/06/2022	07/08/2024
Thermohygrometer	Bioblock Scientific	Météostar	0963	25/09/2023	25/11/2025

BAT-EMC software version: V3.18.0.26 Blank cells = Permanent validity

TEST SETUP PHOTO(S) – EUT POSITION


TEST SETUP PHOTO(S)

MAXIMUM PEAK POWER - GRAPH			
RF OUTPUT POWER (EIRP) / LOW CHANNEL		EMI4866	
EUT mode:	Tx mode	**T (°C):**	20.3
Test Date:	08/01/2024	**H (%):**	33.0
Test Operator:	MPA	**P (hPa):**	1013

FCC/15.247 : 2017 F0 1W - Crête/3.0m/
Meas.Peak (Vertical)

Sub-range 1
Frequencies: 898 MHz - 908 MHz (Analyser mode) 30000 Points
Settings: RBW: 1MHz, VBW: 3MHz, Auto, Attenuation: Auto, Sweep count 1, Preamp: Off, LN Preamp: Off, Preselector: Off
Polarization:Vertical
Distance: 3 m

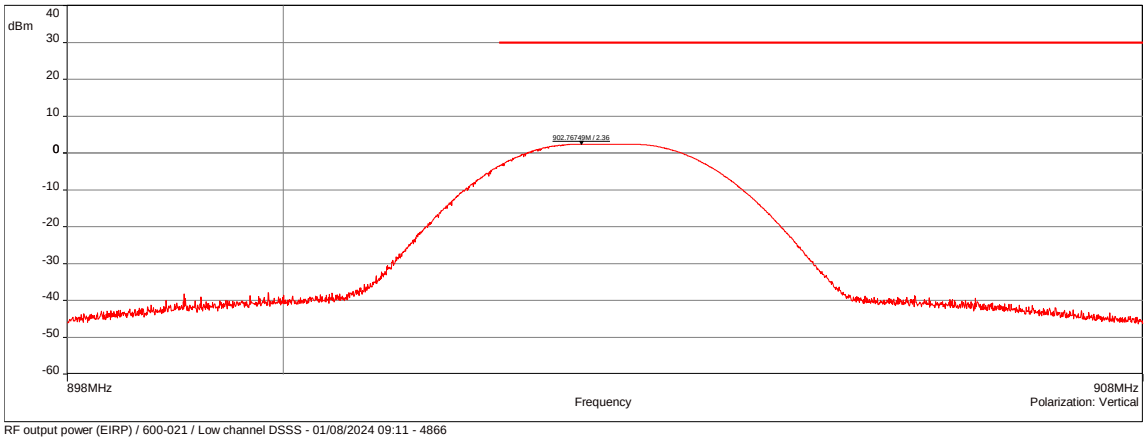

RF output power (EIRP) / 600-021 / Low channel DSSS - 01/08/2024 09:11 - 4866

FCC/15.247 : 2017 F0 1W - Crête/3.0m/
Meas.Peak (Horizontal)

Sub-range 2
Frequencies: 898 MHz - 908 MHz (Analyser mode) 30000 Points
Settings: RBW: 1MHz, VBW: 3MHz, Auto, Attenuation: Auto, Sweep count 1, Preamp: Off, LN Preamp: Off, Preselector: Off
Polarization:Horizontal
Distance: 3 m

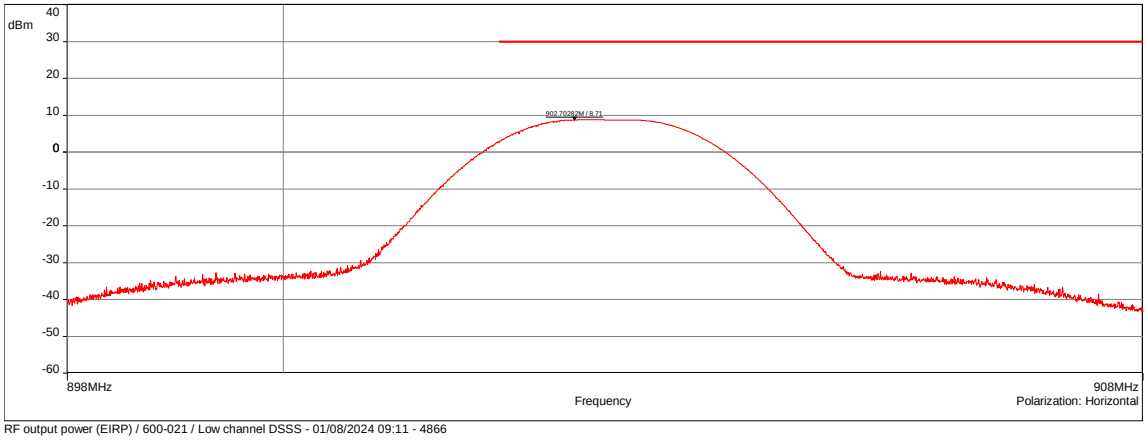

RF output power (EIRP) / 600-021 / Low channel DSSS - 01/08/2024 09:11 - 4866

POSITION	FREQUENCIES	RBW	VBW	DETECTOR
Vertical	898MHz-908MHz	1MHz	3MHz	Peak
Horizontal	898MHz-908MHz	1MHz	3MHz	Peak
Configuration:	N/A			
Comments:	N/A			

EUT modification(s): N/A

FREQUENCY (MHZ)	POLARIZATION	LEVEL (DBM)	LIMIT (DBM)
903.0	Vertical	2.36	36
903.0	Horizontal	8.71	36

MAXIMUM PEAK POWER - GRAPH			
RF OUTPUT POWER (EIRP) / MID CHANNEL		EMI4867	
EUT mode:	Tx mode	**T (°C):**	20.3
Test Date:	08/01/2024	**H (%):**	33.0
Test Operator:	MPA	**P (hPa):**	1013

FCC/15.247 : 2017 F0 1W - Crête/3.0m/
Meas.Peak (Vertical)

Sub-range 1
Frequencies: 902.8 MHz - 912.8 MHz (Analyser mode) 30000 Points
Settings: RBW: 1MHz, VBW: 3MHz, Auto, Attenuation: Auto, Sweep count 1, Preamp: Off, LN Preamp: Off, Preselector: Off
Polarization:Vertical
Distance: 3 m

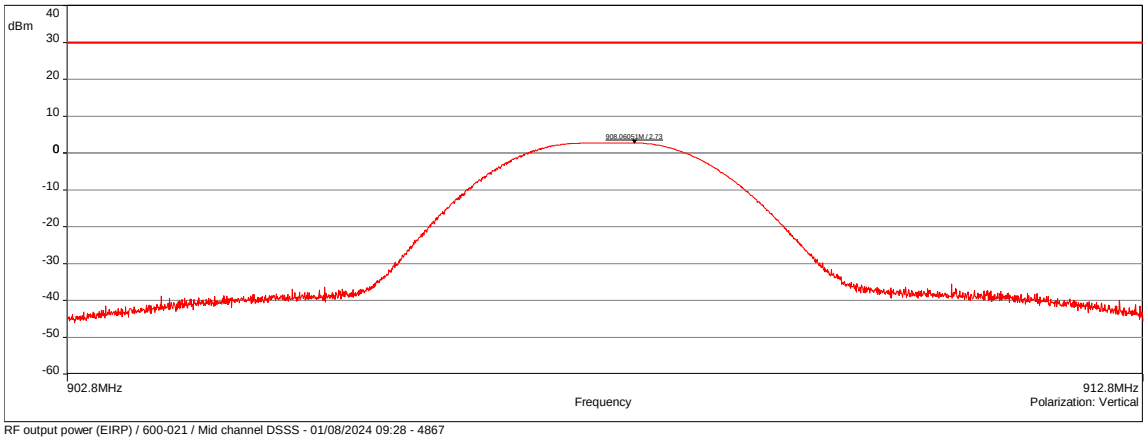

RF output power (EIRP) / 600-021 / Mid channel DSSS - 01/08/2024 09:28 - 4867

FCC/15.247 : 2017 F0 1W - Crête/3.0m/
Meas.Peak (Horizontal)

Sub-range 2
Frequencies: 902.8 MHz - 912.8 MHz (Analyser mode) 30000 Points
Settings: RBW: 1MHz, VBW: 3MHz, Auto, Attenuation: Auto, Sweep count 1, Preamp: Off, LN Preamp: Off, Preselector: Off
Polarization:Horizontal
Distance: 3 m

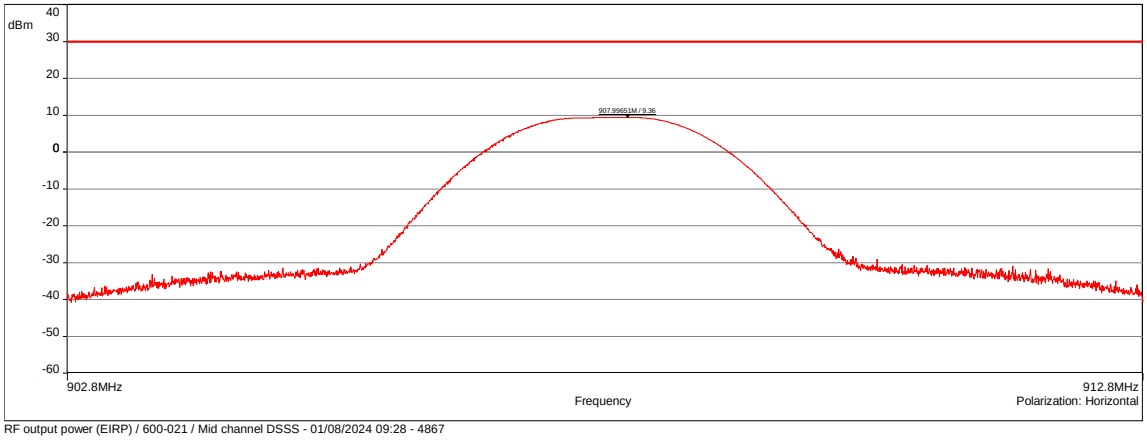

RF output power (EIRP) / 600-021 / Mid channel DSSS - 01/08/2024 09:28 - 4867

POSITION	FREQUENCIES	RBW	VBW	DETECTOR
Vertical	902.8MHz-912.8MHz	1MHz	3MHz	Peak
Horizontal	902.8MHz-912.8MHz	1MHz	3MHz	Peak
Configuration:	N/A			
Comments:	N/A			

EUT modification(s): N/A

FREQUENCY (MHZ)	POLARIZATION	LEVEL (DBM)	LIMIT (DBM)
907.8	Vertical	2.73	36
907.8	Horizontal	9.36	36

MAXIMUM PEAK POWER - GRAPH			
RF OUTPUT POWER (EIRP) / HIGH CHANNEL		EMI4868	
EUT mode:	Tx mode	**T (°C):**	20.3
Test Date:	08/01/2024	**H (%):**	33.0
Test Operator:	MPA	**P (hPa):**	1013

FCC/15.247 : 2017 F0 1W - Crête/3.0m/
Meas.Peak (Vertical)

Sub-range 1
Frequencies: 909.2 MHz - 919.2 MHz (Analyser mode) 30000 Points
Settings: RBW: 1MHz, VBW: 3MHz, Auto, Attenuation: Auto, Sweep count 1, Preamp: Off, LN Preamp: Off, Preselector: Off
Polarization:Vertical
Distance: 3 m

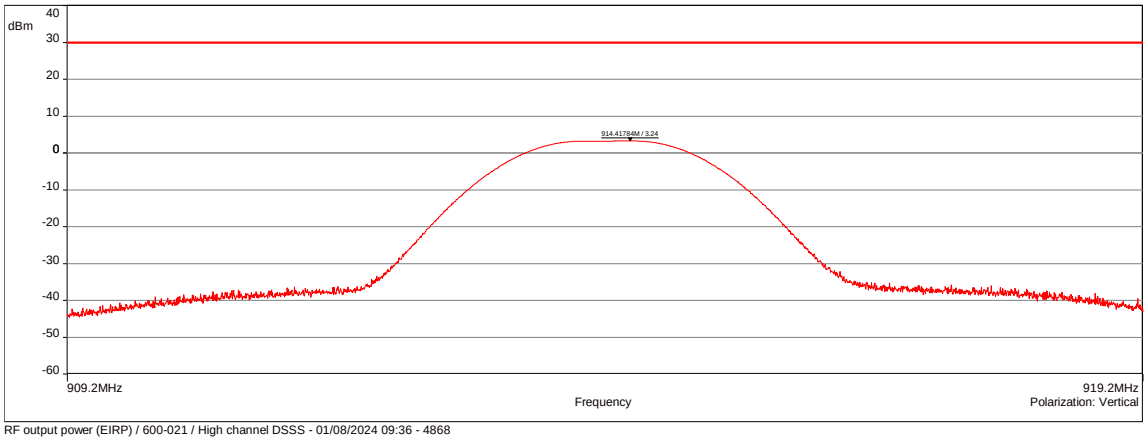

RF output power (EIRP) / 600-021 / High channel DSSS - 01/08/2024 09:36 - 4868

FCC/15.247 : 2017 F0 1W - Crête/3.0m/
Meas.Peak (Horizontal)

Sub-range 2
Frequencies: 909.2 MHz - 919.2 MHz (Analyser mode) 30000 Points
Settings: RBW: 1MHz, VBW: 3MHz, Auto, Attenuation: Auto, Sweep count 1, Preamp: Off, LN Preamp: Off, Preselector: Off
Polarization:Horizontal
Distance: 3 m

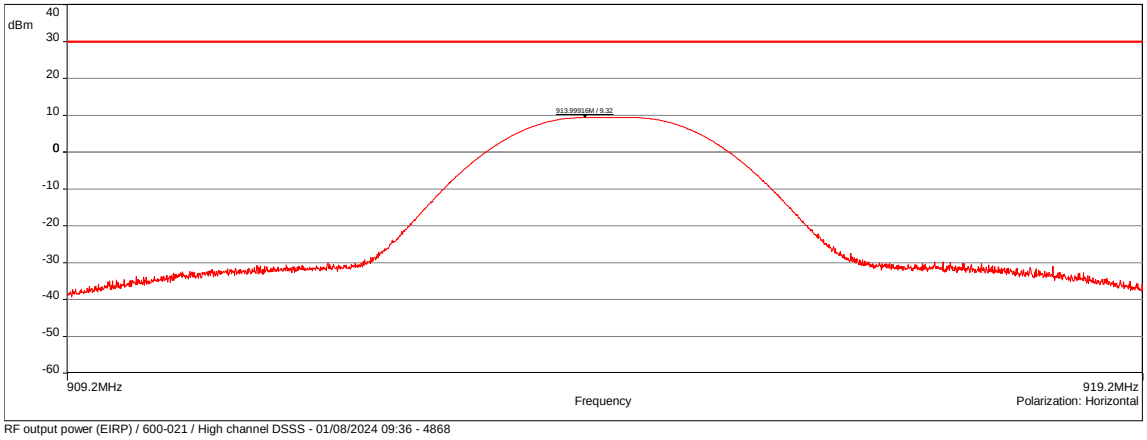

RF output power (EIRP) / 600-021 / High channel DSSS - 01/08/2024 09:36 - 4868

POSITION	FREQUENCIES	RBW	VBW	DETECTOR
Vertical	909.2MHz-919.2MHz	1MHz	3MHz	Peak
Horizontal	909.2MHz-919.2MHz	1MHz	3MHz	Peak
Configuration:	N/A			
Comments:	N/A			

EUT modification(s): N/A

FREQUENCY (MHZ)	POLARIZATION	LEVEL (DBM)	LIMIT (DBM)
914.2	Vertical	3.24	36
914.2	Horizontal	9.32	36

6.4. Band-edge compliance

Reference standard:	FCC 47 CFR Part 15.247 RSS 247
Test method:	ANSI C63.10: 2013

Test description: d)

In any 100 kHz bandwidth outside the frequency band in which the intentional radiator is operating, the radio frequency power that is produced by the intentional radiator shall be at least 20 dB below that in the 100 kHz bandwidth within the band that contains the highest level of the desired power, based on either an RF conducted or a radiated measurement, provided the transmitter demonstrates compliance with the peak conducted power limits. If the transmitter complies with the conducted power limits based on the use of RMS averaging over a time interval, the attenuation required under this paragraph shall be 30 dB instead of 20 dB.

Only the highest levels are recorded.

TESTED CONFIGURATION	PARAMETER	SEVERITY	RESULT TAB.	VERDICT
Band edge / All channels	876MHz-954MHz	20 dBc §15.209	EMI4857	**PASS**

LABORATORY PARAMETERS:	REQUIRED PRIOR TO THE TEST	DURING THE TEST
Ambient Temperature	15 to 35 °C	*See Graph(es)*
Relative Humidity	20 to 75 %	*See Graph(es)*
Atmospheric pressure	N/A	*See Graph(es)*
Test method deviation: N/A		
Supplementary information: N/A		

TEST EQUIPMENT USED					
CATEGORY	BRAND	TYPE	IDENTIFIER	CAL. DATE	CAL. DUE
Antenna	ETS lindgren	3142E	14523	27/01/2022	27/03/2025
Cable	Techniwave	N-8m	18349	17/08/2023	17/10/2025
Cable	SUCOFLEX	N-6,5m	14380	17/08/2023	17/10/2025
Cable	SUCOFLEX	N-3m	14378	17/08/2023	17/10/2025
Receiver	Rohde & Schwarz	ESW26	17791	08/02/2023	08/04/2024
Shielded enclosure	COMTEST	SAC 3m	14494	08/08/2023	08/10/2026
Software	Nexio	BAT EMC	0000		
Thermohygrometer	Testo	608-H2	12269	07/06/2022	07/08/2024
Thermohygrometer	Bioblock Scientific	Météostar	0963	25/09/2023	25/11/2025

BAT-EMC software version: V3.18.0.26 Blank cells = Permanent validity

TEST SETUP PHOTO(S) – EUT POSITION


TEST SETUP PHOTO(S)

BAND-EDGE COMPLIANCE - GRAPH			
BAND EDGE / ALL CHANNELS		EMI4857	
EUT mode:	Tx mode	**T (°C):**	17.5
Test Date:	05/01/2024	**H (%):**	43.8
Test Operator:	MPA	**P (hPa):**	1008

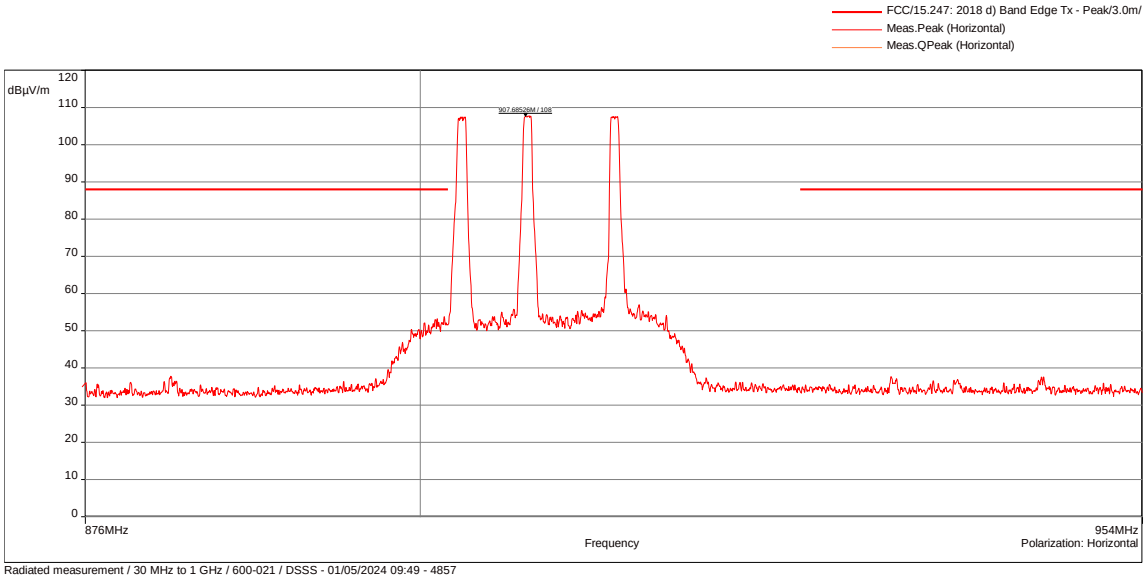

Radiated measurement / 30 MHz to 1 GHz / 600-021 / DSSS - 01/05/2024 09:49 - 4857

POSITION	FREQUENCIES	RBW	VBW	DETECTOR
Horizontal	876MHz-954MHz	100kHz	300kHz	Peak
Configuration:	N/A			
Comments:	No out of band emissions detected.			

EUT modification(s): N/A

6.5. Power Spectral Density

Reference standard:	FCC 47 CFR Part 15.247 RSS 247
Test method:	ANSI C63.10: 2013
Test description: e) For digitally modulated systems, the power spectral density conducted from the intentional radiator to the antenna shall not be greater than 8 dBm in any 3 kHz band during any time interval of continuous transmission. Only the highest levels are recorded.	

TESTED CONFIGURATION	RESULT	SEVERITY	RESULT TAB.	VERDICT
PSD / Low channel	902.5MHz-903.5MHz	8dBm /3kHz	EMI5238	**PASS**
PSD / Mid channel	907.3MHz-908.3MHz	8dBm/3kHz	EMI5239	**PASS**
PSD / High channel	913.7MHz-914.7MHz	8dBm/3kHz	EMI5240	**PASS**

TEST EQUIPMENT USED					
CATEGORY	BRAND	TYPE	IDENTIFIER	CAL. DATE	CAL. DUE
Antenna	ETS lindgren	3143B	17930	12/08/2021	12/10/2024
Attenuator	EMITECH	SUB.V4-H	18112	10/03/2023	10/05/2024
Attenuator	EMITECH	SUB.V4-V	18111	10/03/2023	10/05/2024
Cable	/	N-1m	3625	02/05/2023	02/07/2025
Cable	Techniwave	N-3.5m	18353	17/08/2023	17/10/2025
Cable	Techniwave	N-4m	18355	17/08/2023	17/10/2025
Receiver	Rohde & Schwarz	FSW43	14830	10/08/2022	10/10/2024
Shielded enclosure	COMTEST	FAR-3m	18014	17/08/2021	17/10/2024
Software	Nexio	BAT EMC	0000		
Thermohygrometer	Testo	608-H2	12269	07/06/2022	07/08/2024
Thermohygrometer	Bioblock Scientific	Météostar	0963	25/09/2023	25/11/2025

BAT-EMC software version: V3.18.0.26 Blank cells = Permanent validity

POWER SPECTRAL DENSITY - GRAPH			
PSD / LOW CHANNEL		EMI5238	
EUT mode:	Tx mode	**T (°C):**	20.3
Test Date:	09/01/2024	**H (%):**	33.0
Test Operator:	MPA	**P (hPa):**	1013

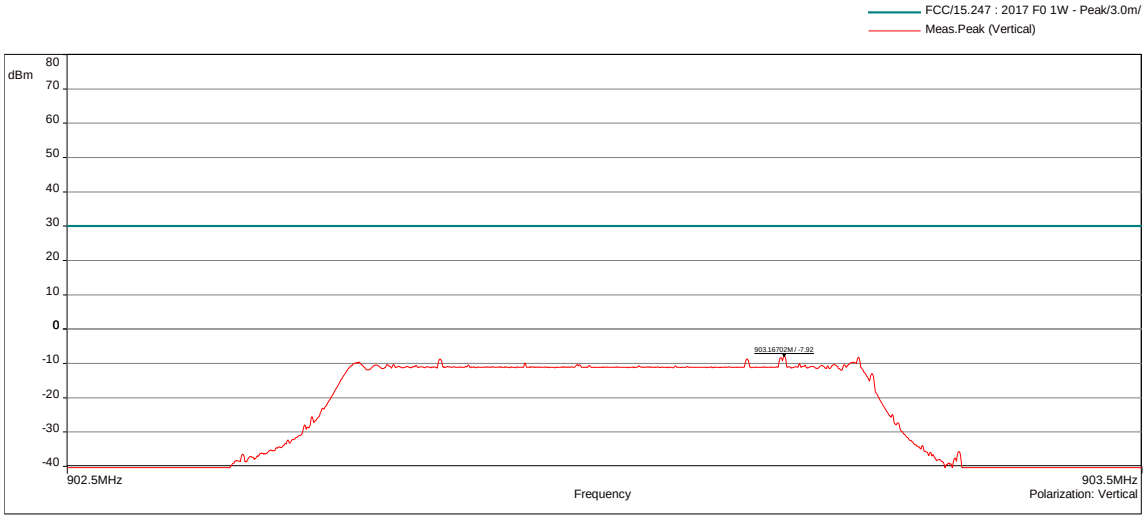

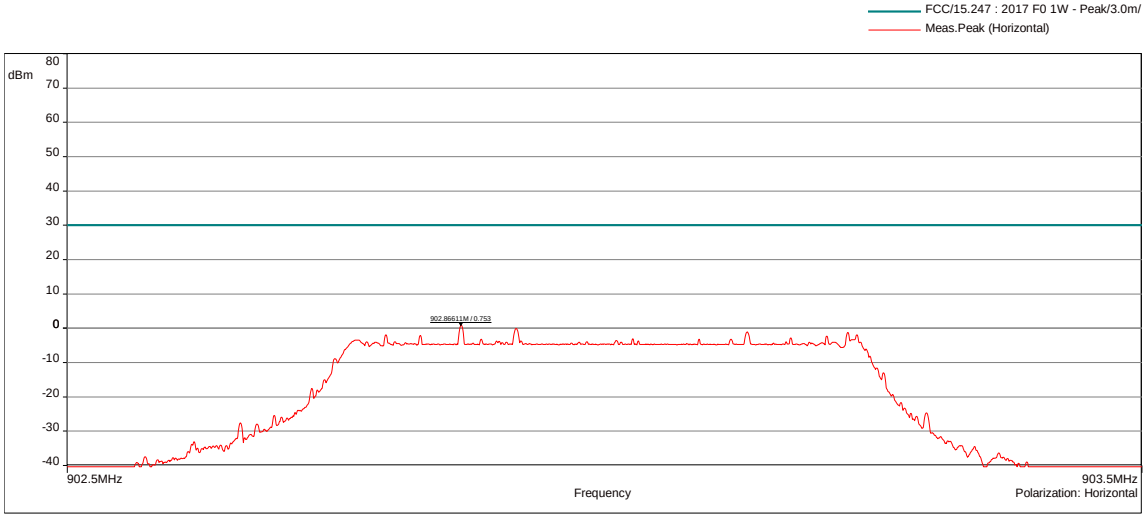

POSITION	FREQUENCIES	RBW	VBW	DETECTOR
Vertical	902.5MHz-903.5MHz	3kHz	10kHz	Peak
Horizontal	902.5MHz-903.5MHz	3kHz	10kHz	Peak
Configuration:	N/A			
Comments:	N/A			

EUT modification(s): N/A

FREQUENCY (MHz)	POLARIZATION	LEVEL (dBm/3kHz)	LIMIT (dBm/3kHz)
903	Vertical	-7.92	8
903	Horizontal	0.75	8

POWER SPECTRAL DENSITY - GRAPH			
PSD / MID CHANNEL		EMI5239	
EUT mode:	Tx mode	**T (°C):**	20.3
Test Date:	09/01/2024	**H (%):**	33.0
Test Operator:	MPA	**P (hPa):**	1013

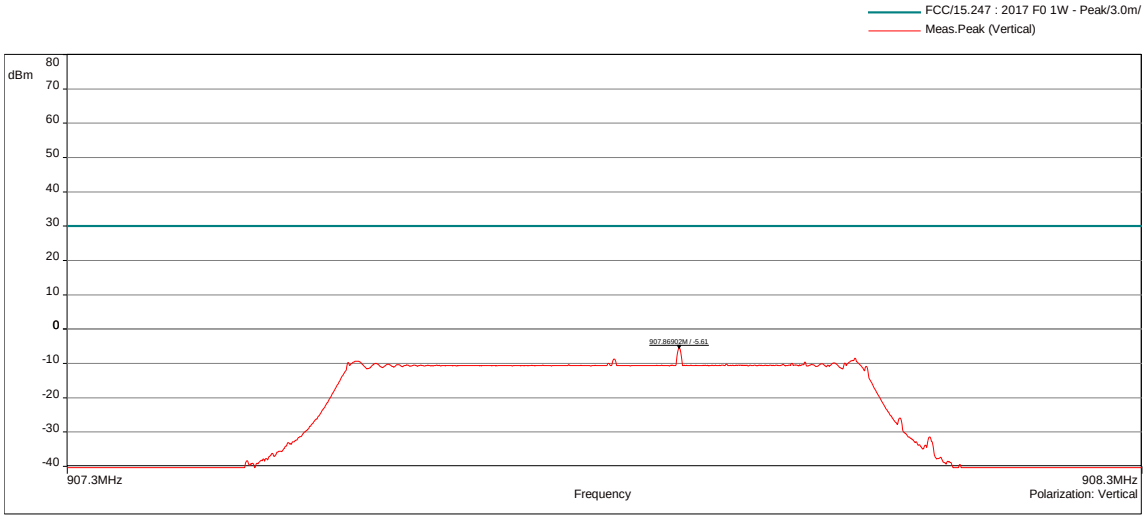

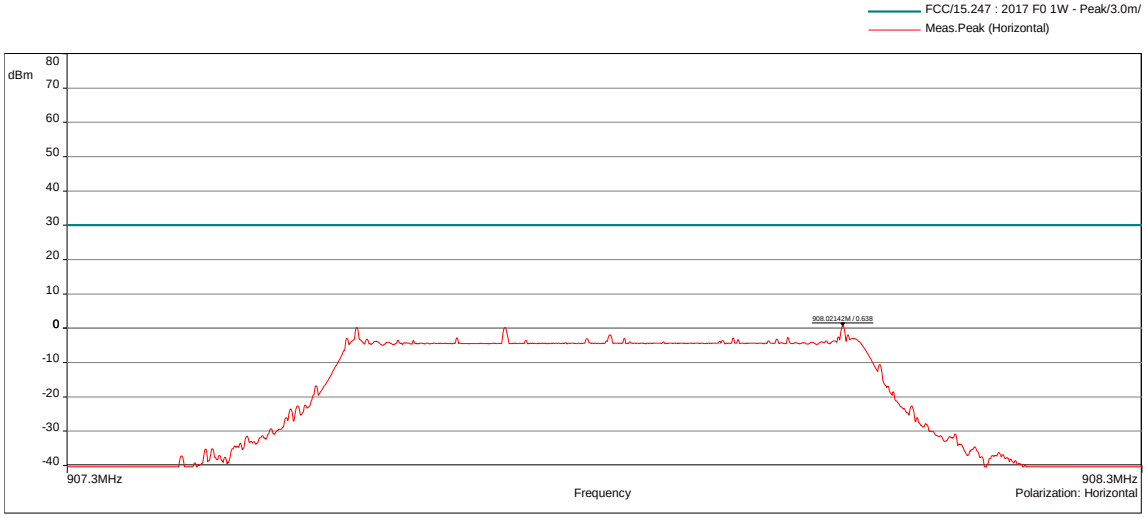

POSITION	FREQUENCIES	RBW	VBW	DETECTOR
Vertical	907.3MHz-908.3MHz	3kHz	10kHz	Peak
Horizontal	907.3MHz-908.3MHz	3kHz	10kHz	Peak
Configuration:	N/A			
Comments:	N/A			

EUT modification(s): N/A

FREQUENCY (MHz)	POLARIZATION	LEVEL (dBm/3kHz	LIMIT (dBm/3kHz)
907.8	Vertical	-5.61	8
907.8	Horizontal	0.64	8

POWER SPECTRAL DENSITY - GRAPH			
PSD / HIGH CHANNEL		EMI5240	
EUT mode:	Tx mode	**T (°C):**	20.3
Test Date:	09/01/2024	**H (%):**	33.0
Test Operator:	MPA	**P (hPa):**	1013

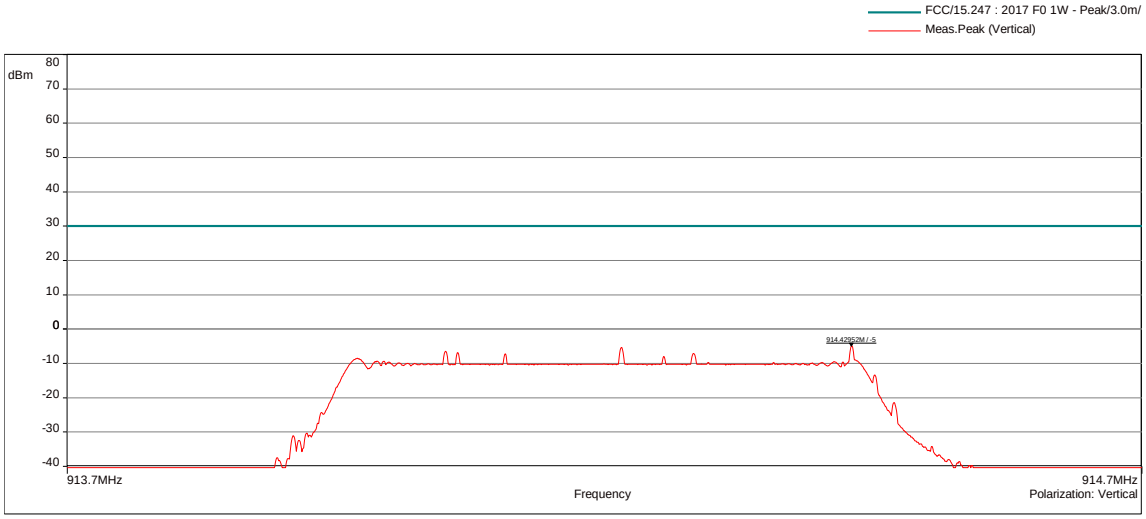

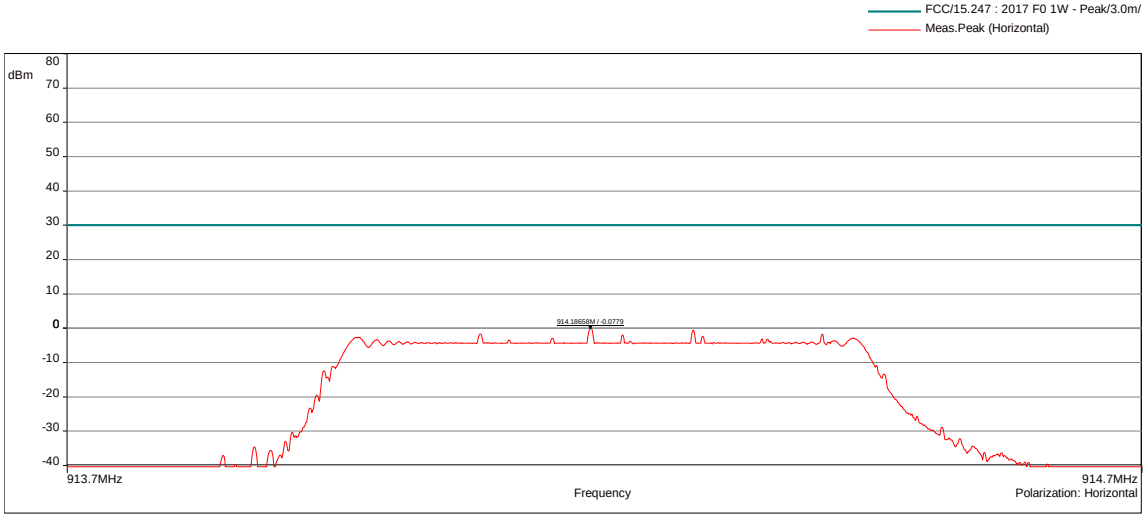

POSITION	FREQUENCIES	RBW	VBW	DETECTOR
Vertical	913.7MHz-914.7MHz	3kHz	10kHz	Peak
Horizontal	913.7MHz-914.7MHz	3kHz	10kHz	Peak
Configuration:	N/A			
Comments:	N/A			
EUT modification(s): N/A				

FREQUENCY (MHZ)	POLARIZATION	LEVEL (dBm/3kHz)	LIMIT (dBm/3kHz)
914.2	Vertical	-5.00	8
914.2	Horizontal	-0.08	8

6.6. Measurement of frequency stability

Reference standard:	FCC 47 CFR Part 15.215 RSS-Gen
Test method:	ANSI C63.10: 2013
General test setup: The requirement to contain the designated bandwidth of the emission within the specified frequency band includes the effects from frequency sweeping, frequency hopping and other modulation techniques that may be employed as well as the frequency stability of the transmitter over expected variations in temperature and supply voltage. If frequency stability is not specified in the regulations, it is recommended that the fundamental emission be kept within at least the central 80% of the permitted band in order to minimize the possibility of out-of-band operation. EUT is set inside the climatic enclosure.	

TEST CASE	EUT MODE	SEVERITY	RESULT TAB.	VERDICT
Low channel	Tx mode	Within 902MHz to 928MHz	EMI6410	**PASS**
Mid channel	Tx mode		EMI6411	**PASS**
High channel	Tx mode		EMI6412	**PASS**

LABORATORY PARAMETERS:	REQUIRED PRIOR TO THE TEST	DURING THE TEST
Ambient Temperature	15 to 35 °C	21.2 °C
Relative Humidity	20 to 75 %	39.5 %
Atmospheric pressure	N/A	1014 hPa
Test method deviation: N/A		
Supplementary information: N/A		

TEST EQUIPMENT USED					
CATEGORY	BRAND	TYPE	IDENTIFIER	CAL. DATE	CAL. DUE
Antenna	EMITECH	3.5 cm	4653		
Cable	C&C	N-3m	14332	28/04/2023	28/06/2025
Climatic enclosure	CLIMATS	EXCAL 7714-HA	14261	21/10/2022	21/12/2024
Multimeter	Agilent Technologies	U1252A	6138	29/06/2023	29/08/2024
Power supply	TTI	PL303QMD	8496		
Receiver	Rohde & Schwarz	FPL1007	17908	03/11/2022	03/01/2025
Thermohygrometer	Bioblock Scientific	Météostar	0963	25/09/2023	25/11/2025
Thermohygrometer	Testo	608-H1	7562	28/08/2023	28/10/2025
Thermometer contactless	GHM Greisinger	GMH 3710	12968	28/02/2023	28/04/2025

BAT-EMC software version: V3.18.0.26 Blank cells = Permanent validity

TEST SETUP PHOTO(S)


MEASUREMENT OF FREQUENCY STABILITY - TABULATED RESULTS					
LOW CHANNEL					EMI6410
Test case	**Temperature (°C)**	**Power supply (Vdc)**	**Frequency (MHz)**	**Frequency error (kHz)**	**Limit**
Normal conditions	+25	3.7	903.001127	-	Within 902MHz to 928MHz
Extrem voltage conditions	+25	3.6	903.001053	-0.074	
		3.8	903.000975	-0.152	
Extrem temperature conditions	-25	3.7	903.003528	-2.401	
	+55		903.003067	-1.940	

MEASUREMENT OF FREQUENCY STABILITY - TABULATED RESULTS					
MID CHANNEL					EMI6411
Test case	**Temperature (°C)**	**Power supply (Vdc)**	**Frequency (MHz)**	**Frequency error (kHz)**	**Limit**
Normal conditions	+25	3.7	907.800737	-	Within 902MHz to 928MHz
Extrem voltage conditions	+25	3.6	907.800738	+0.001	
		3.8	907.800492	-0.245	
Extrem temperature conditions	-25	3.7	907.801985	+1.248	
	+55		907.801909	+1.172	

MEASUREMENT OF FREQUENCY STABILITY - TABULATED RESULTS					
HIGH CHANNEL					EMI6412
Test case	**Temperature (°C)**	**Power supply (Vdc)**	**Frequency (MHz)**	**Frequency error (kHz)**	**Limit**
Normal conditions	+25	3.7	914.200419	-	Within 902MHz to 928MHz
Extrem voltage conditions	+25	3.6	914.200151	-0.268	
		3.8	914.200426	+0.007	
Extrem temperature conditions	-25	3.7	914.200769	+0.350	
	+55		914.199910	-0.509	

6.7. Occupied Bandwidth

Reference standard:	RSS-Gen
Test method:	ANSI C63.10: 2013
Test description: The occupied bandwidth (OBW) is the Frequency Range in which 99 % of the total mean power of a given emission falls. The residual part of the total power being denoted as β, which, in cases of symmetrical spectra, splits up into β/2 on each side of the spectrum. Unless otherwise specified, β/2 is taken as 0,5 %. The maximum occupied bandwidth includes all associated side bands above the appropriate emissions level and the frequency error or drift under extreme test conditions.	

TESTED CABLE	FREQUENCY	SEVERITY	RESULT TAB.	VERDICT
99% Bandwidth / Low channel	903.0 MHz	Within the 902MHz-928MHz band	EMI4470	**PASS**
99% Bandwidth / Mid channel	907.8 MHz	Within the 902MHz-928MHz band	EMI4471	**PASS**
99% Bandwidth / High channel	914.2 MHz	Within the 902MHz-928MHz band	EMI4472	**PASS**

LABORATORY PARAMETERS:	REQUIRED PRIOR TO THE TEST	DURING THE TEST
Ambient Temperature	15 to 35 °C	17.5 °C
Relative Humidity	20 to 75 %	43.8 %
Atmospheric pressure	N/A	1008 hPa
Test method deviation: N/A		
Supplementary information: N/A		

TEST EQUIPMENT USED					
CATEGORY	BRAND	TYPE	IDENTIFIER	CAL. DATE	CAL. DUE
Antenna	ETS lindgren	3143B	17930	12/08/2021	12/10/2024
Cable	/	N-1m	3625	02/05/2023	02/07/2025
Cable	Techniwave	N-3.5m	18353	17/08/2023	17/10/2025
Cable	Techniwave	N-4m	18355	17/08/2023	17/10/2025
Receiver	Rohde & Schwarz	FSW43	14830	10/08/2022	10/10/2024
Shielded enclosure	COMTEST	FAR-3m	18014	17/08/2021	17/10/2024
Thermohygrometer	Testo	608-H2	12269	07/06/2022	07/08/2024
Thermohygrometer	Bioblock Scientific	Météostar	0963	25/09/2023	25/11/2025

Blank cells = Permanent validity

OCCUPIED BANDWIDTH - GRAPH	
99% BANDWIDTH / LOW CHANNEL	EMI4470
EUT mode:	Tx mode
Test Date:	09/01/2024
Test Operator:	MPA

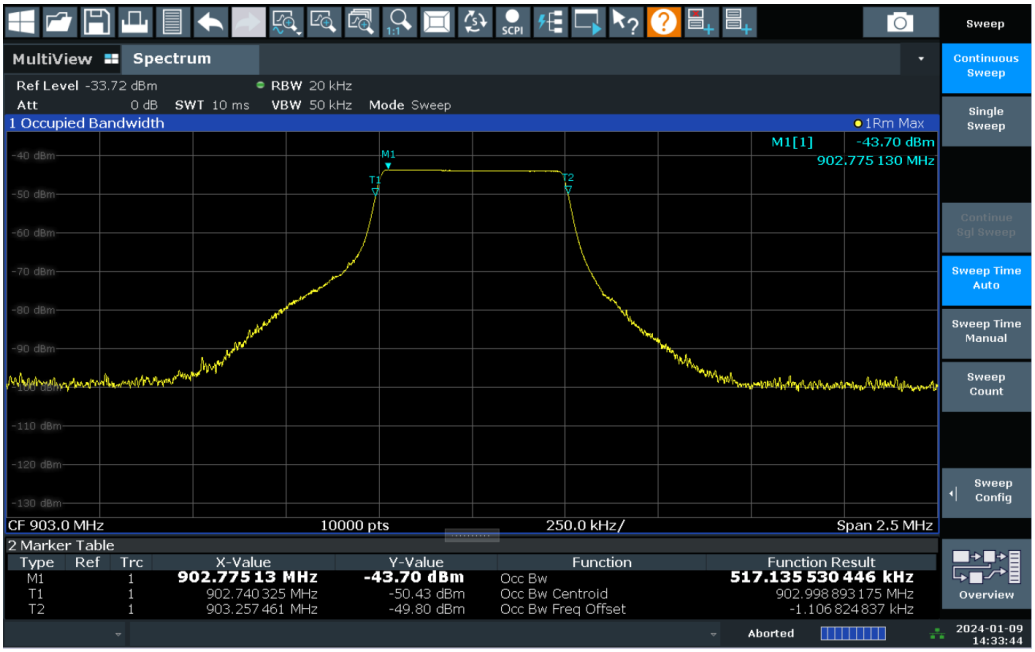

EUT modification(s): N/A

Results:	The system has an OBW of 517.135 kHz

EUT modification(s): N/A

OCCUPIED BANDWIDTH - GRAPH	
99% BANDWIDTH / MID CHANNEL	EMI4471
EUT mode:	Tx mode
Test Date:	09/01/2024
Test Operator:	MPA

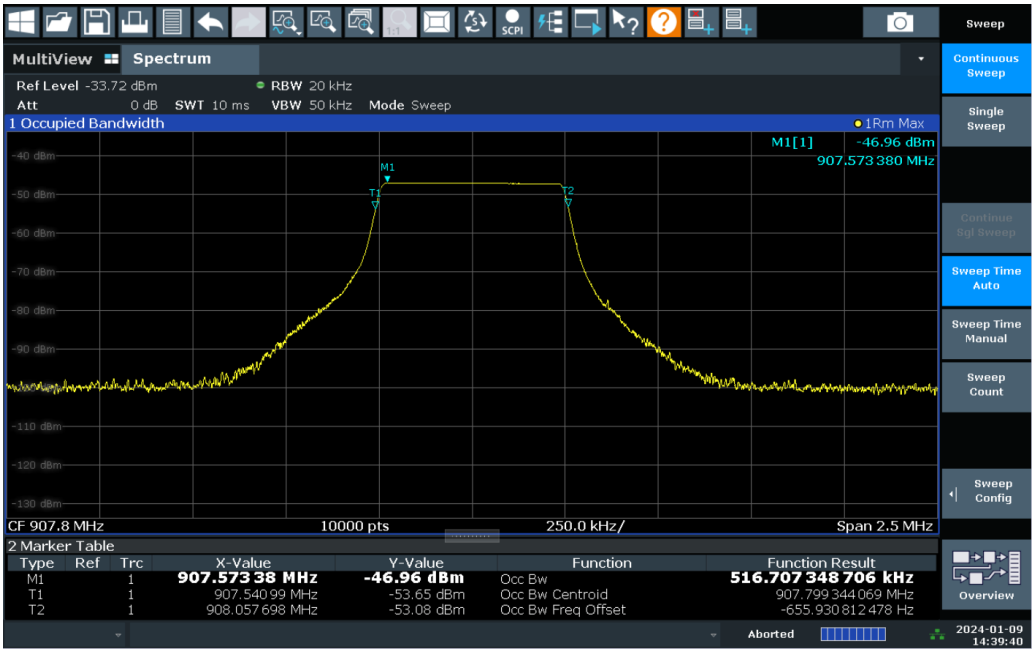

EUT modification(s): N/A

Results:	The system has an OBW of 516.707 kHz

EUT modification(s): N/A

OCCUPIED BANDWIDTH - GRAPH	
99% BANDWIDTH / HIGH CHANNEL	EMI4471
EUT mode:	Tx mode
Test Date:	09/01/2024
Test Operator:	MPA

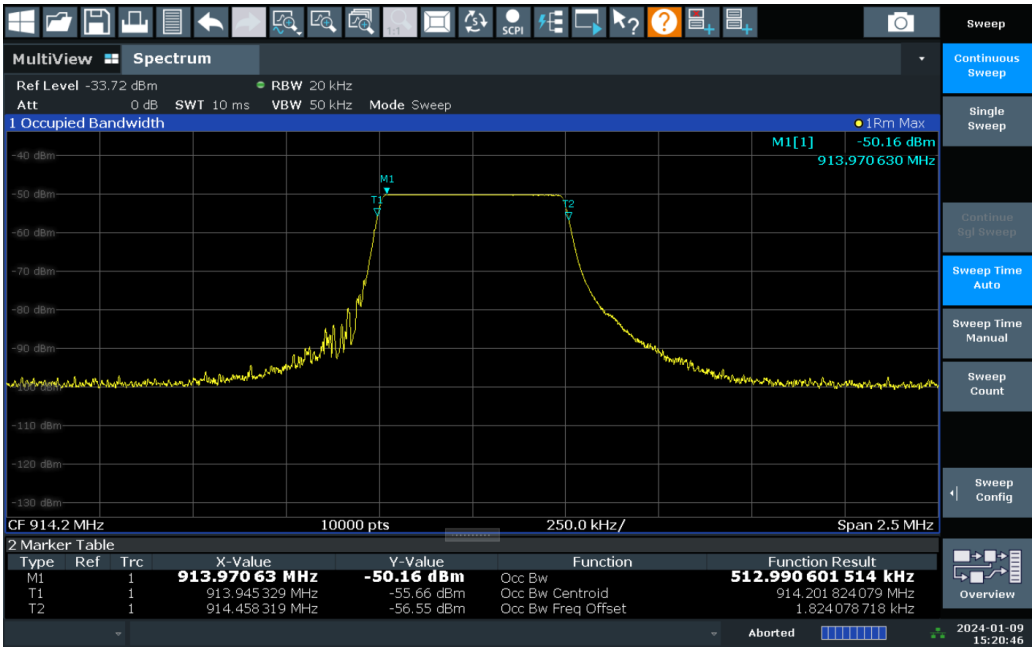

EUT modification(s): N/A	
Results:	The system has an OBW of 512.990 kHz
EUT modification(s): N/A	

End of test report