TLL-SKYLink
天联凌

Shenzhen SKYLink Technology Co.,Ltd

Antenna Specification for Approval

Customer Name: _____

Product Name: 2.4G WIFI Antenna

Part NO.: SK1665

Write By: YAN PEI HAI

Issued Date: 2024-08-29

Customer

R&D Dept	Business Dept	Approved By

SKYLink

R&D Dept	Engineer Dept	Approval

R & D Center：Room D 5th Floor Building L,Block E ,71 Baocheng District ,Baoan District ,Shenzhen
Factory：6 Floor,GangHuaXing Industrial Park,Rongshu Road 2nd ,Fuyong,Baoan ,shenzhen
Email:damoncui@tllskylink.com

● Specification Summary

A. Electrical Characteristics	
Frequency	**2400MHz ~2500MHz**
VSWR	**<2.0**
Efficiency	**>50%**
Peak Gain	**2.7dbi**
Impedance	**50 Ohm**
Polarization	**Line**
B. Material & Mechanical Characteristics	
Material of Radiator	/
Cable Type	/
Connector Type	/
Dimension	At Attachment
Heat-durability	**280±5°C，10sec.**
C. Environmental Characteristics	
Operation Temperature	**- 20 °C ~ + 80 °C**
Storage Temperature	**- 30 °C ~ + 85 °C**

R & D Center：Room D 5th Floor Building L,Block E ,71 Baocheng District ,Baoan District ,Shenzhen
Factory：6 Floor,GangHuaXing Industrial Park,Rongshu Road 2nd ,Fuyong,Baoan ,shenzhen
Email:damoncui@tllskylink.com

● Test Equipment & Conditions

1. Network Analyzers :

Agilent 8753D 5071B

Communications Test Set:

Agilent E5515C CMW500

2. 3D Chamber Test System

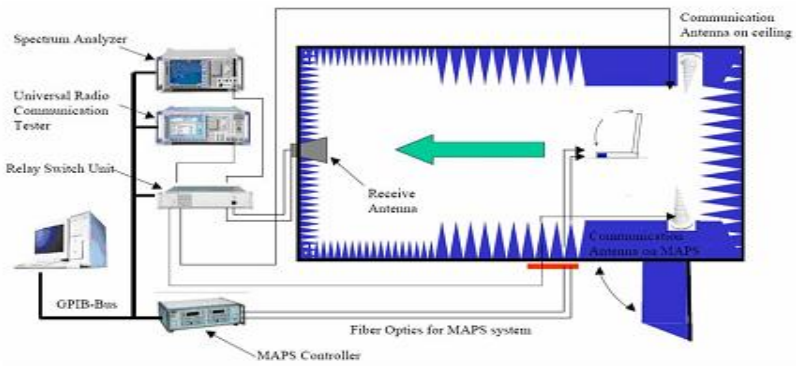

(Testing by 3D anechoic chamber)

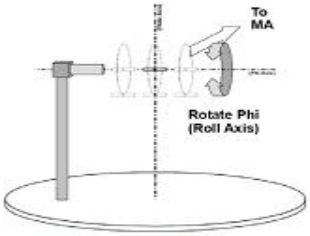

Phi axis test

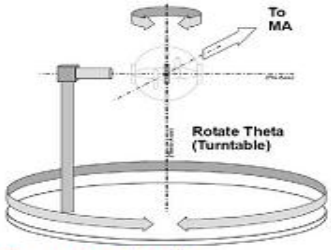

Theta axis test

由 Autodesk 教育版产品制作

RoHS
Compliant
G P

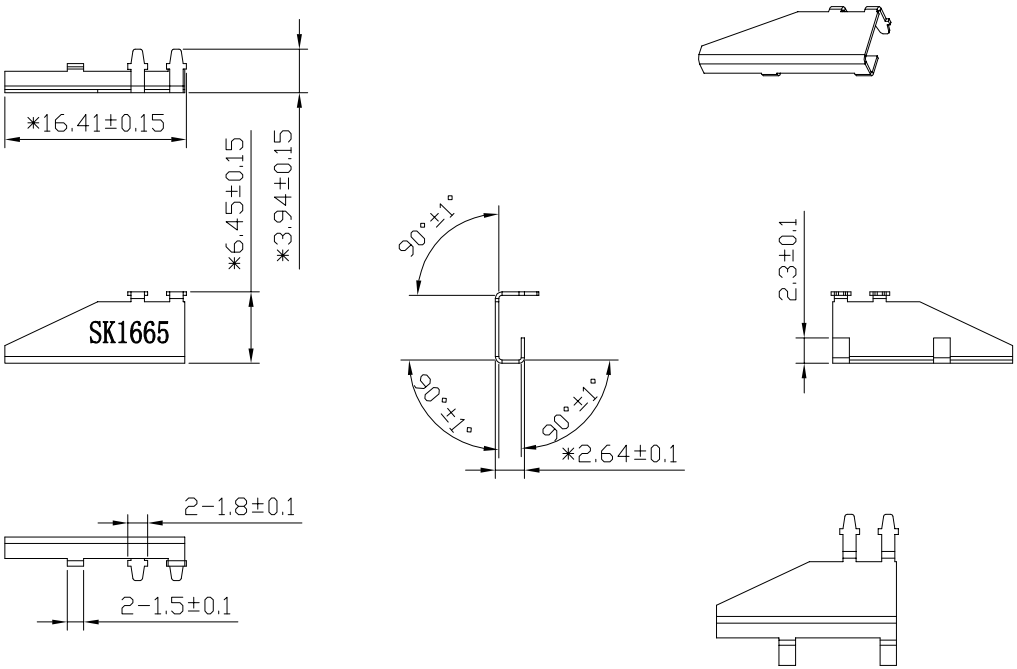

Rev	Description	Date	Remark
A	New drawing		

Third Angle			
0～10	±0.05	○	0.02
10～18	±0.10	◎	⌀0.03
18～30	±0.12	⊥	0.02
30～40	±0.15	▱	0.04
40～	±0.20	Angle	±0.5°
Location			

SHEN ZHEN SKYLink CO.,LTD

Project		Date	2024-08-29
Part Name		Designed by	
Part No.	SK1665M2400-T01	Checked by	MD / RF
Material			
DWG No.		Approved by	
		Unit mm	Scale 1:1 Rev A

由 Autodesk 教育版产品制作

◆ Gain & Efficiency

Fre（MHz）	Ef(%) (dB)	Gain(dB)
2400	50.36	1.44
2410	50.88	1.51
2420	51.23	1.8
2430	52.39	1.99
2440	53.41	2.09
2450	53.22	2.22
2460	54.37	2.31
2470	54.63	2.23
2480	55.34	2.49
2490	55.66	2.71
2500	56.37	2.75

R & D Center：Room D 5th Floor Building L,Block E ,71 Baocheng District ,Baoan District ,Shenzhen
Factory：6 Floor,GangHuaXing Industrial Park,Rongshu Road 2nd ,Fuyong,Baoan ,shenzhen
Email:damoncui@tllskylink.com

◆ Directional pattern

2400.000MHz

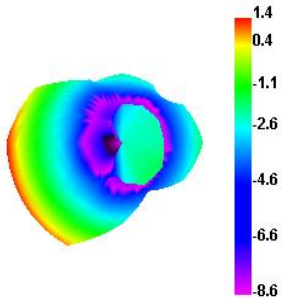

2400.000MHz H

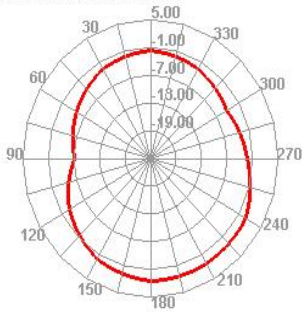

2400.000MHz E1

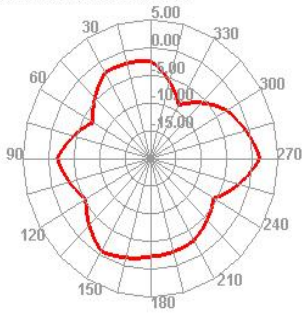

2400.000MHz E2

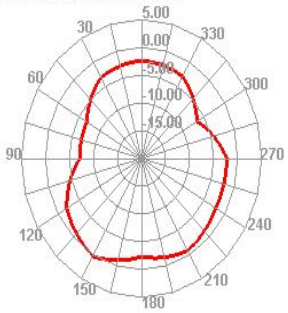

2450.000MHz

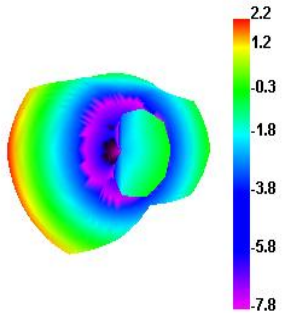

2450.000MHz H

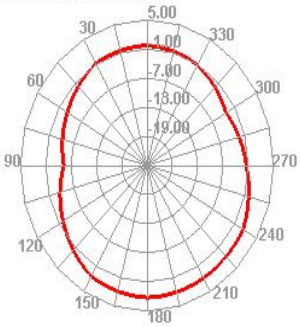

2450.000MHz E1

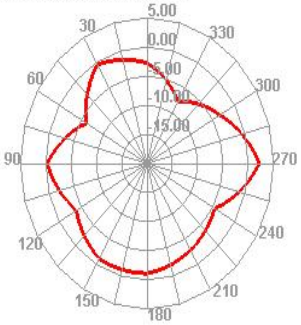

2450.000MHz E2

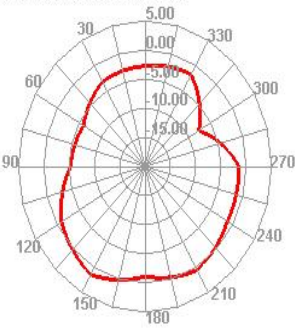

2500.000MHz

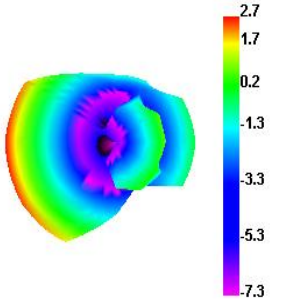

2500.000MHz H

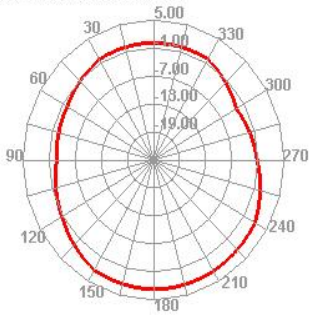

2500.000MHz E1

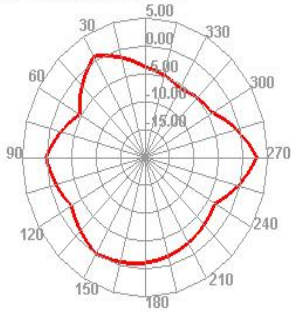

2500.000MHz E2

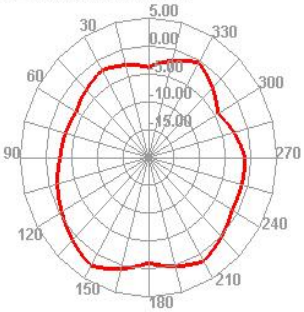

R & D Center：Room D 5th Floor Building L,Block E ,71 Baocheng District ,Baoan District ,Shenzhen
Factory：6 Floor,GangHuaXing Industrial Park,Rongshu Road 2nd ,Fuyong,Baoan ,shenzhen
Email:damoncui@tllskylink.com

◆ Reliability Test

Test Item		Test condition	Equipment	Specification	Result
1	Low Temp. Storage Test	Temperature: -30℃， Time:48hrs Test condition: Placing antenna in a Low/High Temperature Chamber, keep the temp is 25℃ and humidity is 65% for one hour, then step-down the temp. to -30℃ in one hour, store antenna for 44 hours; step-up temp to 25℃,test antenna after 2 hours.	Temp.&Humi. Tester	No material deformation is allowed. Electronic Performance is ok .	PASS
2	High Temp./High Humid Storage Test	Temperature: 85℃ Humidity: 85% RH Time:48hrs Test condition: Placing antenna in a Low/High Temperature Chamber, keep the temp is 25℃ and humidity is 65% for one hour, then step-up the temp. to 80℃ and the humidity up to 85% in one hour, store antenna for 44 hours; step-down temp to 25℃,test antenna after 2 hours.	Temp.&Humi. Tester	No material deformation is allowed. Electronic Performance is ok .	PASS
3	Salt-Spray 6 pray Test	Placing antenna in the Salt-Spray Tester ,set the test condition ， Temp: 35±2℃ Humidity: 85% NaCl salt spray :5 ±1 %.PH value :6.5~7.2 Test time:24hours	Salt-Spray Tester	No color change No appear rusting	PASS

R & D Center：Room D 5th Floor Building L,Block E ,71 Baocheng District ,Baoan District ,Shenzhen
Factory：6 Floor,GangHuaXing Industrial Park,Rongshu Road 2nd ,Fuyong,Baoan ,shenzhen
Email:damoncui@tllskylink.com