


# LED TABLE LAMP

## Crafting Aesthetic Brilliance

### ULAROOM



Safe  
Lamp



Cozy  
Ambiance



Adjustable  
Brightness



Automatic  
Daily Timer



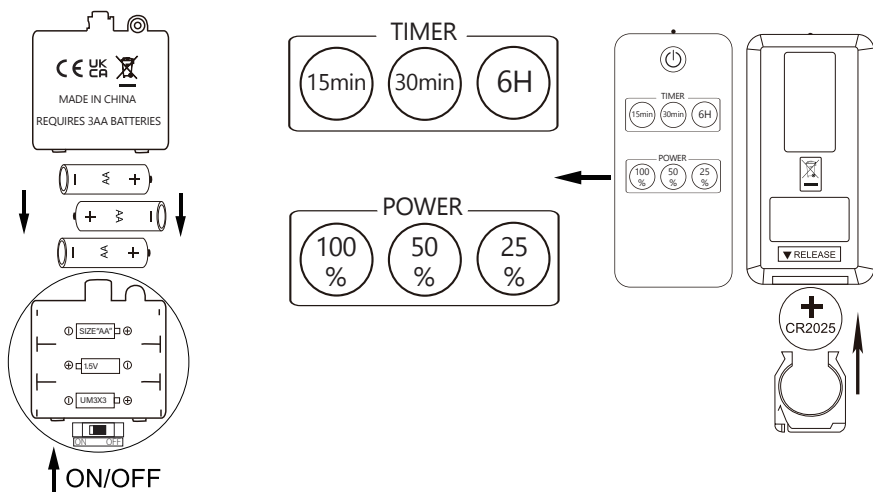
Remote  
Compact

## Package Includes

- LED Table Lamp: 1 Piece
- Remote control: 1 Piece
- Batteries: 1 x 3V CR2025 (already inserted)

## Installation Instructions

1. Remove the packaging.
2. Insert the batteries, as shown in the figure.  
Please insure that the batteries are well inserted.



Please remove the batteries, if not used for extended periods of time.

Only use Indoor.

## Operation

1. Open the battery compartment on the bottom of the lamp.
2. Insert the 3AA batteries (not include) in the battery compartment with the correct direction and polarity, and close the compartment.
3. Before using the remote control to turn on the Lamp press "ON" button on the bottom of the Lamp.
4. Set the Lamp at the desired place.
5. Press the "⏻" button on the remote control to turn on your lamp.
6. Press "TIMER" button on the remote control to set your Lamp with 15min/30min/6H hours timer after you fixed the Lamp.
7. Press the "100% 50% 25%" button to set your Lamp light.

8. Press the "☹" button on the remote control to turn off your lamp.

## Timer Function

1. For timer function it will only be realized by using the remote control.

If the Lamp with the AA batteries do not respond to the timer function safely, new batteries should be inserted.

2. After 15min/30min/6hour run time, the LED turns off automatically.
3. You need to use the remote control to turn on the lamp again!

## Cleaning and Maintenance

Before cleaning your lamp turn off the switch or power source. Wipe the lamp with a soft dry cloth for cleaning. Do not use water or other chemical cleaning agents.

## Caution important safety instructions

1. Due to glass is fragile if the item is broken after you get the package please feel free to contact with us immediately. We will send you a new one as replacement. We commend you for your understanding.
2. This lamp is for indoor use only. The lamp should not be used near water. Never immerse the lamp in water or other liquids.
3. Never cover the lamp with any object including cloth or paper as this is a fire hazards.
4. If the supply cord is damaged it must be replaced by the manufacturer or a similarly qualified person in order to avoid a hazard.

## Specifications

- 4.5V DC for each lamp, 3V for remote control (3 type AA batteries and 1 type CR2025 batteries)



## Battery Disposal

According to Battery Directive, batteries must not be disposed with household waste, as they may contain substances harmful for the environment and be deposited at public collection points of the community or recycling centers in your area. To prevent over-heating by short circuits, lithium batteries must be unloaded before, the poles suggest to be protected by using an insulating tape or other measures to be protected against short circuit.



According to Waste of Electrical and Electronic Equipment directive battery should be separately collected and treated. If at any time in future you need to dispose of this product please do NOT dispose of this product with household waste. Please



3V DC, 3 x 1.5V Batterie, Type AA



Made In China

## FCC WARNING

This device complies with part 15 of the FCC Rules. Operation is subject to the following two conditions: (1) this device may not cause harmful interference, and (2) this device must accept any interference received, including interference that may cause undesired operation.

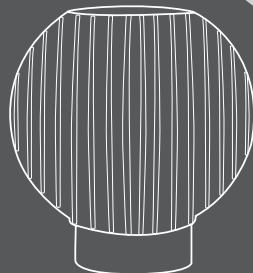


Any changes or modifications not expressly approved by the party responsible for compliance could void the user's authority to operate the equipment.

NOTE: This equipment has been tested and found to comply with the limits for a Class B digital device, pursuant to Part 15 of the FCC Rules. These limits are designed to provide reasonable protection against harmful interference in a residential installation. This equipment generates, uses and can radiate radio frequency energy and, if not installed and used in accordance with the instructions, may cause harmful interference to radio communications.

However, there is no guarantee that interference will not occur in a particular installation. If this equipment does cause harmful interference to radio or television reception, which can be determined by turning the equipment off and on, the user is encouraged to try to correct the interference by one or more of the following measures:

- Reorient or relocate the receiving antenna.
- Increase the separation between the equipment and receiver.
- Connect the equipment into an outlet on a circuit different from that to which the receiver is connected.
- Consult the dealer or an experienced radio/TV technician for help.

The device has been evaluated to meet general RF exposure requirement. The device can be used in portable exposure condition without restriction.



*More Styles for Your Choice!*