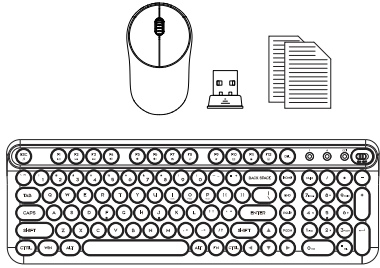
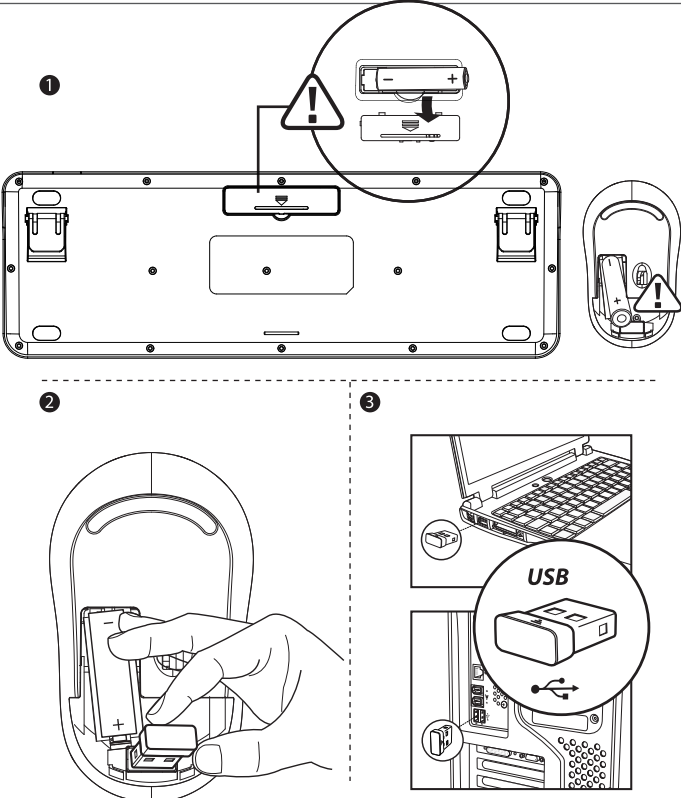


K03
Product user guide



The package includes:

- ▶ Wireless Keyboard and Mouse
- ▶ Mini receiver
- ▶ Quick start guide



1. Open the battery cover and insert the battery, ensuring the positive and negative terminals are oriented correctly.

2. Remove the receiver (connector).

3. Insert it into the USB port on your computer.

Basic Parameters

Mouse basic parameters:

Wireless data transmission: 2Mbps
Frequency: 2403MHZ-2479MHZ
Channel: 16
Engine: no light
Distance: 20m
Working voltage: 1.5V
Working current: 11mA
Mouse button life: more than 3 million
Mouse size: 106x62x40mm

Mouse tracking performance:

Mouse resolution: 1500DPI
Mouse return rate: 500Hz

System requirements

System combination
IBM or compatible: calculator
Windows: 2000/XP/Vista/7/8/10
Mac OS: X.0 (more than V10.4)
A workable USB interface

Mouse step operating current:

Working current = 11mA
Standby current = 1.3mA
Sleep current = 50uA
No reception status <30uA

Keyboard basic parameters:

Frequency: 2.405G~2.475GHZ
Channel: 8
Distance: 8-10m
Working voltage: 2.2~3.2V
Working current: < 5mA
Keyboard button life: More than 8 million
Keyboard size : 404.4x135x34.6mm

Warning:

This device complies with Part 15 of the FCC Rules. Operation is subject to the following two conditions: (1) this device may not cause harmful interference, and (2) this device must accept any interference received, including interference that may cause undesired operation.

Changes or modifications not expressly approved by the party responsible for compliance could void the user's authority to operate the equipment.

NOTE: This equipment has been tested and found to comply with the limits for a Class B digital device, pursuant to Part 15 of the FCC Rules. These limits are designed to provide reasonable protection against harmful interference in a residential installation. This equipment generates, uses and can radiate radio frequency energy and, if not installed and used in accordance with the instructions, may cause harmful interference to radio communications. However, there is no guarantee that interference will not occur in a particular installation.

If this equipment does cause harmful interference to radio or television reception which can be determined by turning the equipment off and on, the user is encouraged to try to correct the interference by one or more of the following measures:

- Reorient or relocate the receiving antenna.
- Increase the separation between the equipment and receiver
- Connect the equipment into an outlet on a circuit different from that to which the receiver is connected.
- Consult the dealer or an experienced radio/TV technician for help

NOTE: This device and its antenna(s) must not be co-located or operation in conjunction with any other antenna or transmitter

The device has been evaluated to meet general RF exposure requirement. The device can be used in portable exposure condition without restriction.

Warranty term

The equipment is provided with a limited product hardware warranty service for 1 year from the date of purchase.

Security reminder

Please do not open or repair the equipment. Please do not use the equipment in a wet environment. Please wipe the equipment using the dry cloth.

Warranty restrictions


The limited warranty doesn't cover the problems or damages due to the following causes:

(1) Accidents, misuse, improper operation, or any unauthorized maintenance, modification or dismantling;
(2) Improper operation or maintenance, violation of the product description during the application or improper connection of voltage source;

Compensation

(1) In case of quality problems within 7 days, according to the "three guarantees" stipulated by the country, the hardware will be returned to the purchase place under the intact appearance and packaging of the product, and the payment for the bought hardware will be returned when presenting the valid voucher for purchase.
(2) In case of quality problems within 60 days, the hardware product can be replaced at the purchase place or repaired at the specified repairing block, and the expiration date of the replaced hardware is the remaining days.
(3) In case of quality problems within 1 year, the product can be repaired at the specified repairing block.

warranty period		date	Maintenance situation
Date of purchase			
Where to buy			
Product Serial Number			
Product Number			
stamp			



审核：

批准：