

### Connect the phone

#### Step 1:

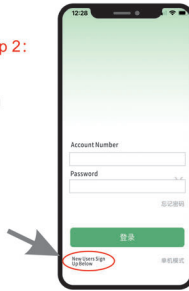
Scan the QR code, open the browser to download the APP, and turn on the bluetooth of your phone.



#### Step 2:

New Users Sign Up Below

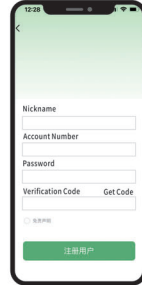
Enter one's account number password



#### Step 3:

New User Registration

Enter nickname and account password

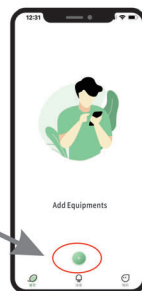


#### Step 4:

Add equipment click+mark

Enter equipment number: 4499

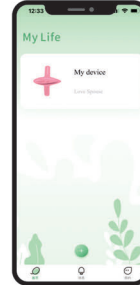
Manually Binding devices



#### Step 5:

Bound Devices

Turn on Bluetooth and click the device to use

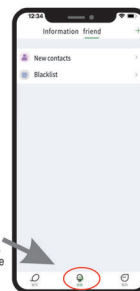


#### Step 6:

Add friends

Click the Messages button and select + in the upper right corner to add friends

After becoming good friends, the couple can interact with each other -- turn on the Shanghai-New York Bluetooth, and connect friends to massage in interactive mode to achieve climax



### Product display



### After-sales service

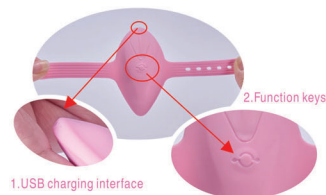
To ensure that you can enjoy the after-sales service, please keep the invoice or receipt.

If you have any quality problems during the warranty period, please contact the company in time, we will be dedicated to provide you with efficient, quality service. If the product cannot be used due to damage or unauthorized disassembly by users themselves, the company cannot provide warranty service.

This massager is designed and manufactured by adult products research and development institute. The product has applied for a number of domestic and foreign patents, its design graphics and text copyright belongs to the company!

### Function Introduction

1. USB charging interface
2. Function keys: long press for 1 second to turn on the vibration massage function immediately, and long press for 1 second to turn off (short press for switching 10 frequencies).



### Matters need attention

As the most intimate partner of the majority of users, it is the common responsibility of users and us to use this massager safely and healthily. Now we remind relevant users of the following matters:

1. This product is for personal use, for your health, please do not share it with others.
2. This massager vibrates with different frequencies to meet the needs of different users. Please stop using it immediately if you feel uncomfortable or allergic when using it.
3. If this product is used to stimulate the anus, please use it with caution, otherwise, it will cause harm to your body. Before using, it is best to cooperate with lubricating products, which will have a better effect.
4. Before using the massager, if the head is not smooth enough or has sharp corners, please stop using the product immediately.
5. If you feel uncomfortable during use, please stop it immediately.
6. Keep the massager and its components out of reach of children and pets. If the parts are accidentally swallowed by children or pets, please go to a nearby hospital immediately.

### Care & Maintenance

1. Please use neutral soap and water to clean and dry it before and after each use. Take it away from extreme high or low temperature environment.
2. Please store this product in a cool, ventilated and dry place to ensure that the product is protected from direct sunlight, high temperature, heavy pressure, humidity and pollution.

### Product information table

Product name	Follow your heart
Product size	16.5x8x2mm
Product color	Pink, Rose-red, Purple, Black
Product material	ABS+Silica gel
Power supply mode	USB
Maximum noise value	85 Decibel

### Charge Description

1. Use its own charging cable to charge the product before your first using.
2. Align the charging cable with the DC charging hole of the product, and then insert it to charge. The light flashes when charging. The light is on when the battery is full, and manually press for 1 second to close.



(Note: At the first use, there may be no air hole in the DC port of the product, so you need to insert it with a little force.)

### Basic understanding

1. Preparation for use
2. Sufficient charge
3. Wash and dry
4. Ready for lubrication

### Follow your heart



### Product Description

#### Versions 1.0

This device complies with part 15 of the FCC Rules. Operation is subject to the following two conditions: (1) this device may not cause harmful interference, and (2) this device must accept any interference received, including interference that may cause undesired operation. Any changes or modifications not expressly approved by the party responsible for compliance could void the user's authority to operate the equipment.

NOTE: This equipment has been tested and found to comply with the limits for a Class B digital device, pursuant to Part 15 of the FCC Rules. These limits are designed to provide reasonable protection against harmful interference in a residential installation. This equipment generates, uses and can radiate radio frequency energy and, if not installed and used in accordance with the instructions, may cause harmful interference to radio communications.

However, there is no guarantee that interference will not occur in a particular installation. If this equipment does cause harmful interference to radio or television reception, which can be determined by turning the equipment off and on, the user is encouraged to try to correct the interference by one or more of the following measures:

- Reorient or relocate the receiving antenna.
- Increase the separation between the equipment and receiver.
- Connect the equipment into an outlet on a circuit different from that to which the receiver is connected.
- Consult the dealer or an experienced radio/TV technician for help.

The device has been evaluated to meet general RF exposure requirement. The device can be used in portable exposure condition without restriction