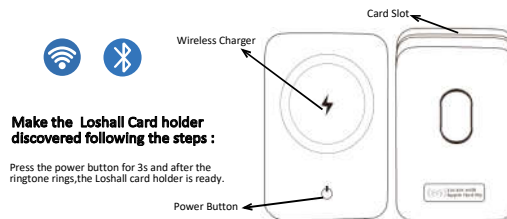


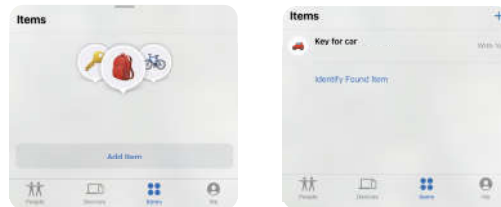
## Loshall Card Holder Operating Instructions on Apple Find My App

To use the Apple Find My app to locate this item, the latest version iOS, iPadOS, or macOS is recommended.

### How to set up Loshall Card holder in the Apple Find My app:



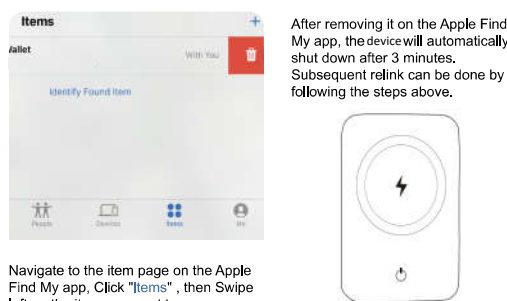
Turn on the Apple Find My app



Click "Add Item", then click "Add Other Supported Item" then follow the instructions shown. The name displayed in the popup for this device is "Lucky Bag".

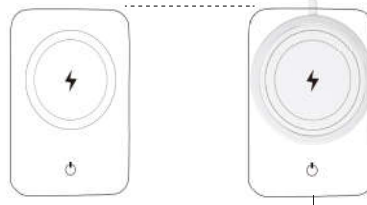
If you have added other items, you need to click on the "+" sign at the top right and enter it by clicking on "Add Other Items".

### How to remove this device from the Apple Find My app:



Navigate to the item page on the Apple Find My app. Click "Items", then Swipe left on the item you want to remove.

## II Charge your card Holder



Ensure that the charging position is aligned with the wireless charger

The bell rings and the device commences charging; When the device is fully charged, it will ring four times. Disconnecting the charge halfway will also result in a ring.

### Safe electronic disposal

The earth is our common home and LOSHALL attaches great importance to protecting the cleanliness of the environment and avoiding its pollution. When your device reaches the end of their useful life, please dispose of at your local waste center to be recycled and properly discarded.

### How to restoring the factory setting.

Click the power button four times, and then press the power button for some seconds long; When the ringtone sounds, the restoring is completed.

## III Warning

1. This product is not a toy or edible.
2. Obstacles or large metal objects can interfere with the Bluetooth signal.
3. This product has a built-in lithium battery. Please do not put this product directly on fire or any place near heat or fire, otherwise, the product may be damaged or malfunctioned, or even be dangerous.

## IV Disclaimer

This is neither an anti-theft nor an anti-lost device. This device provides the last detected location.

## V Limited warranty

Loshall offers a one-year limited warranty against product defects, effective from the time of delivery.

Product defects do not include those resulting from accidents, product modification, or failure to follow instructions for use.

**FCC Warning:**

This equipment has been tested and found to comply with the limits for a Class B digital device, pursuant to part 15 of the FCC Rules. These limits are designed to provide reasonable protection against harmful interference in a residential installation. This equipment generates, uses and can radiate radio frequency energy and, if not installed and used in accordance with the instructions, may cause harmful interference to radio communications. However, there is no guarantee that interference will not occur in a particular installation. If this equipment does cause harmful interference to radio or television reception, which can be determined by turning the equipment off and on, the user is encouraged to try to correct the interference by one or more of the following measures:

- Reorient or relocate the receiving antenna.
- Increase the separation between the equipment and receiver.
- Connect the equipment into an outlet on a circuit different from that to which the receiver is connected.
- Consult the dealer or an experienced radio/TV technician for help.

**Caution:** Any changes or modifications to this device not explicitly approved by manufacturer could void your authority to operate this equipment.

This device complies with part 15 of the FCC Rules. Operation is subject to the following two conditions:

(1) This device may not cause harmful interference, and (2) this device must accept any interference received, including interference that may cause undesired operation.

This equipment complies with FCC radiation exposure limits set forth for an uncontrolled environment. This equipment should be installed and operated with minimum distance 0cm between the radiator and your body.