

I Loshall Card Operating Instructions on Apple Find My App

To use the Apple Find My app to locate this item, the latest version iOS, iPadOS, or macOS is recommended.

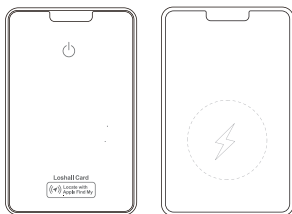
How to set up Loshall Card in the Apple Find My app:

First make sure WiFi and Bluetooth are turned on

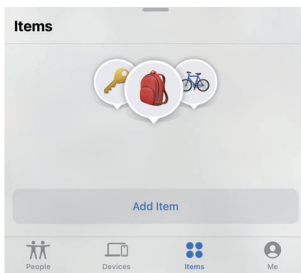


Make the Loshall Card discovered following the steps :

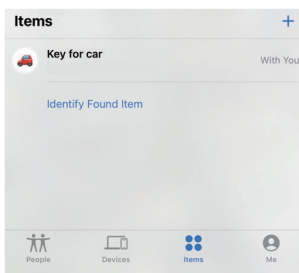
Click the power button, after the ringtone rings and the Controlling light blinks in white, the Loshall card is ready.



Turn on the Apple Find My app

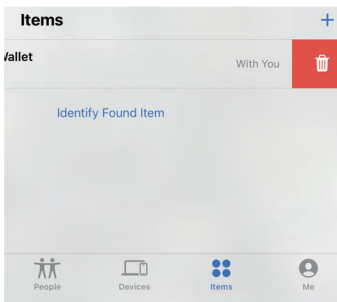


Click "Add Item", then click "Add Other Supported Item" then follow the instructions shown.




If you have added other items, you need to click on the "+" sign at the top right and enter it by clicking on "Add Other Items".

How to remove items from the Apple Find My app:



Navigate to the item page on the Apple Find My app, Click "Items", then Swipe left on the item you want to remove.

After removing it on the Apple Find My app, the Card will automatically shut down after 3 minutes. Subsequent relink can be done by following the steps above.



Unable to be linked

FCC Warning:

This equipment has been tested and found to comply with the limits for a Class B digital device, pursuant to part 15 of the FCC Rules. These limits are designed to provide reasonable protection against harmful interference in a residential installation. This equipment generates, uses and can radiate radio frequency energy and, if not installed and used in accordance with the instructions, may cause harmful interference to radio communications. However, there is no guarantee that interference will not occur in a particular installation. If this equipment does cause harmful interference to radio or television reception, which can be determined by turning the equipment off and on, the user is encouraged to try to correct the interference by one or more of the following measures:

- Reorient or relocate the receiving antenna.
- Increase the separation between the equipment and receiver.
- Connect the equipment into an outlet on a circuit different from that to which the receiver is connected.
- Consult the dealer or an experienced radio/TV technician for help.

Caution: Any changes or modifications to this device not explicitly approved by manufacturer could void your authority to operate this equipment.

This device complies with part 15 of the FCC Rules. Operation is subject to the following two conditions:

(1) This device may not cause harmful interference, and (2) this device must accept any interference received, including interference that may cause undesired operation.

This equipment complies with FCC radiation exposure limits set forth for an uncontrolled environment. This equipment should be installed and operated with minimum distance 0cm between the radiator and your body.