产品名称：Typhur Sync Gold Dual Wireless Thermometer
产品代号：WT05

文件名称：WT05 美版说明书
文件尺寸：82*70mm
装订方式：骑马钉装订

| 版本号 | 变更时间 | 变更说明 | 变更人 | 备注 |
|---|---|---|---|---|
| v1.0 | 2024年4月1日 | 新建 | / | 无 |
| v1.1 | 2024年4月3日 | 产品图修改 | / | 无 |
| v1.2 | 2024年4月3日 | 文件转曲 | / | 无 |
| v1.3 | 2024年4月25日 | 内容修改，UI图修改 | PM | 无 |
| v1.4 | 2024年4月30日 | 产品名修改 | 市场 | 无 |

82 mm

70 mm

Typhur

Typhur Sync Gold Dual

# User Manual

v1.0

Scan the QR code to download the latest user manual

Activate your **3-year** warranty within **30 days** after purchase with the QR code :


Important Safeguards ..... P02
Diagram ..... P03
Specifications ..... P05
Using for the First Time ..... P06
Operation ..... P07
Cooking ..... P12
Troubleshootings ..... P16
Certification ..... P17
Support ..... P19


## Important Safeguards

Please read this entire manual before using your Typhur Sync Gold Dual. Failure to follow these instructions could result in property damage or bodily injury.

**CAUTION**

**DO NOT** use the Probe when cooking at temperatures above 932°F/500°C for 2 minutes.
**DO NOT** place the Device Base unit directly on the grill cover or close to any hot surface.
**DO NOT** use the Probe in a microwave or pressure cooker.
**DO NOT** use cleaning products containing alcohol, ammonium, benzene, or abrasives, all of which could damage the device.
**DO NOT** submerge the Probe in water for long periods of time.
**DO NOT** run the Probe under cold water immediately after cooking. Let the probe cool down prior to washing.

The Device Base is **NOT** waterproof and should not be submerged in water or placed in the dishwasher. The probe is SHARP! Care should be exercised when handling the probe. This appliance should **NOT** be used by or near children under 8 years old or individuals with certain disabilities. Children shall **NOT** play with the appliance. Cleaning and user maintenance shall **NOT** be made by children without supervision.

If the Probe falls into a fire or direct heat source, turn off the cooking appliance and close the lid immediately. Allow the Probe to cool completely before removing.

Carefully remove the Probe from the cooked meat, taking caution as it may be hot.

The Device Base shall only be supplied with safety extra-low voltage (SELV) corresponding to the marking on the appliance.

**SAVE THESE INSTRUCTIONS**



## Diagram

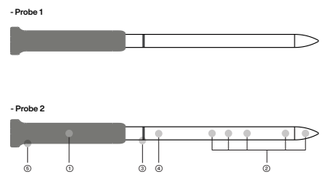


① **Ambient Temperature Sensor** (Ambient Max 932°F / 500°C)
② **Internal Temperature Sensor 1 - 5** (Internal Max 221°F / 105 °C)
③ **Safety Line**
④ **Stainless Steel**
⑤ **High-density Ceramic Handle**



① **2.4" TFT Screen**
② **Touch Capacitive Control**
③ **Type-C USB** (5V 1400mA minimum required)
④ **Probe Icon** (Identify each Probe through the number)
⑤ **Stand**

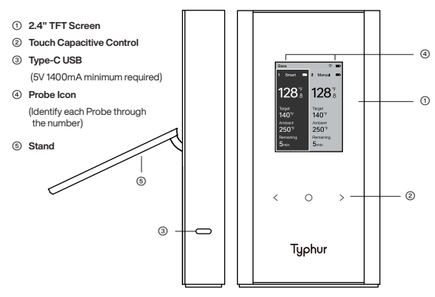




## Specifications

**Probe**

| | |
|---|---|
| Number of Temperature Sensors | 6 (5 Internal and 1 Ambient) |
| Temperature Range | Internal 32°F - 221°F / 0°C-105°C<br>Ambient 32°F-932°F / 0°C-500°C |
| Accuracy | Internal ±0.5°F/0.3°C |
| Dimensions | 5.08" × 0.22" |
| Water Resistance | IPx8 |
| RF Output Power | 13dBM |
| Probe Material | Stainless Steel + Ceramic |

**Device Base**

| | |
|---|---|
| Display | 2.4" TFT LCD |
| Dimensions | 6.0 × 3.1 × 0.9 inches |
| Water Resistance | IPX2 |
| Connection | Bluetooth/Wi-Fi (device only supports 2.4 GHz Wi-Fi)/Sub 1G |
| Sleep Mode | Device will automatically enter default Sleep Mode after 5 minutes if the Probe is removed |

*This appliance contains batteries that are non-replaceable.



## Using for the First Time:

1. Before using your Typhur Sync Gold Dual, ensure the product is fully charged and you have reviewed the important safety information.

2. Download the free Typhur App for iOS or Android.

US

3. Insert the probe completely into the meat, ensuring that it passes the safety line but does not exceed the ceramic handle and that the internal sensors are in the center of the meat.

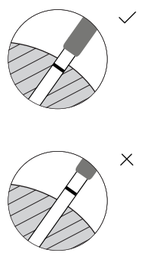



## Operation

**Panel Instructions**

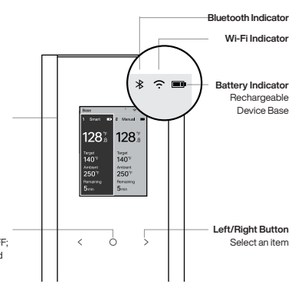




## Power Control

**Power On:** To power on the Device Base, press the "O" button for 3 seconds. The Device Base will activate and the buttons will illuminate.

**Power Off:** Press and hold the "O" button for 3 seconds to shut down the screen. When cooking, select "Stop" on the screen prompt of "Stop the Current Cooking" to power off the Device Base. The Probe will automatically power off after 5 minutes of being plugged into the Device Base.






**Sleep Mode:** The Device Base automatically enters default Sleep Mode after 5 minutes of Probe inactivity. The default Sleep Mode time can be changed via the Typhur App.

When in Sleep Mode, the display turns off, the "<" and ">" buttons cease to illuminate, and the "O" button emits a pulsing light.

**Screen Lock Mode:** The screen will enter locked mode after 30 seconds of inactivity on the main page. To unlock the screen, simply touch any key. The screen will then return to its previous state.

**Select language**

Press the "O" button to select the language.

## Pair the Typhur App

For first-time use, you can scan the QR code on the Device Base to download and install Typhur APP.

Install Typhur APP to monitor and control this device.

Open the Typhur App on your smartphone or tablet.

Tap on "Devices" and select "Add Device". Select Typhur Sync Gold Dual and follow the instructions to pair your device.

**Connectivity**

**Wi-Fi connection (highly recommended)**

The device will actively connect to Wi-Fi when within range of a Wi-Fi signal. This ensures that the Typhur App instantly receives any messages from the Device Base. The device will display the signal strength of the currently connected Wi-Fi network through the "Wi-Fi" icon.

**Bluetooth connection**

The device can also connect to and push messages to the Typhur App via Bluetooth. However, this connection method does not guarantee that the app will receive all messages instantaneously. Please note that the Wi-Fi connection is more reliable than the Bluetooth connection.



## Restore Factory Settings

Press "<" and ">" simultaneously for 5 seconds to enter the "Reset" mode. Follow the prompts to complete the operation.






## Cooking

**Temperature Setting**

Unplug either Probe to be used, and the Device Base's screen will display the "Set up cook" prompt.

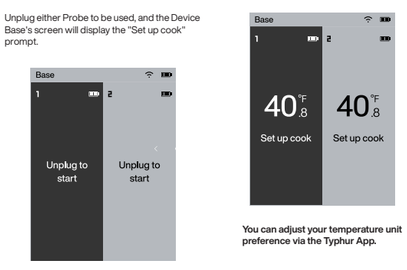


**You can adjust your temperature unit preference via the Typhur App.**



## Smart Mode

Smart Mode will predict when the meat should be removed from the heat source, based on its target temperature and the rate of warming. You will be alerted when the meat is both removed from the heat and when it is ready to serve.

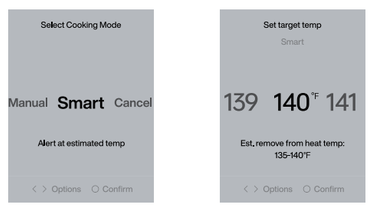




## Manual Mode

Receive alerts only when the temperature reaches the set temperature.

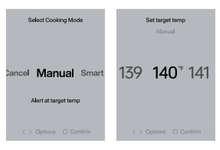


## Cooking States

**Remove from heat:** This state indicates that the food should be removed from the heat source.

**Resting:** The food has entered a resting state, allowing the residual heat to continue to rise.

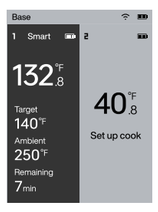


**Ready:** The food is cooked and ready to be served. Click "O" button to end the cooking process.

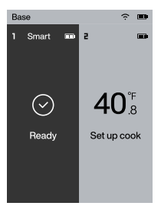






## Troubleshootings

| Device Base Prompt | Possible Cause | Solution |
|---|---|---|
| "Probe Battery Low" | The Probe's battery power is at a low level. | Plug the Probe into the Device Base to charge it. |
| "Device Battery Low" | The Device Base's battery power is at a low level. | Use the included Type-C USB cable to charge the Device Base. |
| "Overheating" | The Probe has been exposed to an overheated environment. | Remove the Probe from the heat source and allow it to cool down before using it again. |
| "Error 403" | There may be a software, hardware, sensor, or communication failure. | Contact our customer support team for assistance. They will be able to help you diagnose and resolve the issue. |



## Certifications

**Contains FCC ID:** 2BEFM-WT1000R
**Contains IC:** 31884-WT1000R
**FCC ID:** 2BEFM-WTP3000
**IC:** 31884-WPTP3000

**For Europe:**
Frequency band of operation is 2400 to 2483.5 MHz.Maximum transmit power less than 20 dBm EIRP.

[Typhur Inc.] hereby declares that the radio equipment type [WT05] is in compliance with Directive 2014/53/EU. The full text of the EU declaration of conformity is available at the following Internet address: https://explore.typhur.com/ce-declaration.

**FCC Statement:**
This device complies with part 15 of the FCC Rules. Operation is subject to the following two conditions:
(1) This device may not cause harmful interference, and
(2) This device must accept any interference received, including interference that may cause undesired operation.

This equipment has been tested and found to comply with the limits for a Class B digital device, pursuant to part 15 of the FCC Rules. These limits are designed to provide reasonable protection against harmful interference in a residential installation. This equipment generates uses ard can radiate radio frequency energy and, if not installed and used in accordance with the instructions, may cause harmful interference to radio communications. However, there is no guarantee that interference will not occur in a particular installation. If this equipment does cause harmful interference to radio or television



reception, which can be determined by turning the equipment off and on, the user is encouraged to try to correct the interference by one or more of the following measures:
Reorient or relocate the receiving antenna.
-Increase the separation between the equipment and receiver.
-Connect the equipment into an outlet on a circuit different from that to which the receiver is connected.
-Consult the dealer or an experienced radio/TV technician for help.

**CAUTION:** The user is cautioned that changes or modifications not expressly approved by the party responsible for compliance could vold the user's authority to operate the equipment.

**FCC Radiation Exposure Statement:**
The device compiles with RF specifications when used near your body at a dlstance of 10 mm. Ensure that the device accessorles, such as a device case and device holster, are not composed of metal components. Keep the device away from your body to meet the distance requirement.

**FCC Supplier's Declaration of Conformity**
**Product Name:** Typhur Sync Gold Dual Wireless Thermometer
**Model number:** WT05
**Suppliers Name:** Typhur Inc.
**Suppliers Address (USA):** 2890 Zanker Rd, Suite 120, San Jose, CA 95134
**Suppliers contact mail:** allen.f@typhur.com



**ISED Statement**
This device contains licence-exempt transmitter(s)/receiver(s) that comply with Innovation, Science and Economic Development Canada's licence-exempt RSS(s). Operation is subject to the following two conditions:
(1) This device may not cause interference.
(2) This device must accept any interference, Including interference that may cause undesired operation of the device. This equipment complies with Industry Canada radlation exposure limits set forth for an uncontrolled environment.

**ISED Radiation Exposure Statement**
The device complies with RF specifications when used near your body at a distance of 10 mm. Ensure that the device accessorles, such as a device case and device holster, are not composed of metal components. Keep the device away from your body to meet the distance requirement.

This symbol, affixed to the product or its packaging, Indicates that the product must not be processed with household waste. It must be brought to an electric or electronic waste collection point for recycling and disposal. By ensuring the Appropriate disposal of this product you also help in preventing potentially negative consequences for the environment and human health. The recycling of materials helps preserve our natural resources. For further Information regarding the recycling of this product, please contact your municipality, local waste disposal center, or the store where the product was purchased.

**Support**
**Please contact our Customer Support Team if you have any questions.**
**: 1(888) 838-6563 (USA)**
**: support@typhur.com**
**: www.typhur.com/contact-us (USA)**



**Typhur Privacy Statement**

We value your privacy and personal data rights, and we, Typhur Inc.are the entity responsible for the collection,use, and disclosure of information under our Privacy Statement. For more details, please visit https://www.typhur.com/privacy-statement.

**Terms of Service**

For details about Typhur Terms of Service, please visit https://www.typhur.com/terms-of-service

**Refund & Return Policy**

Typhur has a 30-calendar day hassle-free return policy.
For more details please visit: https://www.typhur.com/refund-and-return

**3-Year Warranty**

Activate your 3-year warranty within 30 days after purchase with the QR code below:

Full details are stated in Typhur's warranty policy at www.typhur.com/warranty.



Typhur