BT-10蓝牙音箱
产品使用说明

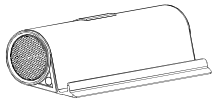

产品型号:BT-10

感谢您选用BT-10蓝牙音箱,为了使本产品发挥全部性能,请您在使用前详细阅读使用说明。

产品特点

-无线蓝牙音箱,支持蓝牙连接与AUX音频输入。
-人性化卡槽设计,适用于ipad,mini,iphone,三星等超薄智能手机。
-外形简约时尚,做工精致,金属质感,独特的风格彰显个性。
-专业的立体声设计,超好音质,随时享受音乐带给您的心动。
-外出携带摆放方便,旅游居家最佳伴侣。

功能指示图

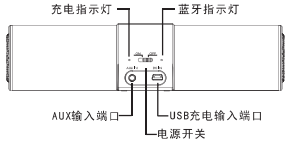

功能特性

-蓝牙无线技术
支持蓝牙音乐播放器.
-AUX音源输入
支持连接电脑、手机、MP3、PAD、PSP等音源设备,作为外置音箱使用.
-充电功能
使用USB MICRO线接输入充电,广泛的兼容性

指示灯说明

蓝灯快闪: 正在搜索上次连接到音箱的设备.
蓝灯常亮: 音箱正在工作状态.

操作方法

一.蓝牙连接配对

1.开关拨到ON位置,打开音响电源,音箱发出"嘟"一声开机,自动搜索上一次连接到此音箱的蓝牙设备.

温馨提示:
如果搜索到设备则自动连接上,进入搜索设备状态,音箱会发出"嘟"提示音,此时在打开了蓝牙的设备上会有配对连接提示.

2.手动搜索音箱:打开手机或其它蓝牙设备,搜索"BT-10",并选择连接此设备.当音箱发出"嘟"提示音,表示蓝牙已经正确连接.

二.音源输入

开关拨到ON位置,将3.5mm音频线连接本机AUX IN接口和音频输入设备(如电脑、手机、MP3)耳机插孔,即可作为外部音源音箱使用.

三.使用笔记本电脑的操作方法:

由于笔记本蓝牙版本繁多,连接方法均不同,如首次使用无法连接播放时,应在笔记本电脑上安装新版的蓝牙驱动,如有连接配对困难时,请拨打公司的售后服务电话或向有电脑操作经验人士寻求帮助。

充电方法

在开机使用状态当电池电量即将耗尽时,蓝牙音响每30秒发出一次提示音,表电池电量过低,此时您将USB线一端插入PC机中或是其标准USB电源适配器.另一端插入蓝牙音响的充电口接口中(DC IN),蓝牙音响开始充电.充电时音箱上红色指示灯会亮起.红灯熄灭时表示电池已充满,您可断开充电器和设备的连接.

再进行使用本产品.

注意事项

-在使用本产前必须先仔细阅读使用说明书.
-请勿用力摔打本产品.
-请勿在高温下存放本产品.
-在本产品提示电量低时请及时充电,充满电时请及时拔充电连接器.
-如有连不上机时请查看蓝牙音响是否打开,或其它蓝牙设备是否打开在对机状态.
-在充电时请关闭蓝牙,建议不要使用蓝牙音响,充满电后再使用.

规格参数

产品型号:BT-10
蓝牙规格:Bluetooth V4.2 +EDR
支持蓝牙协议:HFP HSP A2DP Profile
有效无线距离:≤10M(因环境因素及连接的蓝牙设备不同而不同)
频率范围:2.4G-2.480GHZ
发射功率:4dB
接收灵敏度(TYP):-90dBm
输出功率:3W*2
音频信噪比:>75dB
USB充电电压:DC 5V
工作电压:3.7V
内置电池:锂电池1200mAh
播放时间:10小时(60%音量)
音频输入:蓝牙、AUX
产品规格:205X81X49mm
单机净重:313g

包装部件

-音箱1台
-3.5mm音频线:1条
-USB电源线:1条
-说明书:1份
-包装盒:1套

BT-10 Bluetooth Speaker
Product description

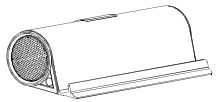

Product model: BT-10

Thank you for choosing the hands-free Bluetooth speaker. In order to use the product better, please carefully read the instructions before use.

Product feature

-Wireless stereo Bluetooth Speaker, Support Bluetooth connection and AUX audio input.
-Humanized design of card slot, suitable for ipad, mini, iphone, and Samsung phones.
-Simple and fashionable appearance, exquisite workmanship,metal texture,unique style shows personality.
-Professional stereo sound design with perfect sound, enjoy music at any moment.
-Convenient to carry out,suitable for use at home and travel.

Operation instruction

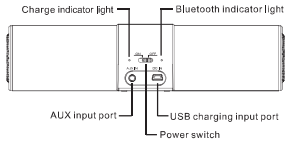

Functions and features

-Bluetooth wireless technology:
support Bluetooth music player.
-AUX audio input:
Support computer, phone, MP3, PAD, PSP connection.
-Charging:
Use USB MICRO cable, wide compatibility.

Working indicator light

-Blue light quick flashing: search the device that connected to the speaker last time.
-Blue light normally on: speaker working.

Operation method

Bluetooth Pairing

1.Switch to the ON position,turn on the power, when the speaker makes a sound"du", it automatically search the Bluetooth devices that connected to the speakers last time.

Warm prompt:
If it can search the devices, the speaker will connected automatically; Entering search device state,the speaker will make a sound "du",at that time, the opened Bluetooth device will have matching connection prompt..

2.Manual search bluetooth speaker: turning on your phone or other Bluetooth device, search "BT-10", choose "connect". When the speaker makes a sound "du", it shows blue-tooth connect correctly.

Audio Inputs
Switch to the"on" position, connect 3.5mm audio cable with AUX IN interface and Audio-output device (computer,phone, MP3), it can be used as an external audio source speaker.

Operation method of pairing with laptop
Because of many laptop Bluetooth version, the connection methods are different. If can't connect with it at first time, the new version of Bluetooth driver should be installed on a laptop. If there is any connection matching difficulty, please call after-sales service of the company or ask experienced computer operating person for help.

Charging method

In operation state, when the battery is about to run out, Bluetooth speaker will make a prompt sound every 30 seconds,remind battery is too low,at this point you insert USB cable one end into the PC or the standard USB power adapter, insert the other end into the Bluetooth speaker charger port,Bluetooth speaker started charging.The red indicator light means it is charging.The red light off means the battery is full.You can disconnect the charger and the device,and then to use this product.

-Please read the instructions carefully before use the product.
-Please don't throw or beat the product.
-Please don't put the product at high temperature.
-When prompt low power, please recharge in time. Please timely pull out charging connector when the battery fully charged.
-If the speaker can't connect with the device, please check whether the Bluetooth turn on, or other Bluetooth devices is opened.
-Please turn off Bluetooth when charging, suggest don't use Bluetooth speaker before the battery fully charged.

Parameter specification

Product model: BT-10
Bluetooth version : Bluetooth 4.2+EDR
Support Bluetooth protocol : HSP, HFP, A2DP, profile
Effective wireless distance: ≤10 (different for environmental factors the connection to the Bluetooth devices)
Frequency range : 2.4G-2.480GHZ
Transmitted power : 4dB
Receive sensitivity : -90dBm
Output power : 3W*2
SNR : ≥75dB
USB charging voltage:DC 5V
Battery :the lithium battery 1200mAh
Operating voltage : 3.7V
Play duration:10h (60% percent of the volume)
Product specification :205X81X49mm
Audio input : Bluetooth/AUX
Weight: 313g

Packaging components

-a speaker
-a 3.5mm audio line
-a USB power line
-a Specification
-a Packing box

FCC Warning

This device complies with part 15 of the FCC Rules. Operation is subject to the following two conditions:(1) This device may not cause harmful interference, and (2) this device must accept any interference received, including interference that may cause undesired operation.

Any Changes or modifications not expressly approved by the party responsible for compliance could void the user's authority to operate the equipment.

This equipment has been tested and found to comply with the limits for a Class B digital device, pursuant to part 15 of the FCC Rules. These limits are designed to provide reasonable protection against harmful interference in a residential installation. This equipment generates uses and can radiate radio frequency energy and, if not installed and used in accordance with the instructions, may cause harmful interference to radio communications. However, there is no guarantee that interference will not occur in a particular installation. If this equipment does cause harmful interference to radio or television reception, which can be determined by turning the equipment off and on, the user is encouraged to try to correct the interference by one or more of the following measures:
- Reorient or relocate the receiving antenna.
- Increase the separation between the equipment and receiver.
- Connect the equipment into an outlet on a circuit different from that to which the receiver is connected.
- Consult the dealer or an experienced radio/TV technician for help.

FCC RF exposure statement:
The device has been evaluated to meet general RF exposure requirement. The device can be used in portable exposure condition without restriction.