



**SGS-CSTC Standards Technical Services Co., Ltd. Shenzhen Branch**

SZEMC-TRF-A04 Rev.A/0

Page: 1 of 6

# Appendix

## Test Setup Photos

### for SZCR2401000016AT

FCC ID: 2BEENHY-MHR202



SGS-CSTC Standards Technical Services Co., Ltd.  
Shenzhen Branch Testing Center EMC Laboratory

Unless otherwise agreed in writing, this document is issued by the Company subject to its General Conditions of Service printed overleaf, available on request or accessible at <https://www.sgs.com/en/Terms-and-Conditions>. Attention is drawn to the limitation of liability, indemnification and jurisdiction issues defined therein. Any holder of this document is advised that information contained hereon reflects the Company's findings at the time of its intervention only and within the limits of Client's instructions, if any. The Company's sole responsibility is to its Client and this document does not exonerate parties to a transaction from exercising all their rights and obligations under the transaction documents. This document cannot be reproduced except in full, without prior written approval of the Company. Any unauthorized alteration, forgery or falsification of the content or appearance of this document is unlawful and offenders may be prosecuted to the fullest extent of the law. Unless otherwise stated the results shown in this test report refer only to the sample(s) tested and such sample(s) are retained for 30 days only.

Attention: To check the authenticity of testing /inspection report & certificate, please contact us at telephone: (86-755) 8307 1443, or email: [CN.Doccheck@sgs.com](mailto:CN.Doccheck@sgs.com)

No.1 Workshop, M-10, Middle Section, Science & Technology Park, Nanshan District, Shenzhen, Guangdong, China 518057 t (86-755) 26012053 f (86-755) 26710594 www.sgs.com.cn  
中国·广东·深圳市南山区科技园中区M-10栋1号厂房 邮编: 518057 t (86-755) 26012053 f (86-755) 26710594 sgs.china@sgs.com


Member of the SGS Group (SGS SA)

### Test Setup Photo


#### Conducted Emissions at AC Power Line (150kHz-30MHz)




#### Radiated Spurious Emissions Below 1GHz



### Unwanted emissions in the spurious domain(1GHz-18GHz)




### Unwanted emissions in the spurious domain(18GHz-40GHz)






### Unwanted emissions in the spurious domain(40GHz-50GHz)




### Unwanted emissions in the spurious domain(50GHz-75GHz)



### Unwanted emissions in the spurious domain(75GHz-110GHz)



### Unwanted emissions in the spurious domain(110GHz-170GHz)



Unwanted emissions in the spurious domain(170GHz-200GHz)



- End of the Appendix -