产品清单

佩戴方法

首次使用

双路连接+同步

开启和连接

触控指令

抖音点赞和拍照功能

降噪模式

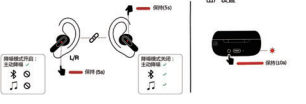

关闭



充电

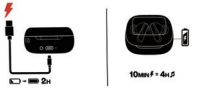

LED指示灯模式

开启与连接

测试项目	说 明
开机	开盖自动开机配对，也可手动开机长按开机键3S
关机	长按开机键5S或者入仓关机
TWS自配对模式	首次开机自动TWS配对
手机配对模式	开盖自动开机，TWS自动配对，主动进入配对状态，手动打开蓝牙设备搜索配对名：(V20)，(***) (xxx)

产品参数

蓝牙版本： V5.3
蓝牙距离： 10m
充电端口： Type-c
蓝牙频率： 2.402-2.480GHZ
额定输入： 5V=300mA
充电时间： 1.5h
音乐时间： 4.5h
通话时间： 4.5h
耳机电池容量： 30mAh
充电仓电池容量： 380mAh

Bluetooth

The Bluetooth word mark and logos are registered trademarks owned by Bluetooth SIG, Inc. and any use of such marks by HARMAN International Industries, Incorporated is under license. Other trademarks and trade names are those of their respective owners.

警惕长电热养成 最新少电三个月完全充电一次，电池寿命延长到原始容量的80%。

WARNING

请遵守以下注意事项以免导致火灾、触电、受伤、起火等引致损害广义理赔大伤害。
若不按照本重要指南提供指南说明及警告操作，生活或商业不需要法人责任。为避免可能对发生的伤害或人身不健康健康，并马上阅读本说分冲洗后及时就医治疗 如果感觉身体不舒适因身体感染原因，为避免可能出现诱伤或其他伤害 请马上将耳机冲洗干燥后，如果加长时间后仍旧不适 请立即就医治疗。
请使用附带的USB Type-C充电线进行充电，切勿使用其他充电线。切勿将耳机放置在高温或明火附近。切勿将耳机放置在潮湿环境中。切勿将耳机放置在高温或极端温度环境中。
请勿将耳机放置在易引起静电干扰的区域。请不要将本机暴露在高温或极端热度暴露下，如火焰烤炙，直射到阳光下，或放于高温下的汽车内部等高温场所等环境下放置。

This device complies with part 15 of the FCC Rules. Operation is subject to the following two conditions:
(1) this device may not cause harmful interference, and (2) this device must accept any interference received, including interference that may cause undesired operation. Any changes or modifications not expressly approved by the party responsible for compliance could void the user's authority to operate the equipment.
NOTE: This equipment has been tested and found to comply with the limits for a Class B digital device, pursuant to Part 15 of the FCC Rules. These limits are designed to provide reasonable protection against harmful interference in a residential installation. This equipment generates, uses and can radiate radio frequency energy and, if not installed and used in accordance with the instructions, may cause harmful interference to radio communications. However, there is no guarantee that interference will not occur in a particular installation.
If this equipment does cause harmful interference to radio or television reception,
which can be determined by turning the equipment off and on, the user is encouraged to try to correct the interference by one or more of the following measures:
-- Reorient or relocate the receiving antenna.
-- Increase the separation between the equipment and receiver.
-- Connect the equipment into an outlet on a circuit different from that to which the receiver is connected.
-- Consult the dealer or an experienced radio/TV technician for help.
The device has been evaluated to meet general RF exposure requirement. The device can be used in portable exposure condition without restriction

Inventory

Wearing method

First use

Dual connection+ synchronization

Open and Connect

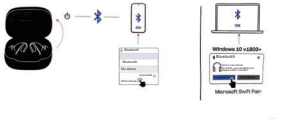

Touch command

Tiktok praise and photo function

TNoise Reduction Mode

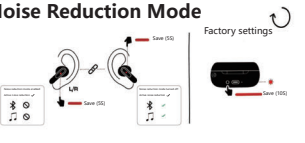

Close

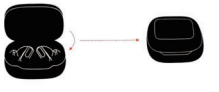

Charge

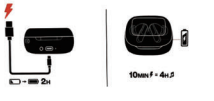

LED indicator light mode

Open and Connect

Test project	illustrate
Power on	Open the lid to automatically power on and pair, or manually power on by long pressing the power button for 3 seconds
Shutdown	Long press the power button for 5 seconds or enter the warehouse to shut down
TWS self pairing mode	Automatic TWS pairing upon initial startup
Mobile pairing mode	Open the lid to automatically turn on the device, TWS automatically pairs, actively enters pairing mode, and manually opens the Bluetooth device to search for pairing names (V20), (***) (xxx)

Product parameters

Bluetooth version: V5.3
Bluetooth distance: 10m
Charging port: Type-c
Bluetooth frequency: 2.402-2.480GHz
Rated input: 5V=300mA
Charging time: 1.5 hours
Music time: 4.5h
Talk time: 4.5 hours
Earphone battery capacity: 30mAh
Charging compartment battery capacity: 380mAh

Bluetooth

The Bluetooth word mark and logos are registered trademarks owned by Bluetooth SIG, Inc. and any use of such marks by HARMAN International Industries, Incorporated is under license. Other trademarks and trade names are those of their respective owners.

WARNING

Please follow the following precautions to avoid death or major injury caused by fire, electric shock, heat, fire, etc.
Please do not touch the leaking liquid of the rechargeable battery directly with your hands. If the leaked liquid accidentally enters the eyes, to avoid the possibility of blindness, please do not rub the eyes and immediately rinse thoroughly with water before seeking medical treatment. If the leaked liquid accidentally touches the body or clothing, to avoid burns or other injuries, please rinse immediately with water. If there is inflammation or other injuries to the skin, please seek medical treatment in a timely manner. Please do not use damaged or leaking batteries. If the battery is damaged or leaking, please stop using immediately, which may cause fires or other injuries, leading to pollution and damage in the surrounding area. Do not disassemble this machine by yourself to avoid causing malfunctions or electric shock. If you need to replace the rechargeable battery, or conduct internal inspections, repairs, etc., please contact the after-sales service center or the specialized store at the time of purchase in a timely manner. Please do not expose the device to high temperatures or around heating equipment, such as near flames, direct sunlight, or inside cars that are exposed to high temperatures for storage and placement.

This device complies with part 15 of the FCC Rules. Operation is subject to the following two conditions:
(1) this device may not cause harmful interference, and (2) this device must accept any interference received, including interference that may cause undesired operation. Any changes or modifications not expressly approved by the party responsible for compliance could void the user's authority to operate the equipment.
NOTE: This equipment has been tested and found to comply with the limits for a Class B digital device, pursuant to Part 15 of the FCC Rules. These limits are designed to provide reasonable protection against harmful interference in a residential installation. This equipment generates, uses and can radiate radio frequency energy and, if not installed and used in accordance with the instructions, may cause harmful interference to radio communications. However, there is no guarantee that interference will not occur in a particular installation.
If this equipment does cause harmful interference to radio or television reception,
which can be determined by turning the equipment off and on, the user is encouraged to try to correct the interference by one or more of the following measures:
-- Reorient or relocate the receiving antenna.
-- Increase the separation between the equipment and receiver.
-- Connect the equipment into an outlet on a circuit different from that to which the receiver is connected.
-- Consult the dealer or an experienced radio/TV technician for help.
The device has been evaluated to meet general RF exposure requirement. The device can be used in portable exposure condition without restriction