

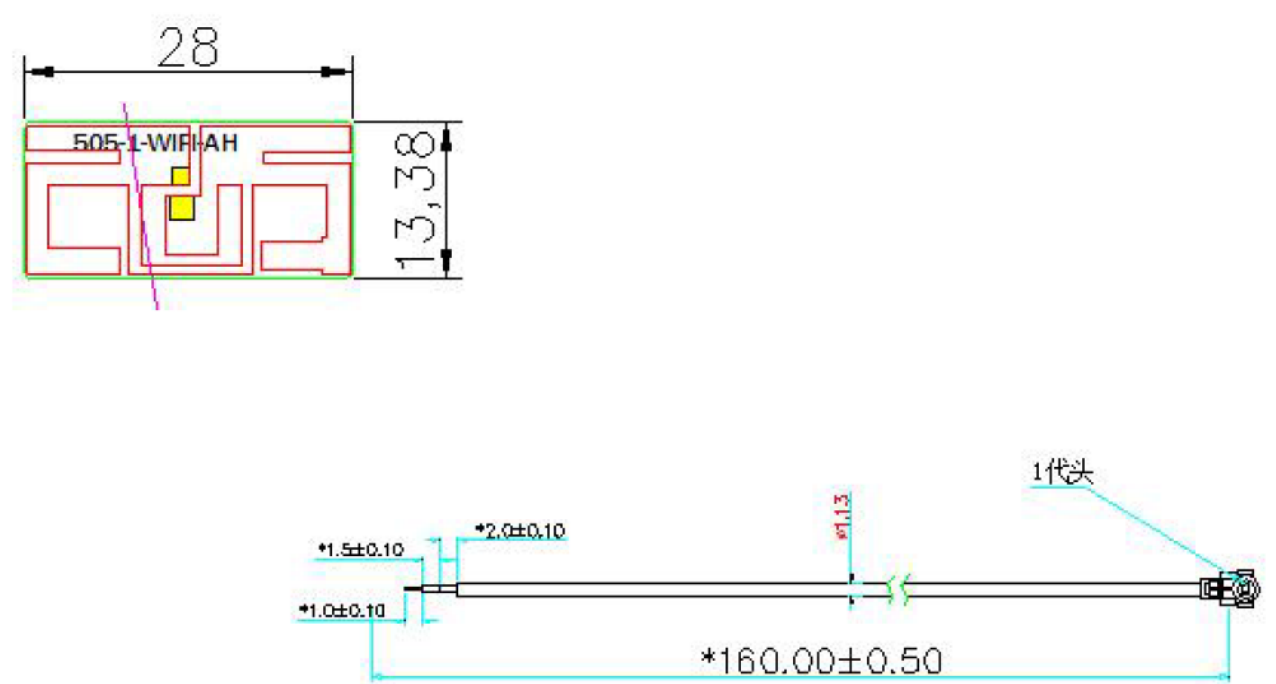
## **Product specification**

### **Quick Reference Date**

	FPC 天线
Model	GDT-SL--70
Frequency	2400~2500,
Ant. Port Input Pwr. (dBm)	0
Tot. Rad. Pwr. (dBm)	-2.3 (Input pwr – loss pwr)
Peak EIRP(dBm)	1.3
Directivity (dBi)	1 (all direction antenna)
Efficiency (dB)	-2.3 (58.5%)
Gain (dBi)	0 (Peak Gain XY-plane)
Maximum Power (dBm)	0 (XY-plane)
Minimum Power (dBm)	-4(XY-plane)
Avg. Power (dBm)	-0.5(XY-plane)
Average Gain (dB)	-0.5 (Avg Gain XY-plane)
Manufacturer:	Becool Technology (Shenzhen) Co., Ltd.
Address	3F, Building E, Fenda High-tech Park, Sanwei Community, Hangcheng Baoan Dist., Shenzhen, Guangdong Province, China

All the technical data and information contained herein are subject to change without prior notice

Antenna layout on the Module board(mm)



Antenna  
Gain

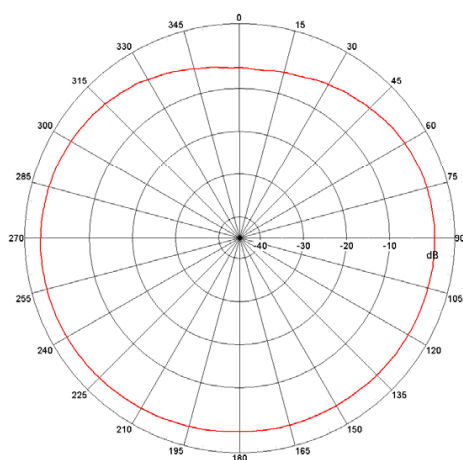
Gain Table

Unit in dBi @2400~2500MHz	XY-plane		XZ-plane		YZ-plane		Efficiency
	Peak	Avg.	Peak	Avg.	Peak	Avg.	
Module board	0.0	-0.5	-0.3	-0.9	-1.3	-2.7	58.5%

## XY-plane

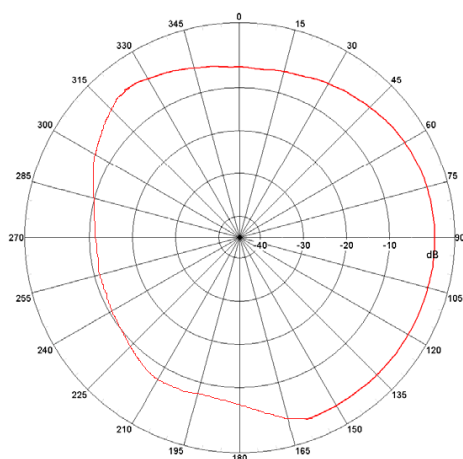
Far-field Power Distribution(H+V) on X-Y Plane  
Plot Peak Gain(H+V)= 0 dBi;  
Plot AvgGain(H+V)=-0.50dBi @2400 MHz

---



Far-field Power Distribution(H+V) on X-Y Plane  
Plot Peak Gain(H+V)= -0.70 dBi;  
Plot AvgGain(H+V)=-2.73dBi @2450 MHz

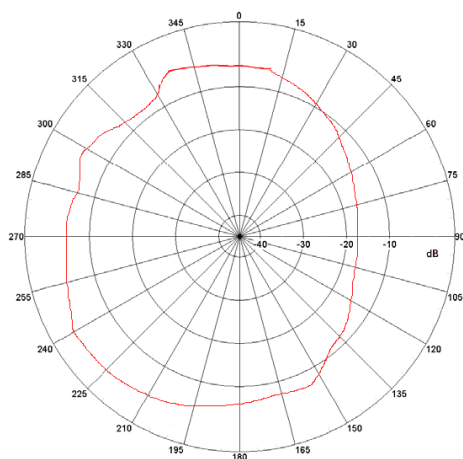
---



## XY-plane

Far-field Power Distribution(H+V) on X-Y Plane  
Plot Peak Gain(H+V)= -1.15 dBi;  
Plot AvgGain(H+V)=-1.14dBi @2500 MHz

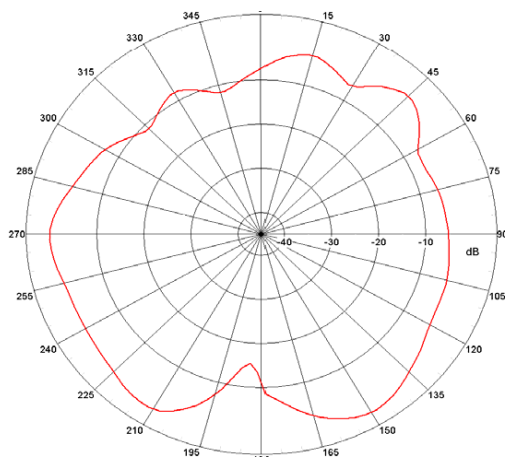
---



## XZ-plane

Far-field Power Distribution(H+V) on X-Z Plane  
Plot Peak Gain(H+V)=-0.30 dBi;  
Plot AvgGain(H+V)=-0.90dBi @2400 MHz)

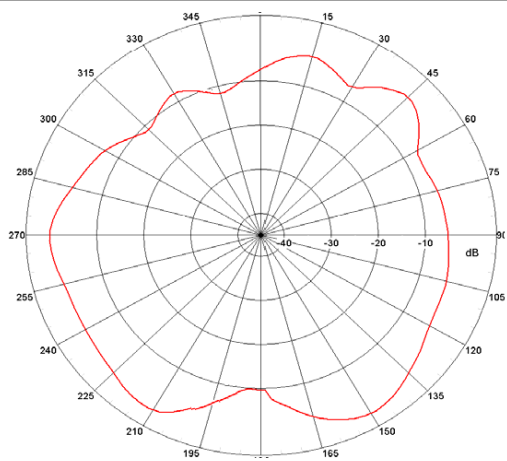
---



## XZ-plane

Far-field Power Distribution(H+V) on X-Z Plane  
Plot Peak Gain(H+V)=-1.89 dBi;  
Plot AvgGain(H+V)=-2.54dBi @2450 MHz)

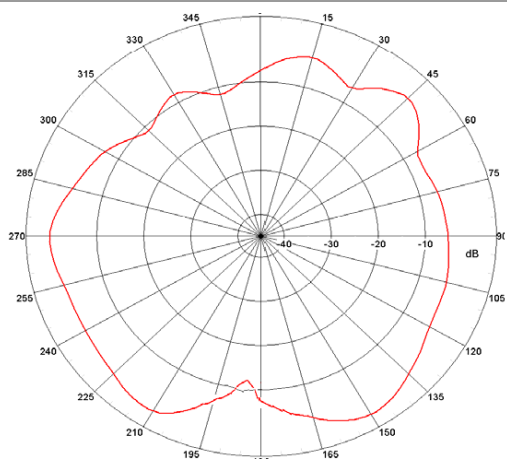
---



## XZ-plane

Far-field Power Distribution(H+V) on X-Z Plane  
Plot Peak Gain(H+V)=-1.67 dBi;  
Plot AvgGain(H+V)=-2.68dBi @2500 MHz)

---

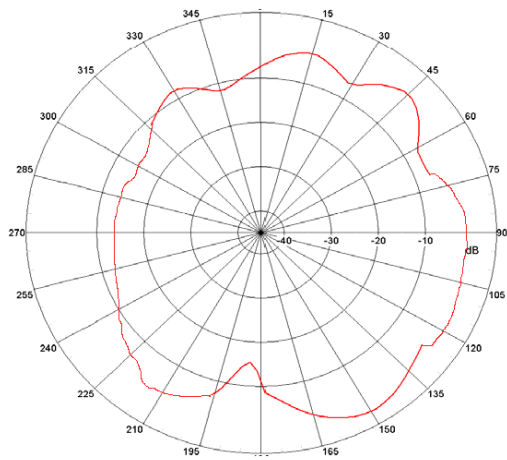


## YZ-plane

Far-field Power Distribution(H+V) on X-Z Plane

Plot Peak Gain(H+V)=-1.3 dBi;

Plot AvgGain(H+V)=-2.70dBi @2400 MHz)

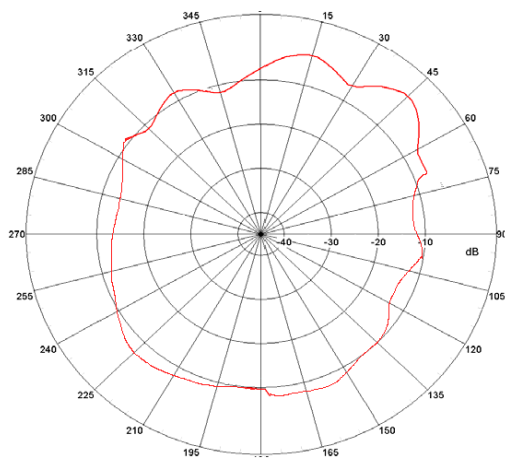


## YZ-plane

Far-field Power Distribution(H+V) on X-Z Plane

Plot Peak Gain(H+V)=-1.76 dBi;

Plot AvgGain(H+V)=-2.87dBi @2450 MHz)

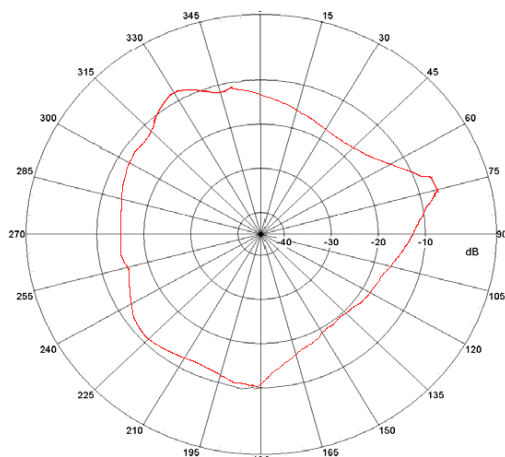


## YZ-plane

Far-field Power Distribution(H+V) on X-Z Plane

Plot Peak Gain(H+V)=-2.17 dBi;

Plot AvgGain(H+V)=-3.32dBi @2500 MHz)



### 3D radiation pattern diagram

