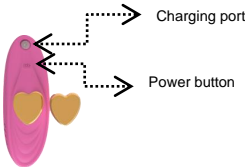
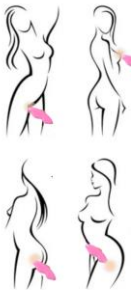
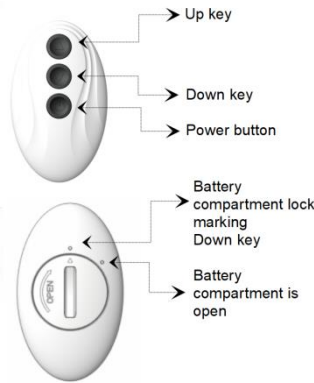


Tips



Product structure



Specifications

Material: food-grade silicone + ABS
Mode: independent use/ APP control/Remote control
Mode: magnetic suction charging
Connection mode: bluetooth
Charging time: 120 minutes
Use time: 40 minutes
Waterproof : IPX 6
Remote control distance: 8 meters
Noise: ≤60 db

Product description and features

1. Material: food-grade silicone and ABS.
2. The product can be used alone or with an app
3. Dual motor vibration with 9 vibration modes/Independent use/ APP control/Remote control
4. Unique magnetic suction design (when using the magnet to suck the underwear to prevent wearing off) experience better

Operating instruction

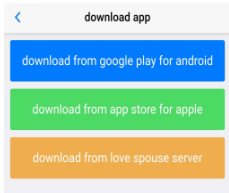
1. Use the product normally after full charge.
- 2.Independent Use: Long press the power button on the toy for 3.5s to turn on/off.The motor vibrates when it starts,when the indicator lights up, it means that the product is in standby state. At this time, you can press the power button to switch the frequency.
4. APP Control:When the toy is truned on,it is connected to the app through Bluetooth, which is compatible with iOS and Android. The app has a variety of modes: classic mode,video mode,music mode,delimit,shake,interactive mode.
- 5.Remote Contorl: When the toy is in standby state,short press the Up button to turn on a group of motors, and short press again to switch the modes.Press the Up button/Power button for 1.5 seconds to enter standby mode: short press the Down button to turn on a group of motors, and short press again to switch the modes.Press the Up button/Power button for 1.5 seconds to enter standby mode: The indicator blinks with the mode change.
- 6.When the product is charged (charging voltage 5V), lock the shutdown state, the LED light flashes, and the light is fully charged.

APP mode introduce



Use the phone to scan the QR code on the left and download and install the app following the prompts pay

Note: iOS: 1. Chinese mainland area search "暮瑟" in Apple Store
2. Search "LOVE SPOUSE" in Apple Store in non-Chinese mainland areas
Android can search for "LOVE SPOUSE" on the Google Store



Device binding



(1)

Safety operation guide

1. Ensure that the product is 100% dry before charging
2. Use only the charging cable attached in the box.
3. When charging, plug in the magnetic charging line of the DC charging line The pin port of the vibrator, with the other end plugged into the power supply (USB).
4. Before the first use, the product needs to be charged for 2-3 hours, followed by 120 minutes.
5. Apply a suitable water-based lubricant and use it as needed.
6. This product has a 12 month warranty that covers only product replacement with manufacturing defects..
7. Use of this product does not imply or guarantee any medical claims.
8. Warning-This product is intended for adult use only. Do not use it on swollen, inflamed, or broken skin.
9. Do not use the charger near the water.

FCC Warning:
This equipment has been tested and found to comply with the limits for a Class B digital device, pursuant to part 15 of the FCC Rules. These limits are designed to provide reasonable protection against harmful interference in a residential installation. This equipment generates, uses and can radiate radio frequency energy and, if not installed and used in accordance with the instructions, may cause harmful interference to radio communications. However, there is no guarantee that interference will not occur in a particular installation. If this equipment does cause harmful interference to radio or television reception, which can be determined by turning the equipment off and on, the user is encouraged to try to correct the interference by one or more of the following measures:
• Reorient or relocate the receiving antenna.
• Increase the separation between the equipment and receiver.
• Connect the equipment into an outlet on a circuit different from that to which the receiver is connected.
• Consult the dealer or an experienced radio/TV technician for help.
Caution: Any changes or modifications to this device not explicitly approved by manufacturer could void your authority to operate this equipment.
This device complies with part 15 of the FCC Rules. Operation is subject to the following two conditions: (1) This device may not cause harmful interference, and (2) this device must accept any interference received, including interference that may cause undesired operation.
The device has been evaluated to meet general RF exposure requirement.