C10-A定制款说明书

用户手册



使用方式

按键款：
单按按键开机(指示灯亮)
长按按键关机(指示灯灭)
开机后单按/双按开关按键可切换工具

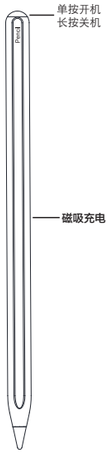

开机后,打开iPad蓝牙连接Pencil即时查看电池电量



如何更换备用笔尖

如下图取下笔尖

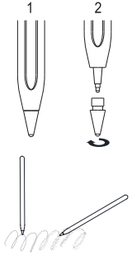

倾斜压感

充电方式

磁吸充电/收纳

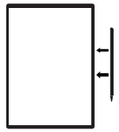

for iPad Pro 11-inch
for iPad Pro 12.9-inch
for iPad Air 4
for iPad Air 5
for iPad mini 6

USB线与USB充电器连接,磁吸充电器与Pencil吸附及可无线充电

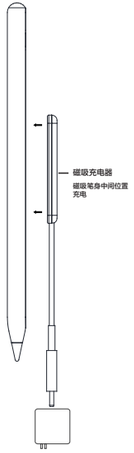

产品规格

尺寸:165x8.9mm

电池:90毫安锂电池

充电方式: iPad 吸附无线充
/无线充电线

充电时间: 120 分钟

工作时间:7-8小时

笔尖尺寸:1.7mm

省电模式: 10分钟静态自动休眠

兼容设备

按键款:
iPad Pro 11-inch（1st&2rd&3rd&4rd）
iPad Pro 12.9-inch（3rd&4th&5th&6th）
iPad Air（3rd&4th&5th）
iPad（6th&7th&8th&9th&10th）
iPad mini（5th&6th）

温馨提示:

仅兼容2018/2019/2020/2021/2022 Apple iPad /iPad Pro/iPad Air/iPad mini不支持iPhone ,Android, Microsoft 设备及早期的iPad版本.

FCC的声明

根据FCC规则第15部分，本设备已经过测试，符合B类数字设备的限制。这些限制是为了在住宅装置中提供合理的保护，防止有害干扰。本设备产生、使用并能辐射射频能量，如果不按照说明书安装和使用，可能会对无线电通信造成有害干扰。但是，不能保证在特定的安装中不会发生干扰。如果本设备确实对无线电或电视接收造成有害干扰，可以通过关闭和打开设备来确定，则鼓励用户尝试通过以下一种或多种措施来纠正干扰:

•重新定位或重新安置接收天线。
•增加设备与接收器之间的间隔。
•将设备连接到与接收器连接的电路不同的插座上。
•向经销商或有经验的广播/电视技术人员寻求帮助。

警告:未经制造商明确批准的任何对本设备的更改或修改都可能使您失去操作本设备的权限。

本设备符合FCC规则第15部分。操作必须符合以下两个条件:(1)本设备不得造成有害干扰;(2)本设备必须接受接收到的任何干扰，包括可能导致不正常操作的干扰。

射频暴露信息

该装置已经过评估，可满足一般射频暴露要求。本装置可在便携式暴露条件下使用，不受任何限制。

USER'S MANUAL



How to Work

Button type:
Press the button to turn on (indicator light on)
Press and hold the key to turn off (indicator off)
Press the switch button to switch the tool

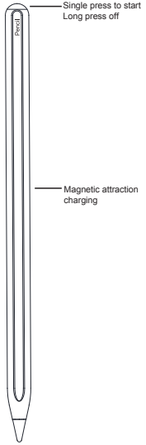

Turn on the iPad and turn on the Bluetooth connection
Instant view of battery power



How to replace the spare Tip

Take off the plastic Tips as the photo

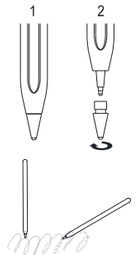

Tilt Sensitivity

Charging mode

Magnetic suction charging/storage

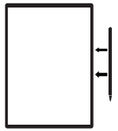

for iPad Pro 11-inch
for iPad Pro 12.9-inch
for iPad Air 4
for iPad Air 5
for iPad mini 6

The USB cable is connected with the USB charger,Magnetic suction charger and pencil Wireless charging

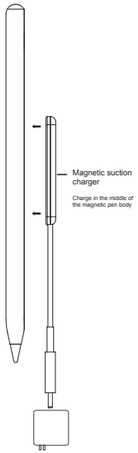

Specification

Size:165x8.9mm

Battery:Li-polymer 90mAh

Charging mode:IPad adsorption wireless charging
/Wireless charging Cable

Charging Time:120 Minute

Working Time:7-8 Hours

Tip Size:1.7mm

Sleeping Protect:: 10-minute static automatic sleep

Compatible Device

Button type:
iPad Pro 11-inch（1st&2rd&3rd&4rd）
iPad Pro 12.9-inch（3rd&4th&5th&6th）
iPad Air（3rd&4th&5th）
iPad（6th&7th&8th&9th&10th）
iPad mini（5th&6th）

Tips:

Only compatible with 2018/2019/2020/2021/2022 Apple iPad /iPad Pro/iPad Air/iPad mini Not support iPhone ,Android,Microsoft devices,earlier versions of iPad.

FCC Statement

This equipment has been tested and found to comply with the limits for a Class B digital device, pursuant to part 15 of the FCC Rules. These limits are designed to provide reasonable protection against harmful interference in a residential installation. This equipment generates, uses and can radiate radio frequency energy and, if not installed and used in accordance with the instructions, may cause harmful interference to radio communications. However, there is no guarantee that interference will not occur in a particular installation. If this equipment does cause harmful interference to radio or television reception, which can be determined by turning the equipment off and on, the user is encouraged to try to correct the interference by one or more of the following measures:

- Reorient or relocate the receiving antenna.
- Increase the separation between the equipment and receiver.
- Connect the equipment into an outlet on a circuit different from that to which the receiver is connected.
- Consult the dealer or an experienced radio/TV technician for help.

Caution: Any changes or modifications to this device not explicitly approved by manufacturer could void your authority to operate this equipment.

This device complies with part 15 of the FCC Rules. Operation is subject to the following two conditions: (1) This device may not cause harmful interference, and (2) this device must accept any interference received, including interference that may cause undesired operation.

RF Exposure Information

The device has been evaluated to meet general RF exposure requirement. The device can be used in portable exposure condition without restriction.