

FL210 Corner Floor Lamp

USER MANUAL




Product List



Product Installation Steps



Instructions for Controller



Instructions for Remote Control

The remote has 24 buttons.




NOTE:

1. Don't set it arbitrarily, otherwise the corresponding color will be changed, such as red to blue.
2. If the remote control is out of control, please check if it is locked or check its battery.
3. Remove the plastic film before use.

APP Download and Bluetooth Connection


Scan the QR code (here or on the back of the 3-key Controller)
Use your phone to scan the QR code to download the Magic Lantern APP



APP download

Use iPhone to search for "Magic Lantern" in the App Store.

Use your phone to search for "Magic Lantern" in Google Play.




Magic Lantern

1. Connect the lamp to power.
2. Turn on the Bluetooth function of the mobile phone, scan the code on the receiver Box, download the APP of the mobile phone, or use the remote control to operate directly.
3. This product needs 12V/52A power supply, safe, convenient and stable.

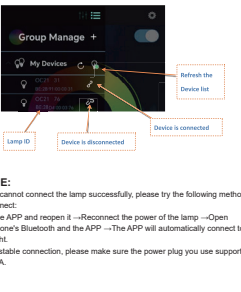
App Instructions

Open the app and enter the interface. You will see the following page.



Device Connection

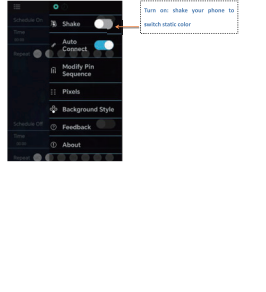
Please click the device list to check if your device is connected to the lamp.



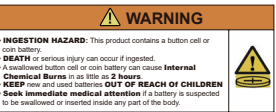
NOTE:

If you cannot connect the lamp successfully, please try the following method to connect:
Exit the APP and reopen it → Reconnect the power of the lamp → Open the phone's Bluetooth and the APP → The APP will automatically connect to the light.
For a stable connection, please make sure the power plug you use supports 12V/5A.

Setting



Common Problem



Happy?

Thank you for choosing our products! We sincerely hope it will be your new-found happiness.

If you are fully satisfied with your using experience, could you please kindly share to your friends?

We also engage with our fans to learn how we can do better by offering free pre-release products. If you are interested, do not hesitate to follow us on

Website: <https://www.rtyo.com/en/>

Not Happy?

If you have any questions, concerns or just not satisfied with any regards, feel to contact us by e-mail at:

Email: service@shoprtyo.com
Tel: (USA) 1-626-701-7823 (UK) 07845854035
Address: 3rd Fl, Bldg E, Guanghao Ind., No. 23, Yunfeng Rd, Dalang St., Longhua Dist., Shenzhen City, Guangdong Prov., China

100 mm

80 mm

尺寸:80*100mm

FCC Warning:

This equipment has been tested and found to comply with the limits for a Class B digital device, pursuant to part 15 of the FCC Rules. These limits are designed to provide reasonable protection against harmful interference in a residential installation. This equipment generates, uses and can radiate radio frequency energy and, if not installed and used in accordance with the instructions, may cause harmful interference to radio communications. However, there is no guarantee that interference will not occur in a particular installation. If this equipment does cause harmful interference to radio or television reception, which can be determined by turning the equipment off and on, the user is encouraged to try to correct the interference by one or more of the following measures:

- Reorient or relocate the receiving antenna.
- Increase the separation between the equipment and receiver.
- Connect the equipment into an outlet on a circuit different from that to which the receiver is connected.
- Consult the dealer or an experienced radio/TV technician for help.

Caution: Any changes or modifications to this device not explicitly approved by manufacturer could void your authority to operate this equipment.

This device complies with part 15 of the FCC Rules. Operation is subject to the following two conditions:

(1) This device may not cause harmful interference, and (2) this device must accept any interference received, including interference that may cause undesired operation.

This equipment complies with FCC radiation exposure limits set forth for an uncontrolled environment. This equipment should be installed and operated with minimum distance 0cm between the radiator and your body.

ISED Statement

- English: This device contains licence-exempt transmitter(s)/receiver(s) that comply with Innovation, Science and Economic Development Canada's licence-exempt RSS(s). Operation is subject to the following two conditions:

(1) This device may not cause interference.

(2) This device must accept any interference, including interference that may cause undesired operation of the device.

- French: Cet appareil contient des émetteurs/récepteurs exempts de licence qui sont conformes aux CNR exempts de licence d'Innovation, Sciences et Développement économique Canada. Le fonctionnement est soumis aux deux conditions suivantes :

(1) Cet appareil ne doit pas causer d'interférences.

(2) Cet appareil doit accepter toute interférence, y compris les interférences susceptibles de provoquer un fonctionnement indésirable de l'appareil.

This equipment complies with Canada radiation exposure limits set forth for an uncontrolled environment.

This equipment should be installed and operated with minimum distance 0cm between the radiator & your body.

Cet équipement est conforme Canada limites d'exposition aux radiations dans un environnement non contrôlé.

Cet équipement doit être installé et utilisé avec une distance minimale de 0 cm entre le radiateur et votre corps.