

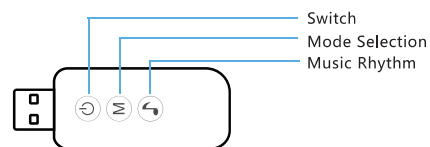
User Manual

Specification

LED QTY and Lights Length:	See the product page
LED Spacing:	15cm/5.9in
Extension Cord:	2m/6.56ft
Input:	5V 1A USB Power Supply
WaterproofGrade:	IP65
Light Material:	Plastic+Copper Wires
Control Way:	Remote & APP & Button Control
Remote Supply:	1* CR2025 Button Battery(Battery Included)

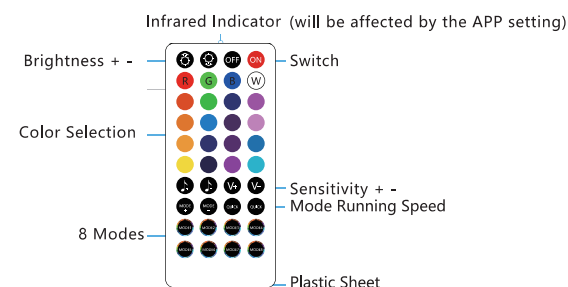
Product

Controller:



Remote Control:

Need to directly point at the infrared receiver when using.



The plastic sheet has the role of isolating the battery, when using the remote control pull out the plastic sheet

Download Application

Please search in major application markets 'Magic Lantern' or scan the QR code below



1. Scan the QR code on the user manual to download "Magic Lantern", or search "Magic Lantern" in the iPhone app store or Google play store to download.
2. After the application is successfully downloaded, you need to open the Bluetooth function of your phone, then plug in the string light, and then open the application, the application will automatically pair with the string light, and then you can control the light.

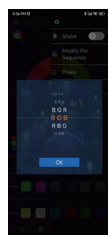
☆ Android phones need to open the location feature and allow permissions.

Device cannot connect

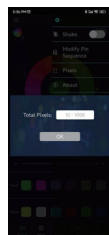
- (1) Check whether the light is normally powered;
- (2) Whether the cell phone Bluetooth is open;
- (3) Whether there are other cell phones have been connected, if connected, please disconnect, Bluetooth 4.0 only supports one-to-many, does not support multi-to-many control;
- (4) Whether the Bluetooth device is connected at the phone settings, if connected, please disconnect, APP background exit and reopen, APP automatically go to connect;
- (5) Normal operation or can not be connected, please quit the APP background reopen;
- (6) The APP background exit, the phone reboot, lighting recharge; reopen APP software and then connect.

Operating Instructions

1. Setup: You can shake, adjust the color sequence(will affect the remote), and set the number of points




Adjust Color Sequence



Control the Number of the Lights

2. Color mixing: you can select the color in the color ring and adjust the brightness



RGB Value

Setup
Turn ON/OFF

Color Choice

Brightness Slider

Custom Colors

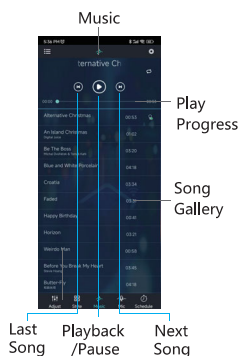
3. Mode: You can choose the mode you like and adjust the speed, brightness



Mode Select


Speed Regulation

4. Music: Select the song playback effect



Music
Play Progress
Song Gallery
Last Song
Playback /Pause
Next Song


5. Mic: You can choose between cell phone mike and external mai



Voice Control Options

Mode Switch
Sensitive Choice

6. Timer: Mode can be set to turn on or off for a specified period of time




Add Timing

Safety Warning

- * Keep away from fire and open flame.
- * Please provide a good ventilation environment for the USB power supply while long-time continuously using, as it will slowly generate heat and may become hot affected by the weather, surrounding or other factors.
- * Only the string lights is waterproof IP65, the USB Plug is not waterproof, please keep it away from water or damp place.
- * If you don't use it for a long time, please unplug it from the power supply.
- * This product is not a toy, please keep away from children under 3 years old.

Customer Service

Warranty: 1 year limited warranty
Support: Lifetime technical support
Email: support@starryever.com



Hi, nice day :-)
Do you like the lights?
Do you want to have more lighting decorations?
Come visit our Amazon store!



FCC Statement

This equipment has been tested and found to comply with the limits for a Class B digital device, pursuant to Part 15 of the FCC Rules.

These limits are designed to provide reasonable protection against harmful interference in a residential installation. This equipment generates uses and can radiate radio frequency energy and, if not installed and used in accordance with the instructions, may cause harmful interference to radio communications. However, there is no guarantee that interference will not occur in a particular installation. If this equipment does cause harmful interference to radio or television reception, which can be determined by turning the equipment off and on, the user is encouraged to try to correct the interference by one or more of the following measures:

- Reorient or relocate the receiving antenna.
- Increase the separation between the equipment and receiver.
- Connect the equipment into an outlet on a circuit different from that to which the receiver is connected.
- Consult the dealer or an experienced radio/TV technician for help.

This device complies with part 15 of the FCC Rules. Operation is subject to the following two conditions:(1) This device may not cause harmful interference, and (2) this device must accept any interference received, including interference that may cause undesired operation.

Any Changes or modifications not expressly approved by the party responsible for compliance could void the user's authority to operate the equipment.

This equipment complies with FCC radiation exposure limits set forth for an uncontrolled environment. This equipment should be installed and operated with minimum distance 20cm between the radiator & your body.