



## 15" 2-WAY P.A. SPEAKER

4001924 / 4001925

### User manual




#### 1. PACKING CONTENTS

- 1 speaker
- 1 remote control
- 1 user guide
- 1 AC/DC adaptor (for model 4001924)
- 1 power cord (for model 4001925)
- 1 wired microphone
- 1 speaker tripod

#### 2. SPECIFICATIONS

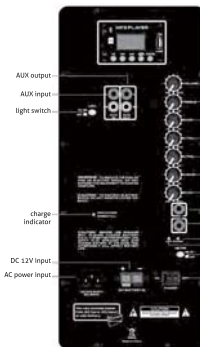
MODEL	4001924	4001925
type	active speaker	active speaker
input	AC100-240V, 50/60Hz DC12V or battery	AC100-240V, 50/60Hz DC12V or battery
woofer	15 inch	15 inch
voice coil	1" (25mm)	1.5" (38mm)
magnet	18 Oz	30 Oz
sensitivity	90dB (±3dB)	91dB (±3dB)
frequency response	50Hz-20kHz	50Hz-20kHz
distortion	≤1%	≤1%
power	100W RMS / 600W PMPO	100W RMS / 600W PMPO
function	AUX, USB, SD, Bluetooth	AUX, USB, SD, Bluetooth
remote control	yes	yes
battery capacity	12V, 3AH	12V, 3AH
Bluetooth name	RS 8.000W	RS 20.000W

#### 4001924 CONTROL PANEL



master volume  
bass  
treble  
microphone volume  
ECHO  
microphone input  
DC 15V input  
AUX input  
LED switch  
power switch  
DC 12V input

#### 4001925 CONTROL PANEL



AUX output  
AUX input  
light switch  
charge indicator  
DC 12V input  
AC power input  
master volume  
treble  
bass  
microphone volume  
microphone treble  
microphone bass  
ECHO  
microphone input 1  
microphone input 2  
power indicator  
overload indicator  
microphone priority switch  
power switch


#### 4. PLAYER CONTROLS



- SD CARD SLOT:**  
Use it to insert a SD card with MP3 files.
- MODE:**  
Select an operating mode, the options are: Bluetooth, AUX, SD, USB and FM.
- PLAY / PAUSE:**  
• Press to play a song or pause while playing a song.  
• When you choose FM mode, when pressing this button it will automatically search the FM stations.
- PRESS ONCE TO SELECT A PLAYER MODE, THE OPTIONS ARE:**  
• Once select this to play current song indefinitely.  
• All with this option you can repeat all music.
- NEXT / VOLUME +:**  
• Press once to jump next song / press and hold to raise the volume level.  
• In FM mode, press it to go to the next stations.
- PREVIOUS / VOLUME -:**  
• Press once to jump previous song / press and hold to diminish the volume level.  
• In FM mode, press it jump to the previous stations.
- USB Input with MP3 file.**

- CONNECTION BLUETOOTH**
- To pair the speaker with a Bluetooth phone or audio device, press "MODE" repeatedly on the MP3 player until select this mode.
  - Put your phone or device to be used in Bluetooth device discovery mode.
  - When your phone or device shows the BLUETOOTH device, confirm the link. Model 4001924 is called "RS 8.000W" and model 4001925 is called "RS 20.000W".

#### 5. REMOTE CONTROL



- Press to play a song or pause while playing a song.
- In play mode press to set one equalizer mode.
- Vol+ / Vol-  
• **Previous:** press once to jump previous song, press and hold to rewind.  
• **Next:** press once to jump next song, press and hold to fast-forward.
- Repeat:** use this key to select the number of a desired track.
- Pick song:** allows you to select the song want to listen to so direct, for example, if you want to hear the song No.11, first press the number 11 then press this button.
- Enter:** choose repeat mode.
- Mode:** select an operating mode, the options are: Bluetooth, AUX, SD, USB and FM.
- Battery compartment (CR2025)**
- FM channel+ and FM channel-

#### 6. CAUTION

- Avoid exposing the speaker box to moisture. If they are set up outdoors, be sure they are under cover.
- Do not use or store the equipment near wet damp places. It may cause a malfunction or shock hazard.
- If the power cord is broken, it must be replaced by a professional, a service agent or qualified personnel to avoid risks.
- To reduce the risk of fire or electric shock, do not expose this equipment to rain or moisture.
- Clean only with a soft, dry cloth.

#### CAUTION:

This device complies with Part 15 of the FCC Rules. Operation is subject to the following two conditions:  
(1) this device may not cause harmful interference, and  
(2) this device must accept any interference received, including interference that may cause undesired operation.

This device has been tested and found to comply with the limits for a Class B digital device, pursuant to Part 15 of the FCC Rules. These limits are designed to provide reasonable protection against harmful interference in a residential installation. This device generates, uses and can radiate radio frequency energy and, if not installed and used in accordance with the instructions, may cause harmful interference to radio communications.

However, there is no guarantee that interference will not occur in a particular installation. If this device does cause harmful interference to radio or television reception, which can be determined by turning the device off and on, the user is encouraged to try to correct the interference by one or more of the following measures:

- Reorient or relocate the receiving antenna.
- Increase the separation between the device and receiver.
- Connect the device into an outlet on a circuit different from that to which the receiver is connected.
- Consult the dealer or an experienced radio/TV technician for help

Changes or modifications not expressly approved by the party responsible for compliance could void the user's authority to operate the equipment

UN 24/25 英文说明书

尺寸: 210\*435mm

材质: 80克双胶, 正反四色印刷

图号: