




# TEST REPORT

FCC ID. .... :	2BDUR-4001798	
Test Report No..... :	TCT250612E042	
Date of issue..... :	Jun. 30, 2025	
Testing laboratory .....	SHENZHEN TONGCE TESTING LAB	
Testing location/ address:	2101 & 2201, Zhenchang Factory, Renshan Industrial Zone, Fuhai Subdistrict, Bao'an District, Shenzhen, Guangdong, 518103, People's Republic of China	
Applicant's name..... :	RADIOSHACK WORLDWIDE CORP.	
Address..... :	Millennium Tower, 18th floor Paseo General Escalon Number 3675 Col. Escalon, San Salvador, El Salvador	
Manufacturer's name .....	Timsen Development Limited	
Address..... :	5F, 447# Tianhebei Road, Guangzhou, China	
Standard(s) .....	FCC CFR Title 47 Part 1.1307 FCC CFR Title 47 Part 2.1091	
Product Name..... :	PROFESSIONAL WIRELESS TURNTABLE	
Trade Mark .....	radioshack	
Model/Type reference..... :	4001798	
Rating(s)..... :	Refer to EUT description of page 3	
Date of receipt of test item .....	Jun. 12, 2025	
Date (s) of performance of test..... :	Jun. 12, 2025 ~ Jun. 30, 2025	
Tested by (+signature) ... :	Brews XU	
Check by (+signature).... :	Beryl ZHAO	
Approved by (+signature):	Tomsin	

**General disclaimer:**

This report shall not be reproduced except in full, without the written approval of SHENZHEN TONGCE TESTING LAB. This document may be altered or revised by SHENZHEN TONGCE TESTING LAB personnel only, and shall be noted in the revision section of the document. The test results in the report only apply to the tested sample.

## Table of Contents

<b>1. General Product Information .....</b>	<b>3</b>
1.1. EUT description .....	3
1.2. Model(s) list.....	3
<b>2. General Information.....</b>	<b>4</b>
2.1. Test environment and mode.....	4
2.2. Description of Support Units.....	4
<b>3. Facilities and Accreditations .....</b>	<b>5</b>
3.1. Facilities .....	5
3.2. Location .....	5
<b>4. Test Results and Measurement Data .....</b>	<b>6</b>

## 1. General Product Information

### 1.1. EUT description

Product Name.....:	PROFESSIONAL WIRELESS TURNTABLE
Model/Type reference.....:	4001798
Sample Number.....:	TCT250612E041-0101
Operation Frequency .....	2402MHz~2480MHz
Modulation Type.....:	GFSK, $\pi/4$ -DQPSK, 8DPSK
Antenna Type.....:	PCB Antenna
Antenna Gain.....:	2.499dBi
Rating(s).....:	Adapter Information1: MODEL: LS0036U-120250-AU INPUT: AC 100-240V, 50/60Hz, 1.0A Max OUTPUT: DC 12.0V, 2.5A Adapter Information2: MODEL: GKYZD0250120US INPUT: AC 100-240V, 50/60Hz, 0.8A MAX OUTPUT: DC 12V, 2500mA

Note: The antenna gain listed in this report is provided by applicant, and the test laboratory is not responsible for this parameter.

### 1.2. Model(s) list

None.

## 2. General Information

### 2.1. Test environment and mode

Item	Normal condition
Temperature	+25°C
Voltage	AC 120V
Humidity	56%
Atmospheric Pressure:	1008 mbar
Test Mode:	
Transmitting Mode:	Keep the EUT in continuous transmitting by select channel

### 2.2. Description of Support Units

The EUT has been tested as an independent unit together with other necessary accessories or support units. The following support units or accessories were used to form a representative test configuration during the tests.

Equipment	Model No.	Serial No.	FCC ID	Trade Name
/	/	/	/	/

**Note:**

1. All the equipment/cables were placed in the worst-case configuration to maximize the emission during the test.
2. Grounding was established in accordance with the manufacturer's requirements and conditions for the intended use.
3. For conducted measurements (Output Power, 20dB Occupied Bandwidth, Carrier Frequencies Separation, Hopping Channel Number, Dwell Time, Spurious Emissions), the antenna of EUT is connected to the test equipment via temporary antenna connector, the antenna connector is soldered on the antenna port of EUT, and the temporary antenna connector is listed in the Test Instruments.

### 3. Facilities and Accreditations

#### 3.1. Facilities

The test facility is recognized, certified, or accredited by the following organizations:

- FCC - Registration No.: 645098

SHENZHEN TONGCE TESTING LAB

Designation Number: CN1205

The testing lab has been registered and fully described in a report with the (FCC) Federal Communications Commission. The acceptance letter from the FCC is maintained in our files.

- A2LA-No.: 4320.01

SHENZHEN TONGCE TESTING LAB

The testing lab has been accredited in accordance with the recognized International Standard ISO/IEC 17025:2017 General requirements for the competence of testing and calibration laboratories.

#### 3.2. Location

SHENZHEN TONGCE TESTING LAB

Address: 2101 & 2201, Zhenchang Factory, Renshan Industrial Zone, Fuhai Subdistrict, Bao'an District, Shenzhen, Guangdong, 518103, People's Republic of China

TEL: +86-755-27673339

## 4. Test Results and Measurement Data

According to §1.1307(b), systems operating under the provisions of this section shall be operated in a manner that ensure that the public is not exposed to radio frequency energy level in excess of the Commission's guideline.

Remark: 1) **For BT:** The maximum output power for antenna is -1.98dBm (0.63mW) at 2402MHz, 2.499dBi antenna gain(with 1.778 numeric antenna gain.)  
2) For mobile or fixed location transmitters, no SAR consideration applied. The minimum separation generally be used is at least 20cm, even if the calculation indicate that the MPE distance would be lesser.

### Calculation

Given  $E = \frac{\sqrt{30 \times P \times G}}{d}$  &  $S = \frac{E^2}{3770}$

Where  $E$  = Field Strength in Volts / meter

$P$  = Power in Watts

$G$  = Numeric antenna gain

$d$  = Distance in meters

$S$  = Power Density in milliwatts / square centimeter

Substituting the MPE safe distance using  $d=20\text{cm}$  into above equation.

Yields:  $S=0.000199 \times P \times G$

Mode	Power (dBm)	Power (mW)	numeric antenna gain	Power density (mW/cm <sup>2</sup> )	Limit (mW/cm <sup>2</sup> )	Result
BT	-1.98	0.63	1.778	0.00022	1.00	PASS

\*\*\*\*\***END OF REPORT**\*\*\*\*\*