

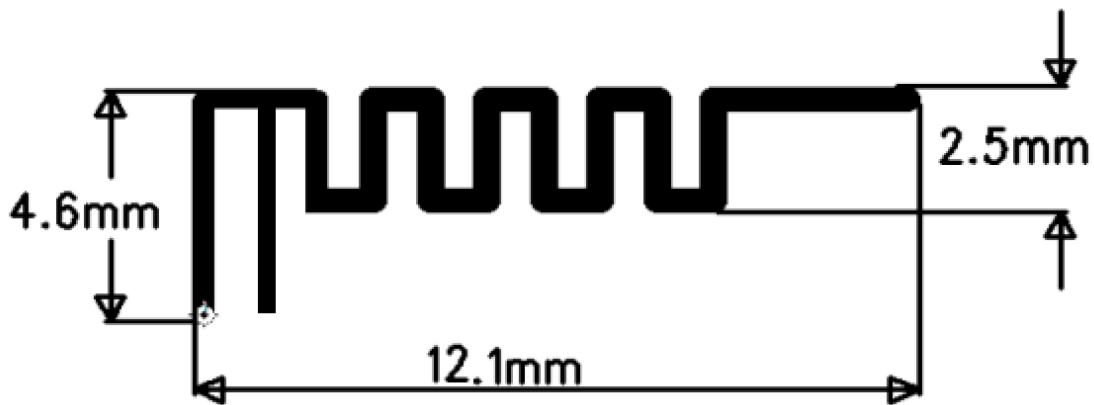
Antenna Describe

1. Antenna Describe

| | |
|-------------------------------------|--|
| Antenna Plate | PF Antenna |
| Make Name/Model Name | RRD-5535L-AC6965E |
| Antenna Gain | 0 DBI |
| Frequency Range | 2.402GHZ-----2.480GHZ |
| Connector Range | Direct |
| Antenna Type | PCB Antenna |
| Location of Mearement(Company Name) | ShenZhen RuiRongDa Electronic Co,LTD |
| Company Address | 2F, Building B, Zone A, Tongfu Phase II Longquan Science Park, Tongsheng Community, Dalang Street, Longhua District, Shenzhen |

2.External View Drawing:

Picture of antenna

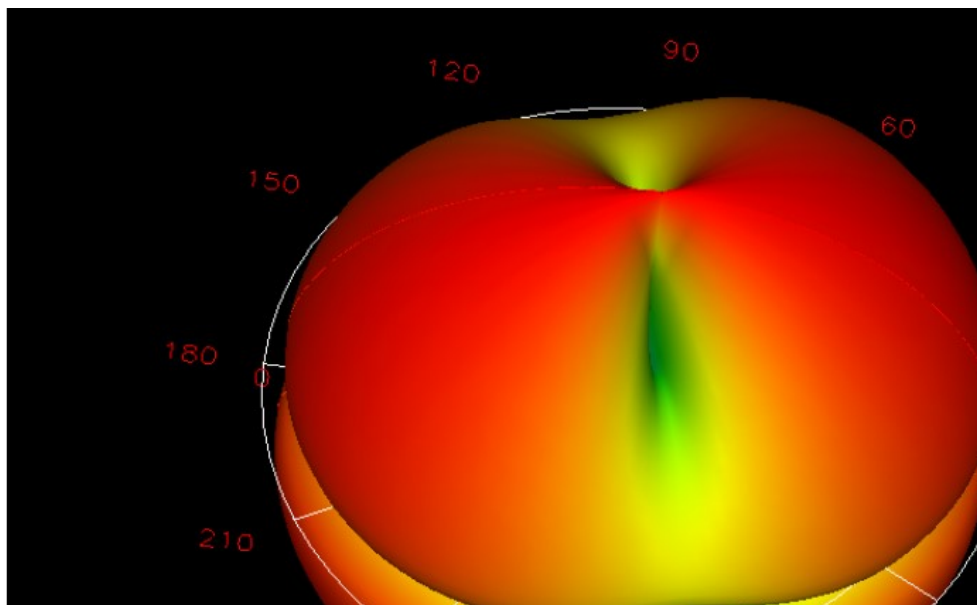


3. Antenna Radiation Pattern

Radiation Pattern @ 2.402GHZ

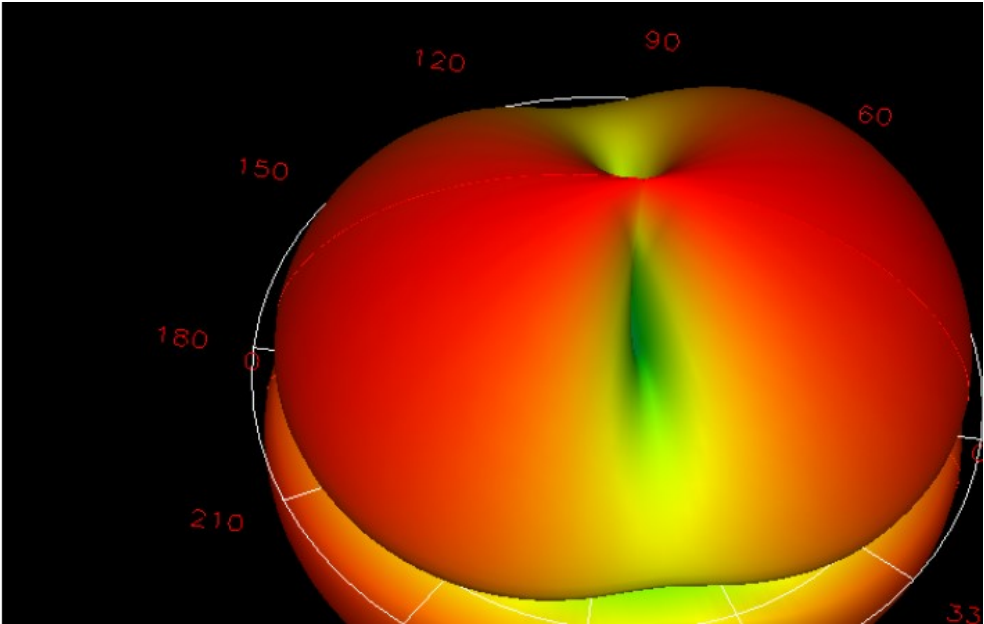
Total Average Gain: -0.475DBI

| Phi | 0 | 45 | 90 | 135 | 180 | 235 | 270 | 315 |
|------|------|------|------|------|------|------|------|------|
| Gain | -0.1 | -0.3 | -0.8 | -0.5 | -0.2 | -0.6 | -0.8 | -0.5 |



Radiation Pattern @ 2.441GHZ
Total Average Gain: -0.275DBI

| Phi | 0 | 45 | 90 | 135 | 180 | 235 | 270 | 315 |
|------|---|------|------|------|------|------|------|------|
| Gain | 0 | -0.1 | -0.3 | -0.6 | -0.1 | -0.2 | -0.6 | -0.4 |



Radiation Pattern @ 2.480GHZ
Total Average Gain: -0.237DBI

| Phi | 0 | 45 | 90 | 135 | 180 | 235 | 270 | 315 |
|------|---|------|------|------|-----|------|------|------|
| Gain | 0 | -0.1 | -0.2 | -0.5 | 0 | -0.3 | -0.6 | -0.2 |

