


PHOTOGRAPHS OF TEST SETUP

Adapter Model: SA241D-240100U



Test Setup of Top(Mode a)



Test Setup of Top(Mode b to Mode d)



Test Setup of Front (Mode a)




Test Setup of Front (Mode b to Mode d)



Test Setup of Left (Mode a)



Test Setup of Left (Mode b to Mode d)




Test Setup of Rear (Mode a)



Test Setup of Rear (Mode b to Mode d)



Test Setup of Right (Mode a)



Test Setup of Right (Mode b to Mode d)

Adapter Model: XY24SR-240100VQ-UNIT




Test Setup of Top (Mode a)



Test Setup of Top (Mode b to Mode d)



Test Setup of Front (Mode a)




Test Setup of Front (Mode b to Mode d)




Test Setup of Left (Mode a)



Test Setup of Left (Mode b to Mode d)




Test Setup of Rear (Mode a)



Test Setup of Rear (Mode b to Mode d)



Test Setup of Right (Mode a)



Test Setup of Right (Mode b to Mode d)