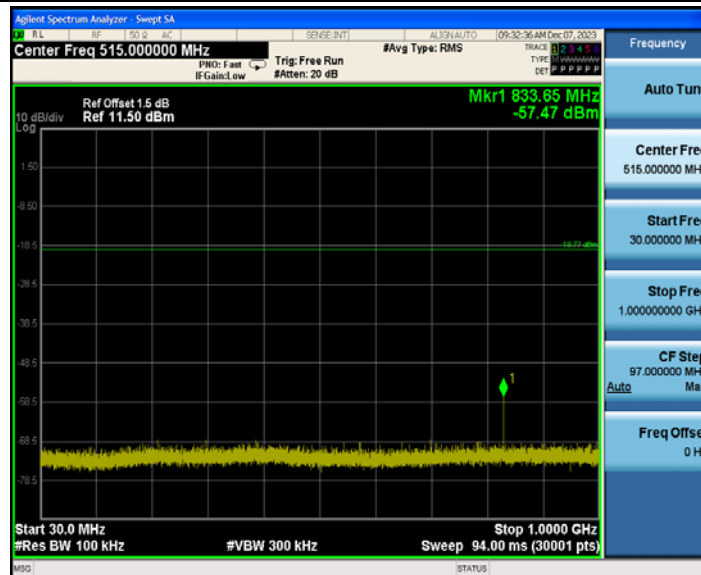
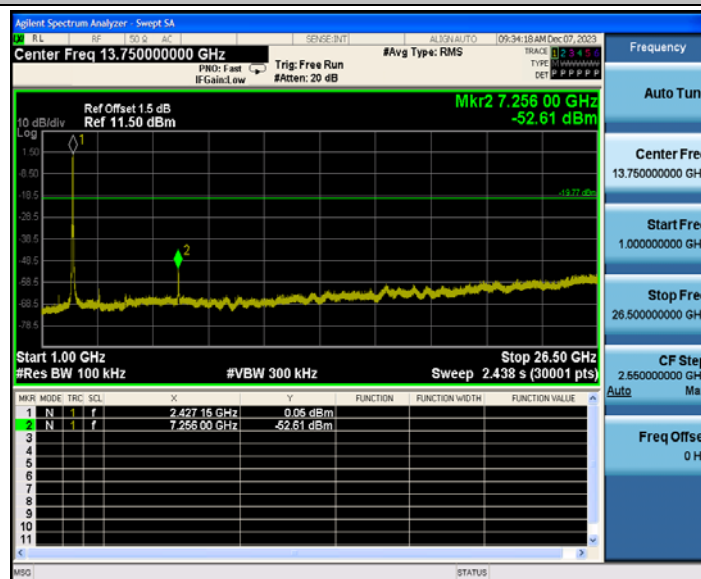




802.11n(HT40)\_2422\_30~1000



802.11n(HT40)\_2422\_1000~26500



802.11n(HT40)\_2437\_0~Reference

CTC Laboratories, Inc.

1-2/F., Building 2, Jiaquan Building, Guanlan High-Tech Park, Shenzhen, Guangdong, China  
Tel.: (86)755-27521059

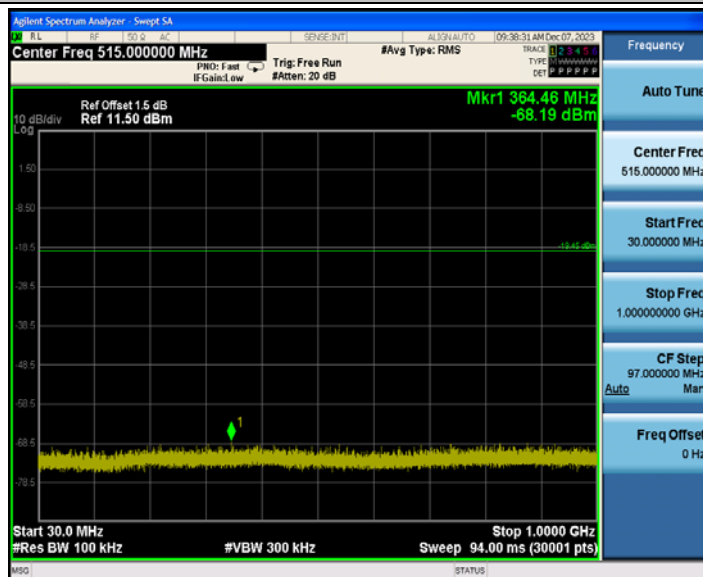
Fax: (86)755-27521011

Http://www.sz-ctc.org.cn

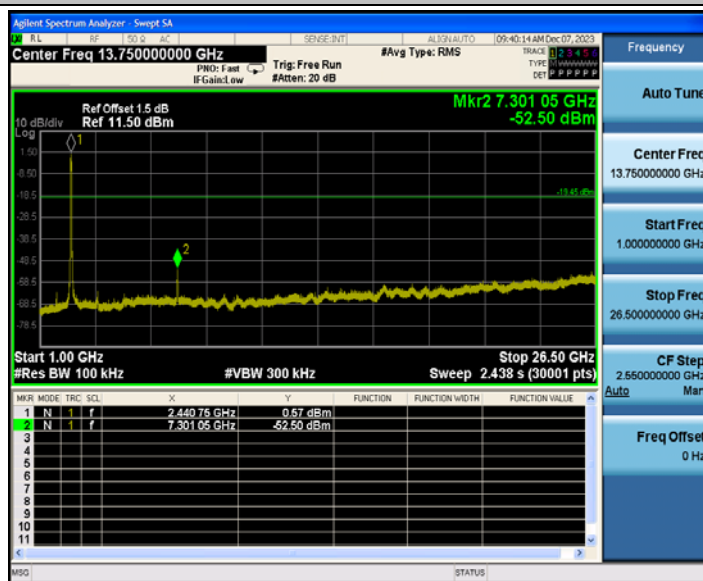
For anti-fake verification, please visit the official website of Certification and Accreditation Administration of the People's Republic of China: [yz.cnca.cn](http://yz.cnca.cn)



802.11n(HT40)\_2437\_30~1000



802.11n(HT40)\_2437\_1000~26500



802.11n(HT40)\_2452\_0~Reference

CTC Laboratories, Inc.

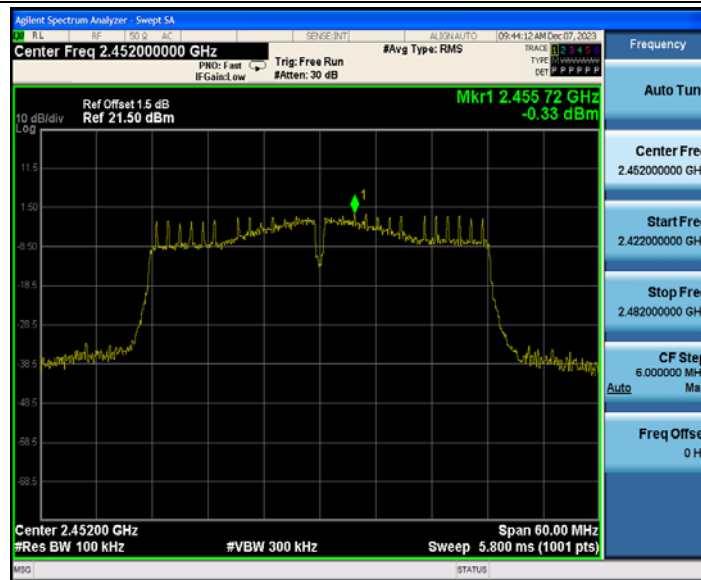
1-2/F., Building 2, Jiaquan Building, Guanlan High-Tech Park, Shenzhen, Guangdong, China

Tel.: (86)755-27521059

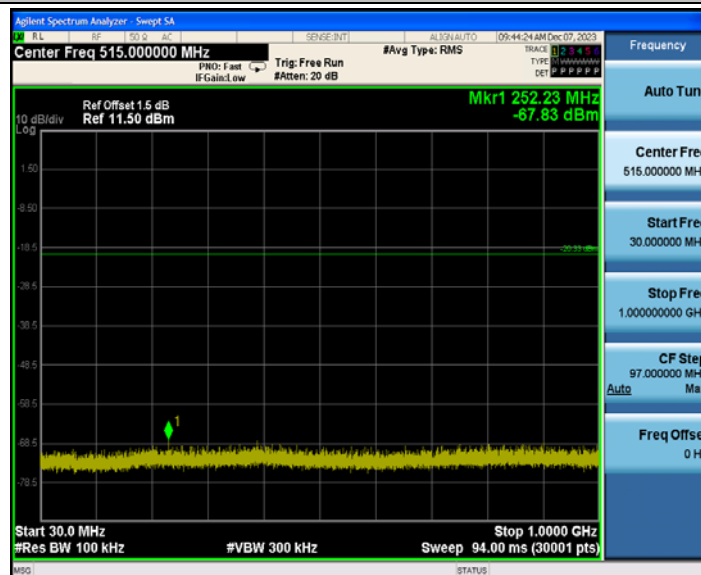
Fax: (86)755-27521011

Http://www.sz-ctc.org.cn

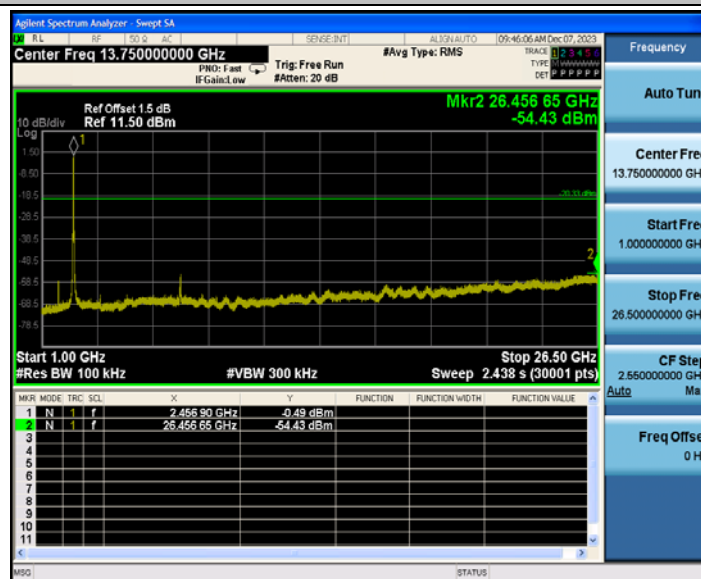
For anti-fake verification, please visit the official website of Certification and Accreditation Administration of the People's Republic of China: [yz.cnca.cn](http://yz.cnca.cn)



802.11n(HT40)\_2452\_30~1000



802.11n(HT40)\_2452\_1000~26500



CTC Laboratories, Inc.

1-2/F., Building 2, Jiaquan Building, Guanlan High-Tech Park, Shenzhen, Guangdong, China  
Tel.: (86)755-27521059

Fax: (86)755-27521011 Http://www.sz-ctc.org.cn



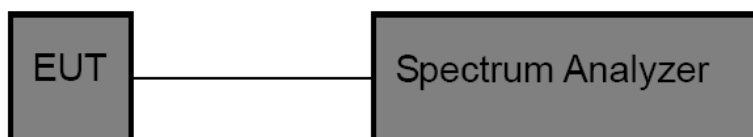
### 3.5. DTS Bandwidth

#### Limit

FCC CFR Title 47 Part 15 Subpart C Section 15.247 (a)(2)/ RSS-247 5.2 a:

Test Item	Limit	Frequency Range(MHz)
DTS Bandwidth	$\geq 500$ KHz (6dB bandwidth)	2400~2483.5

#### Test Configuration



#### Test Procedure

5. The EUT was directly connected to the spectrum analyzer and antenna output port as show in the block diagram above.
6. DTS Spectrum Setting:
  - (1) Set RBW = 100 kHz.
  - (2) Set the video bandwidth (VBW)  $\geq 3$  RBW.
  - (3) Detector = Peak.
  - (4) Trace mode = Max hold.
  - (5) Sweep = Auto couple.OCB Spectrum Setting:
  - (1) Set RBW = 1% ~ 5% occupied bandwidth.
  - (2) Set the video bandwidth (VBW)  $\geq 3$  RBW.
  - (3) Detector = Peak.
  - (4) Trace mode = Max hold.
  - (5) Sweep = Auto couple.

NOTE: The EUT was set to continuously transmitting in each mode and low, Middle and high channel for the test.

#### Test Mode

Please refer to the clause 2.4.

**Test Results**

Test Mode	Channel	DTS BW [MHz]	Limit [MHz]	Verdict
802.11b	2412	7.560	$\geq 0.5$	PASS
	2437	8.040	$\geq 0.5$	PASS
	2462	8.040	$\geq 0.5$	PASS
802.11g	2412	15.480	$\geq 0.5$	PASS
	2437	15.080	$\geq 0.5$	PASS
	2462	15.120	$\geq 0.5$	PASS
802.11n(HT20)	2412	15.120	$\geq 0.5$	PASS
	2437	15.160	$\geq 0.5$	PASS
	2462	15.080	$\geq 0.5$	PASS
802.11n(HT40)	2422	35.200	$\geq 0.5$	PASS
	2437	35.200	$\geq 0.5$	PASS
	2452	35.200	$\geq 0.5$	PASS



## 802.11b\_2412



## 802.11b\_2437



## 802.11b\_2462



CTC Laboratories, Inc.

1-2/F., Building 2, Jiaquan Building, Guanlan High-Tech Park, Shenzhen, Guangdong, China

Tel.: (86)755-27521059

Fax: (86)755-27521011

Http://www.sz-ctc.org.cn

For anti-fake verification, please visit the official website of Certification and Accreditation Administration of the People's Republic of China: [yz.cnca.cn](http://yz.cnca.cn)





## 802.11g\_2412



## 802.11g\_2437



## 802.11g\_2462



## 802.11n(HT20)\_2412

CTC Laboratories, Inc.

1-2/F., Building 2, Jiaquan Building, Guanlan High-Tech Park, Shenzhen, Guangdong, China

Tel.: (86)755-27521059

Fax: (86)755-27521011

Http://www.sz-ctc.org.cn

For anti-fake verification, please visit the official website of Certification and Accreditation Administration of the People's Republic of China: [yz.cnca.cn](http://yz.cnca.cn)



802.11n(HT20)\_2437



802.11n(HT20)\_2462



802.11n(HT40)\_2422

CTC Laboratories, Inc.

1-2/F., Building 2, Jiaquan Building, Guanlan High-Tech Park, Shenzhen, Guangdong, China

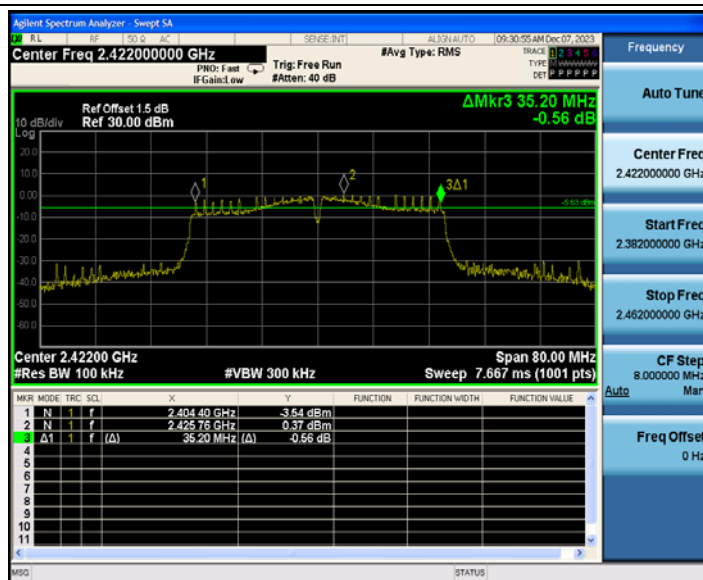
Tel.: (86)755-27521059

Fax: (86)755-27521011

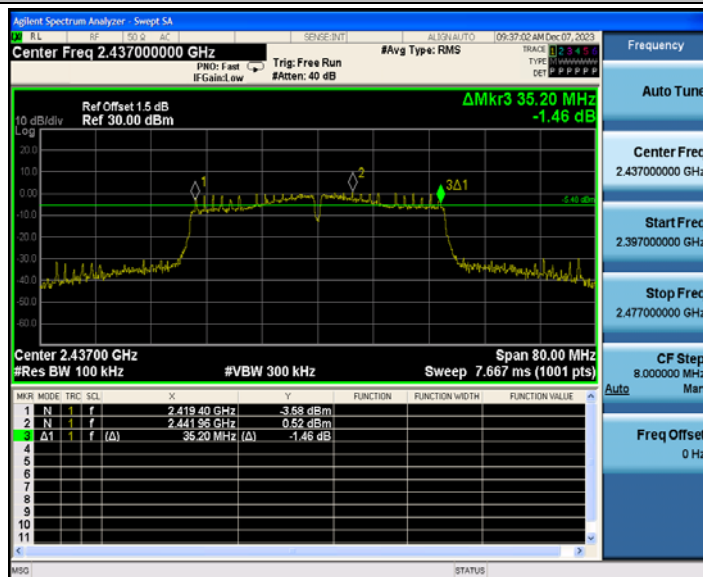
Http://www.sz-ctc.org.cn

For anti-fake verification, please visit the official website of Certification and Accreditation Administration of the People's Republic of China: [yz.cnca.cn](http://yz.cnca.cn)

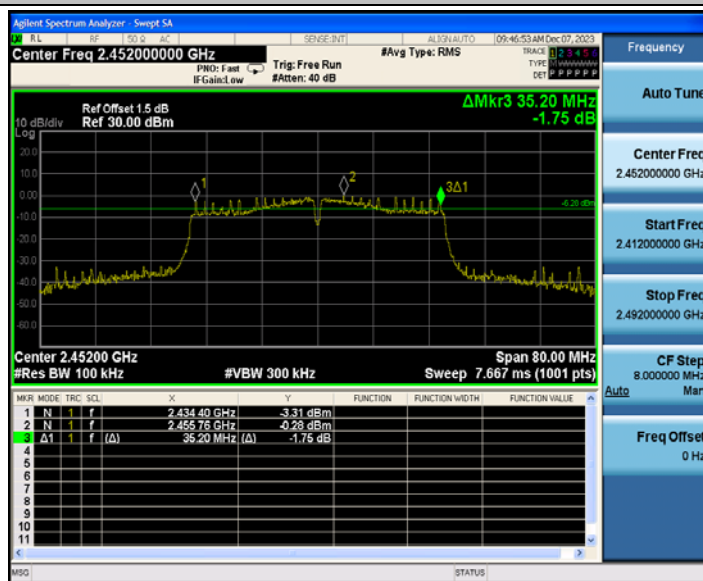




802.11n(HT40)\_2437



802.11n(HT40)\_2452





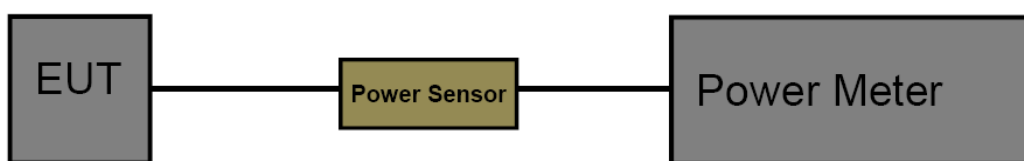
### 3.6. Maximum Conducted Output Power

#### Limit

FCC CFR Title 47 Part 15 Subpart C Section 15.247 (b)(3)/ RSS-247 5.4:

Section	Test Item	Limit	Frequency Range(MHz)
CFR 47 FCC 15.247(b)(3)	Maximum conducted output power	1 Watt or 30dBm	2400~2483.5
ISED RSS-247 5.4 d	EIRP	4 Watt or 36dBm	2400~2483.5

#### Test Configuration



#### Test Procedure

1. The maximum conducted output power may be measured using a broadband RF power meter.
2. Power measurements were performed only when the EUT was transmitting at its AVG power control level using a broadband power meter with a pulse sensor.
3. The power meter implemented triggering and gating capabilities which were set up such that power measurements were recorded only during the ON time of the transmitter.
4. Record the measurement data.

#### Test Mode

Please refer to the clause 2.4.

#### Test Result



Test Mode	Channel	Result Avg [dBm]	Limit [dBm]	Verdict
802.11b	2412	16.68	<=30	PASS
	2437	17.01	<=30	PASS
	2462	17.07	<=30	PASS
802.11g	2412	16.08	<=30	PASS
	2437	16.49	<=30	PASS
	2462	16.58	<=30	PASS
802.11n(HT20)	2412	15.52	<=30	PASS
	2437	16.23	<=30	PASS
	2462	16.10	<=30	PASS
802.11n(HT40)	2422	14.22	<=30	PASS
	2437	14.42	<=30	PASS
	2452	13.45	<=30	PASS

Note: Test results increased RF cable loss by 1.5dB and Duty Cycle Factor.



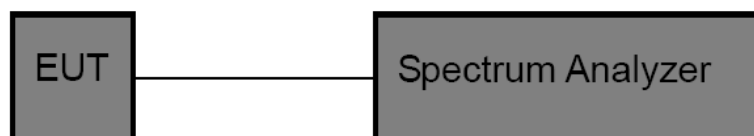
### 3.7. Power Spectral Density

#### Limit

FCC CFR Title 47 Part 15 Subpart C Section 15.247 (e)/ RSS-247 5.2 b:

Test Item	Limit	Frequency Range(MHz)
Power Spectral Density	8dBm(in any 3 kHz)	2400~2483.5

#### Test Configuration



#### Test Procedure

1. The EUT was directly connected to the spectrum analyzer and antenna output port as show in the block diagram above.
2. The EUT was directly connected to the Spectrum Analyzer and antenna output port as show in the block diagram above. The measurement according to section 10.2 of KDB 558074 D01 DTS Meas Guidance v05r02.
3. Spectrum Setting:  
Set analyzer center frequency to DTS channel center frequency.  
Set the span to 1.5 times the DTS bandwidth.  
Set the RBW to: 3 kHz  
Set the VBW to: 10 kHz  
Detector: PK  
Sweep time: Auto  
Allow trace to fully stabilize. Then use the peak marker function to determine the maximum amplitude level.

#### Test Mode

Please refer to the clause 2.4.

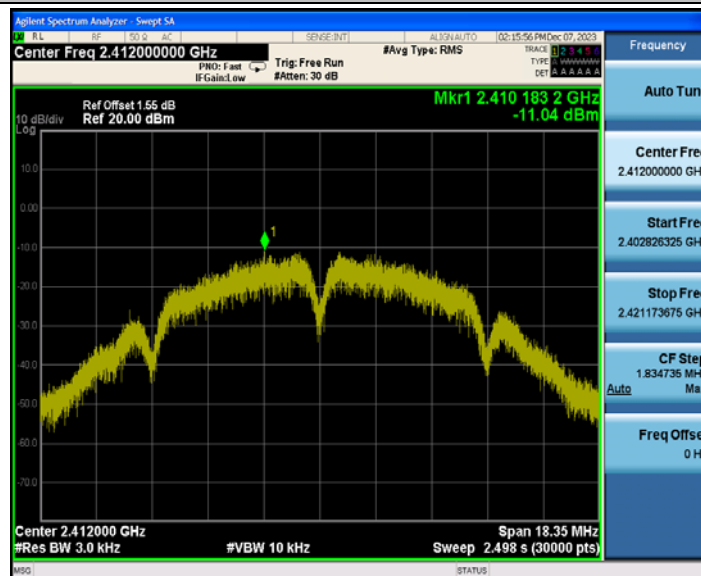
**Test Result**

Test Mode	Channel	Result [dBm/3kHz]	Limit [dBm/3kHz]	Verdict
802.11b	2412	-11.05	<=8	PASS
	2437	-10.45	<=8	PASS
	2462	-10.44	<=8	PASS
802.11g	2412	-10.68	<=8	PASS
	2437	-9.78	<=8	PASS
	2462	-10.53	<=8	PASS
802.11n(HT20)	2412	-13.64	<=8	PASS
	2437	-12.43	<=8	PASS
	2462	-11.63	<=8	PASS
802.11n(HT40)	2422	-18.24	<=8	PASS
	2437	-17.00	<=8	PASS
	2452	-18.33	<=8	PASS

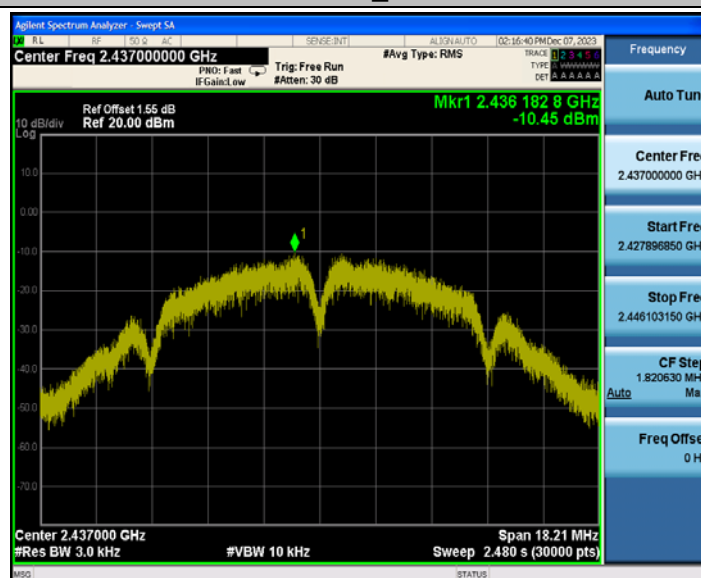
*Note: Test results increased Duty Cycle Factor.*



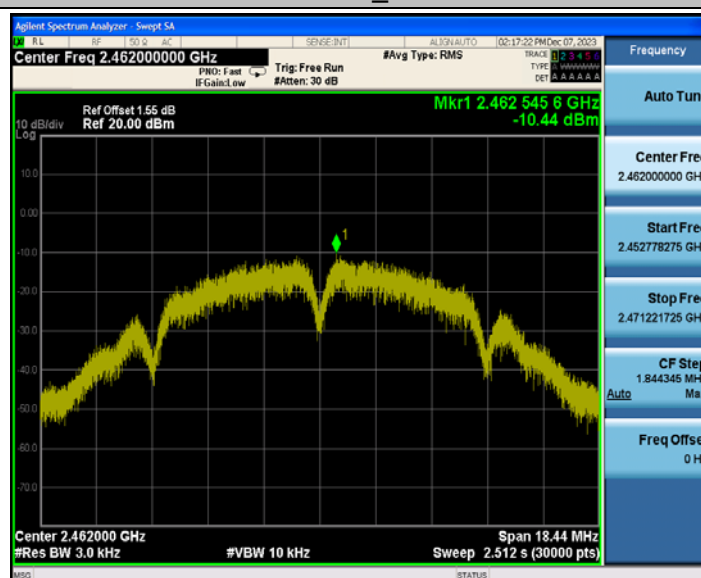
## 802.11b\_2412



## 802.11b\_2437



## 802.11b\_2462



CTC Laboratories, Inc.

1-2/F., Building 2, Jiaquan Building, Guanlan High-Tech Park, Shenzhen, Guangdong, China

Tel.: (86)755-27521059

Fax: (86)755-27521011

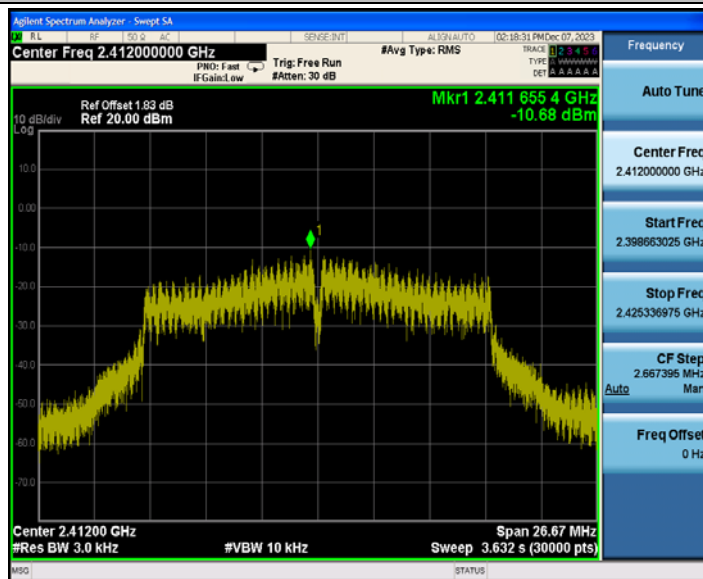
Http://www.sz-ctc.org.cn

For anti-fake verification, please visit the official website of Certification and Accreditation Administration of the People's Republic of China: [yz.cnca.cn](http://yz.cnca.cn)

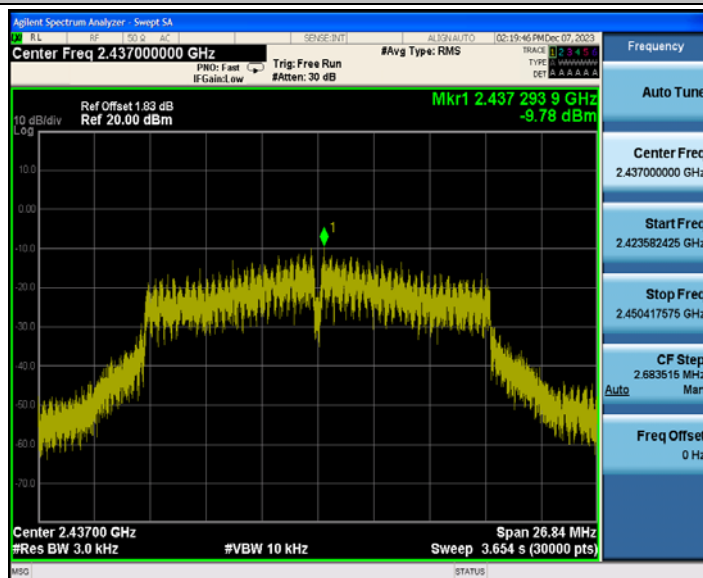




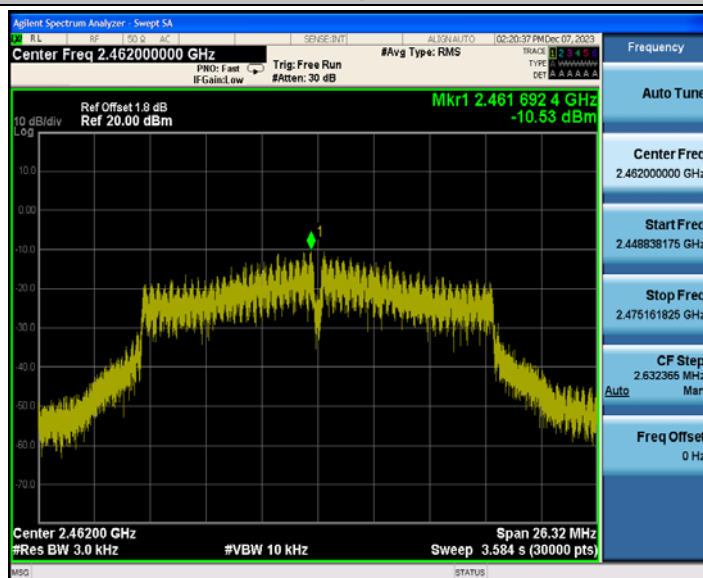
## 802.11g\_2412



## 802.11g\_2437



## 802.11g\_2462



## 802.11n(HT20)\_2412

CTC Laboratories, Inc.

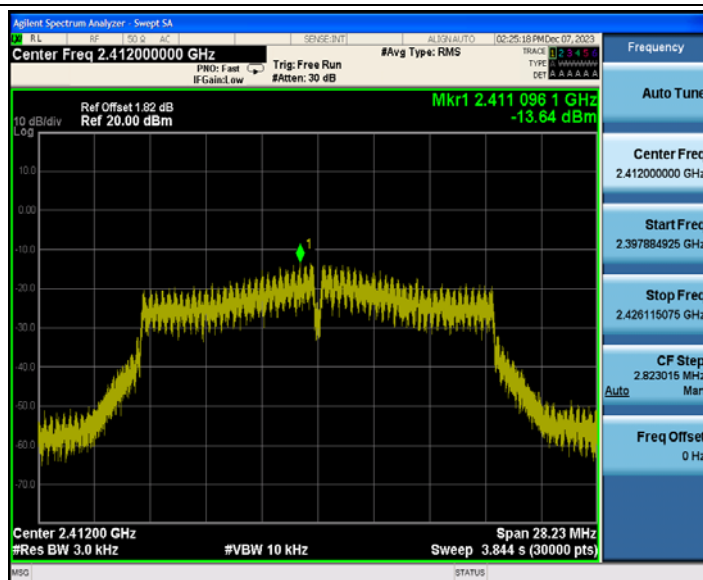
1-2/F., Building 2, Jiaquan Building, Guanlan High-Tech Park, Shenzhen, Guangdong, China

Tel.: (86)755-27521059

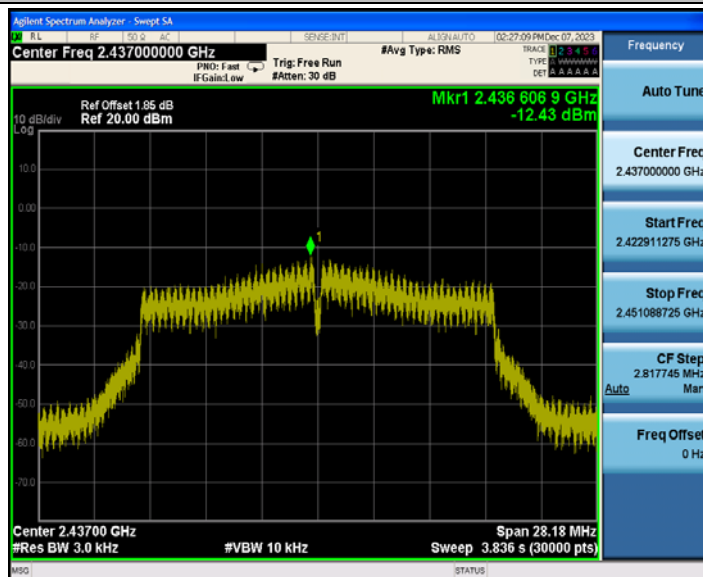
Fax: (86)755-27521011

Http://www.sz-ctc.org.cn

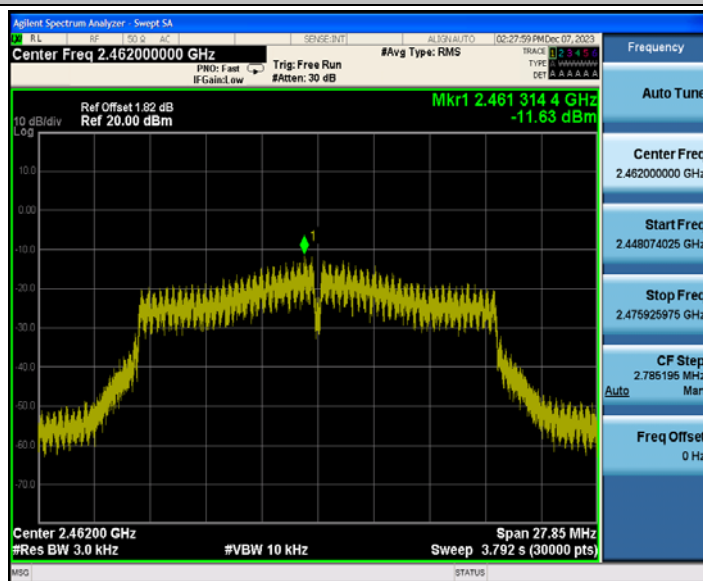
For anti-fake verification, please visit the official website of Certification and Accreditation Administration of the People's Republic of China: [yz.cnca.cn](http://yz.cnca.cn)



802.11n(HT20)\_2437



802.11n(HT20)\_2462



802.11n(HT40)\_2422

CTC Laboratories, Inc.

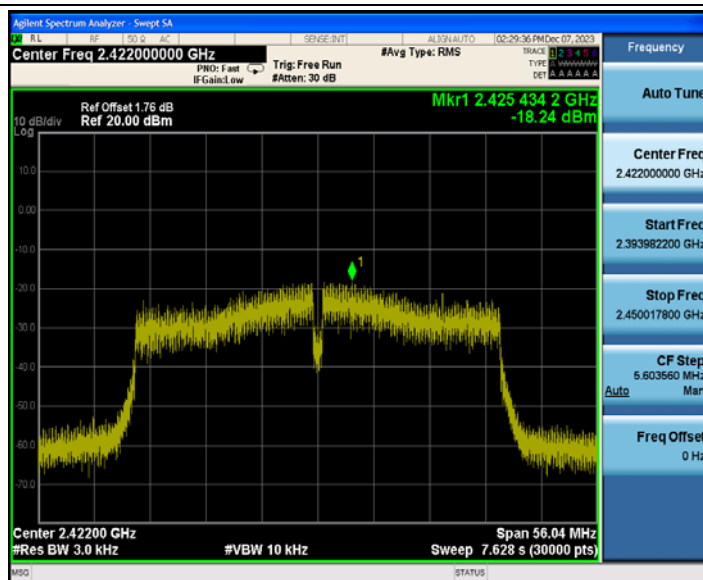
1-2/F., Building 2, Jiaquan Building, Guanlan High-Tech Park, Shenzhen, Guangdong, China

Tel.: (86)755-27521059

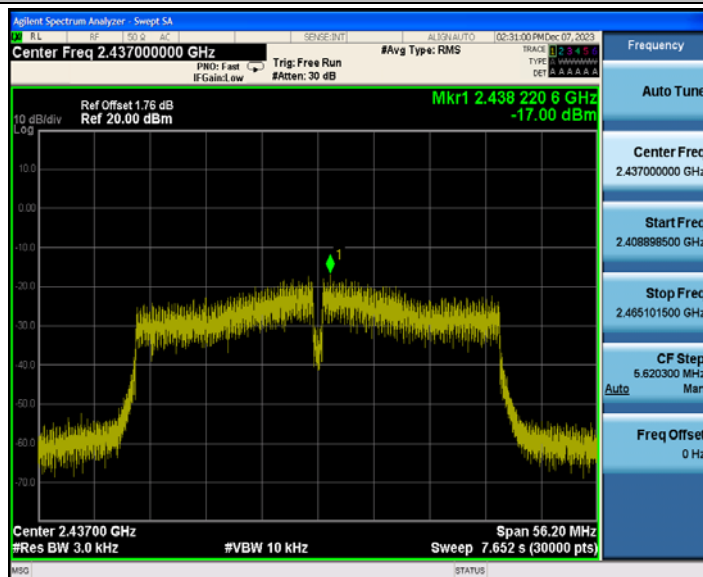
Fax: (86)755-27521011

Http://www.sz-ctc.org.cn

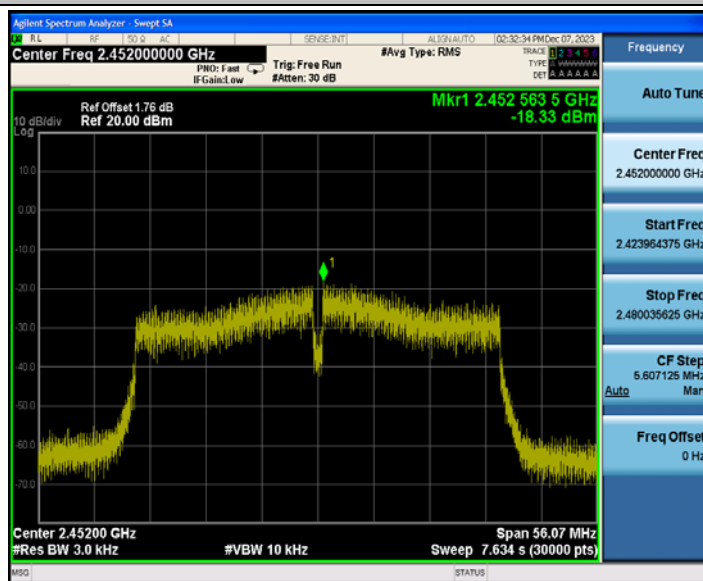
For anti-fake verification, please visit the official website of Certification and Accreditation Administration of the People's Republic of China: [yz.cnca.cn](http://yz.cnca.cn)



802.11n(HT40)\_2437



802.11n(HT40)\_2452



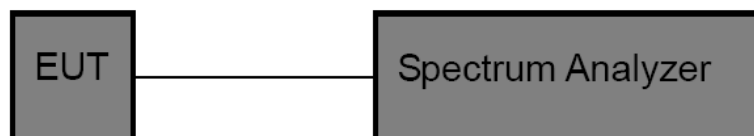


### 3.8. Duty Cycle

#### Limit

None, for report purposes only.

#### Test Configuration



#### Test Procedure

1. The EUT was directly connected to the spectrum analyzer and antenna output port as show in the block diagram above.
2. The EUT was directly connected to the Spectrum Analyzer and antenna output port as show in the block diagram above. The measurement according to section 10.2 of KDB 558074 D01 DTS Meas Guidance v05r02.
3. Spectrum Setting:  
Set analyzer center frequency to DTS channel center frequency.  
Set the span to 0Hz  
Set the RBW to 8MHz  
Set the VBW to 8MHz  
Detector: peak  
Sweep time: auto  
Allow trace to fully stabilize. Then use the peak marker function to determine the maximum amplitude level.

#### Test Mode

Please refer to the clause 2.4.

#### Test Result

Test Mode	Channel	Transmission Duration [ms]	Transmission Period [ms]	Duty Cycle [%]	Duty Cycle Factor	1/T Minimum VBW (kHz)	Final setting For VBW (kHz)
802.11b	2412	8.43	8.52	98.94	0.05	0.119	1
	2437	8.41	8.51	98.82	0.05	0.119	1
	2462	8.42	8.51	98.94	0.05	0.119	1
802.11g	2412	1.39	1.50	92.67	0.33	0.719	1
	2437	1.39	1.50	92.67	0.33	0.719	1
	2462	1.40	1.50	93.33	0.30	0.714	1
802.11n(HT20)	2412	1.31	1.41	92.91	0.32	0.763	1
	2437	1.30	1.41	92.20	0.35	0.769	1
	2462	1.31	1.41	92.91	0.32	0.763	1
802.11n(HT40)	2422	0.65	0.69	94.20	0.26	1.538	2
	2437	0.65	0.69	94.20	0.26	1.538	2
	2452	0.65	0.69	94.20	0.26	1.538	2

Note: Duty Cycle Factor =  $10 \cdot \log_{10}(1/\text{Duty Cycle})$

CTC Laboratories, Inc.

1-2/F., Building 2, Jiaquan Building, Guanlan High-Tech Park, Shenzhen, Guangdong, China

Tel.: (86)755-27521059

Fax: (86)755-27521011

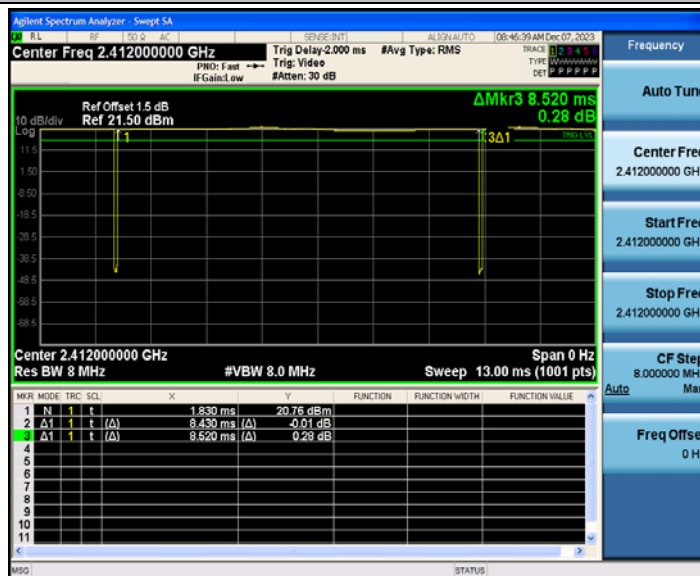
Http://www.sz-ctc.org.cn



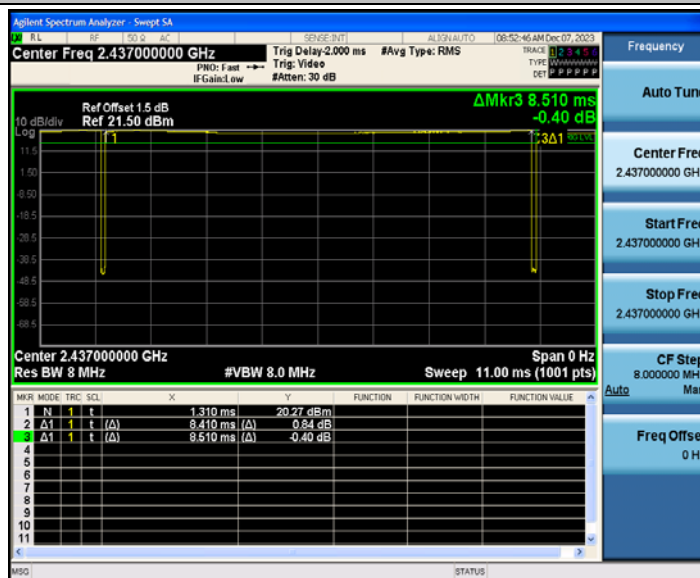
For anti-fake verification, please visit the official website of Certification and Accreditation Administration of the People's Republic of China : [yz.cnca.cn](http://yz.cnca.cn)



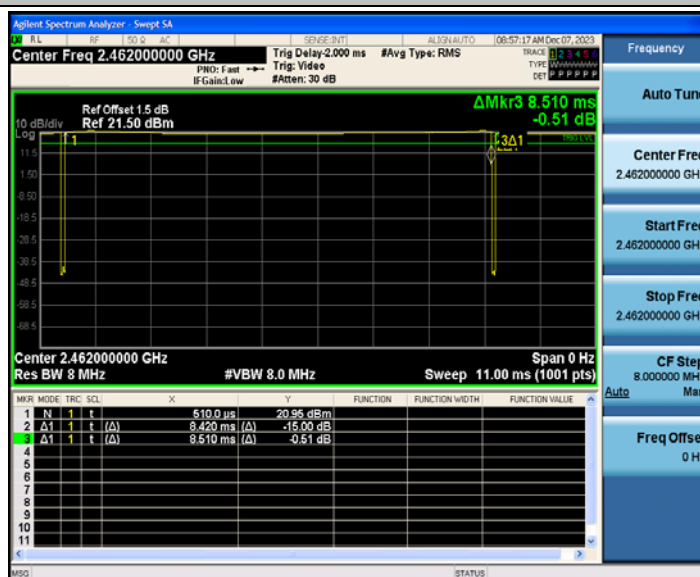
## 802.11b\_2412



## 802.11b\_2437



## 802.11b\_2462



CTC Laboratories, Inc.

1-2/F, Building 2, Jiaquan Building, Guanlan High-Tech Park, Shenzhen, Guangdong, China

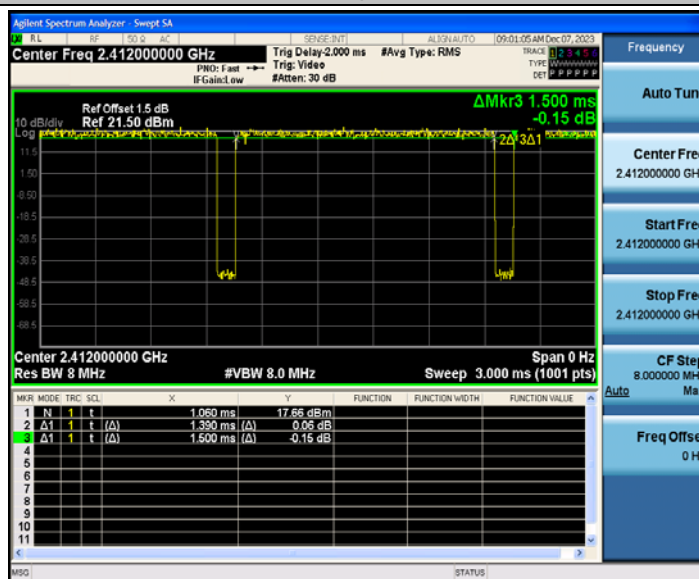
Tel.: (86)755-27521059

Fax: (86)755-27521011

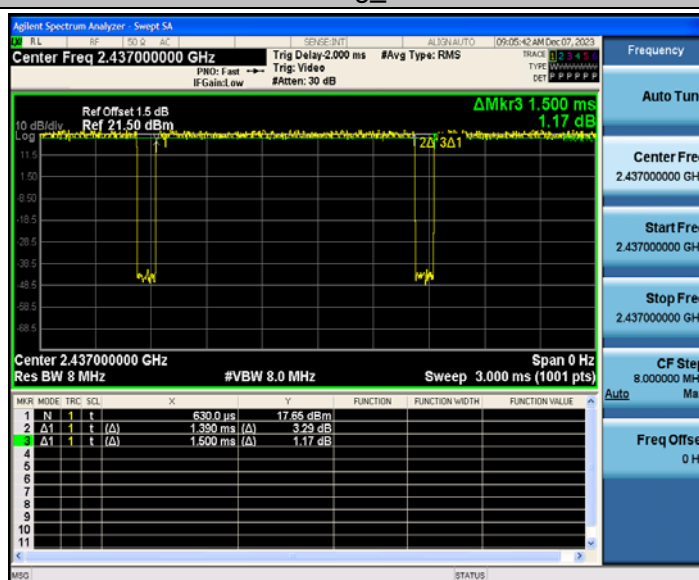
Http://www.sz-ctc.org.cn

For anti-fake verification, please visit the official website of Certification and Accreditation Administration of the People's Republic of China : [yz.cnca.cn](http://yz.cnca.cn)

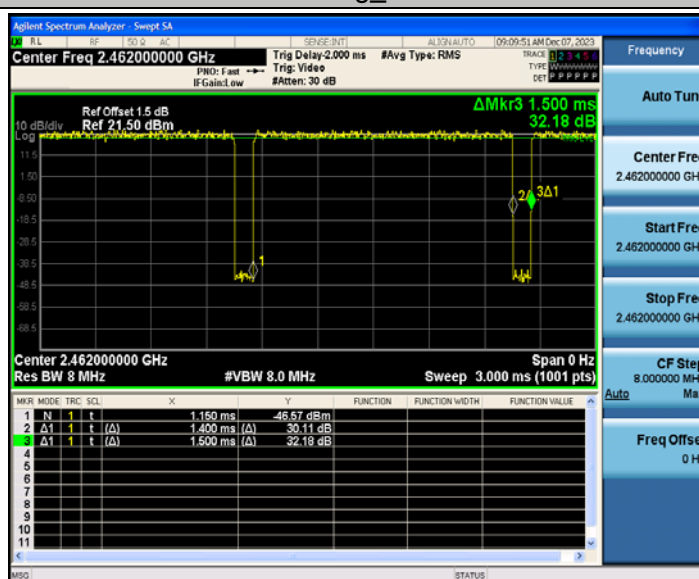
## 802.11g\_2412



## 802.11g 2437



## 802.11g\_2462



## 802.11n(HT20)\_2412

CTC Laboratories, Inc.

1-2/F., Building 2, Jiaquan Building, Guanlan High-Tech Park, Shenzhen, Guangdong, China

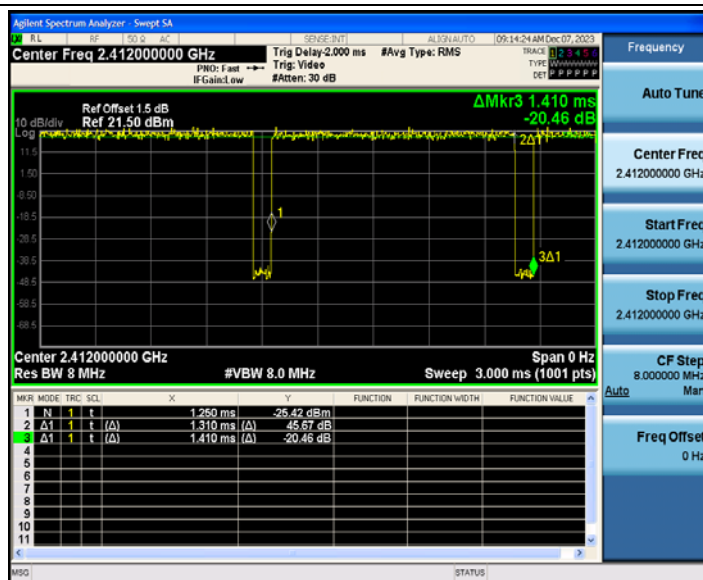
Tel.: (86)755-27521059

Fax: (86)755-27521011

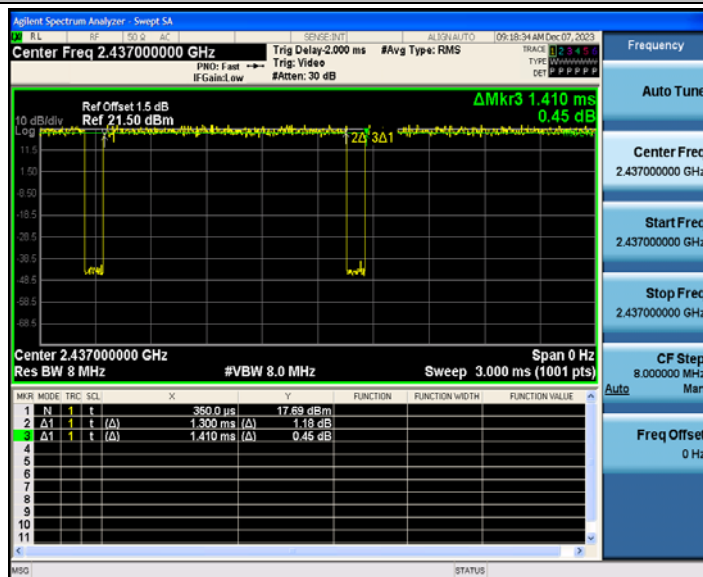
Http://www.sz-ctc.org.cn

For anti-fake verification, please visit the official website of Certification and Accreditation Administration of the People's Republic of China : [yz.cnca.cn](http://yz.cnca.cn)

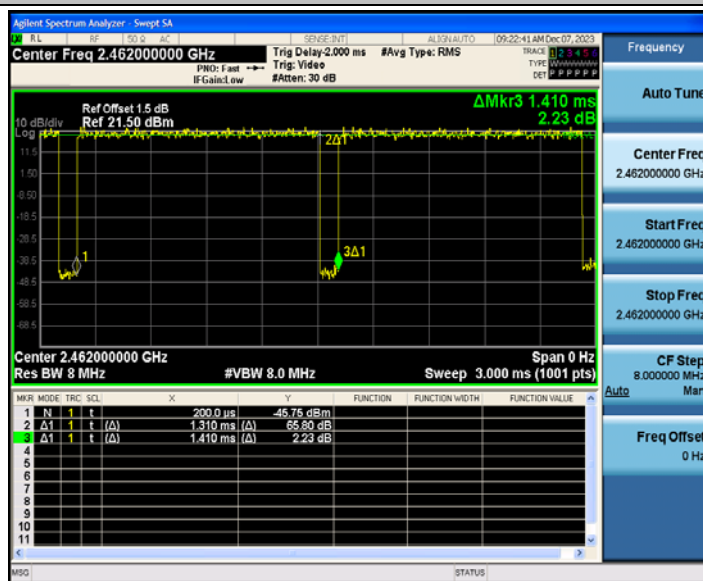




802.11n(HT20)\_2437



802.11n(HT20)\_2462



802.11n(HT40)\_2422

CTC Laboratories, Inc.

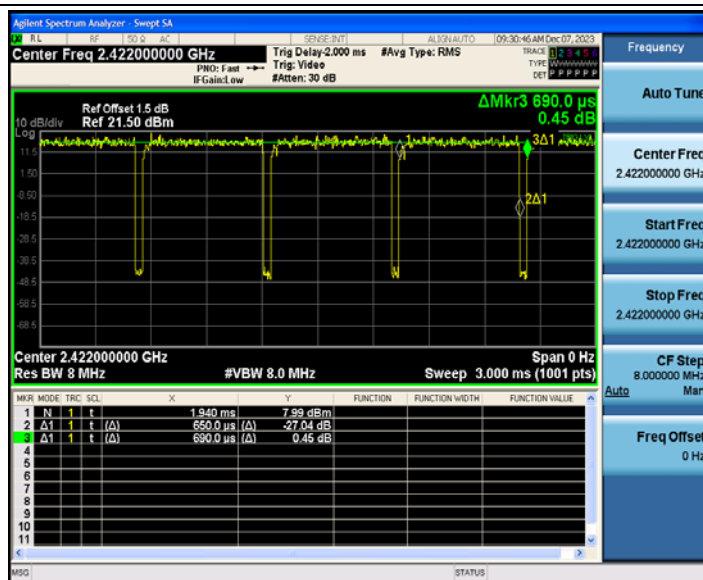
1-2/F., Building 2, Jiaquan Building, Guanlan High-Tech Park, Shenzhen, Guangdong, China

Tel.: (86)755-27521059

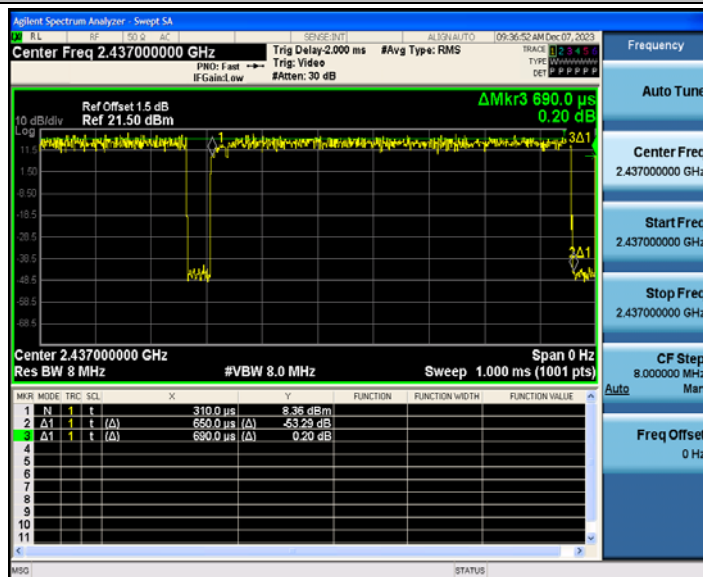
Fax: (86)755-27521011

Http://www.sz-ctc.org.cn

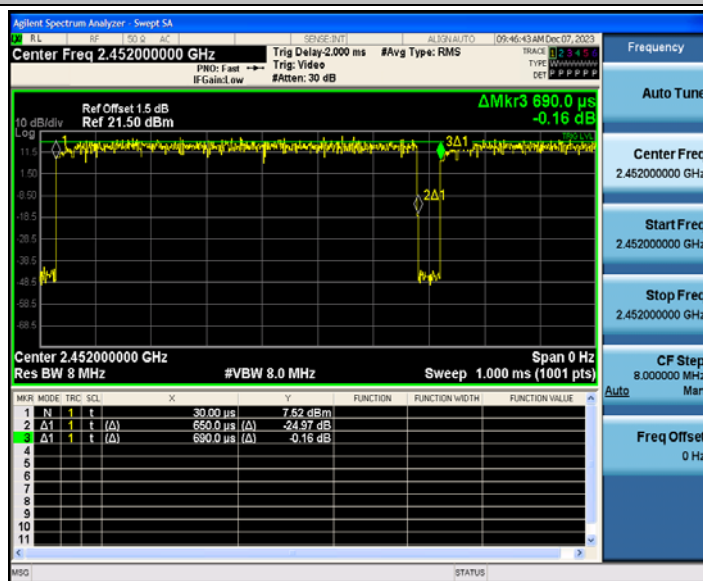
For anti-fake verification, please visit the official website of Certification and Accreditation Administration of the People's Republic of China: [yz.cnca.cn](http://yz.cnca.cn)



802.11n(HT40)\_2437



802.11n(HT40)\_2452





### 3.9. Antenna requirement

#### Requirement

**FCC CFR Title 47 Part 15 Subpart C Section 15.203:**

An intentional radiator shall be designed to ensure that no antenna other than that furnished by the responsible party shall be used with the device. The use of a permanently attached antenna or of antenna that uses a unique coupling to the intentional radiator, the manufacturer may design the unit so that a broken antenna can be replaced by the user, but the use of a standard antenna jack or electrical connector is prohibited.

**FCC CFR Title 47 Part 15 Subpart C Section 15.247(c) (1)(i):**

(i) Systems operating in the 2400~2483.5 MHz band that is used exclusively for fixed. Point-to-point operations may employ transmitting antennas with directional gain greater than 6dBi provided the maximum conducted output power of the intentional radiator is reduced by 1 dB for every 3 dB that the directional gain of the antenna exceeds 6dBi.

#### Test Result

The directional gain of the antenna less than 6dBi, please refer to the EUT internal photographs antenna photo.

\*\*\*\*\*THE END\*\*\*\*\*