

TEST SETUP PHOTOGRAPHS

Conducted Emissions Front View- Powered by Adapter



Conducted Emissions Side View- Powered by Adapter



Conducted Emissions Front View-Powered by Charger Base




Conducted Emissions Side View-Powered by Charger Base




Radiated Emission 9k-30MHz Parallel View- Powered by Adapter




Radiated Emission 9k-30MHz Perpendicular View-Powered by Adapter




Radiated Emission 9k-30MHz Ground-parallel View-Powered by Adapter



Radiated Emission 30M-1GHz View-Powered by Adapter




Radiated Emission 9k-30MHz Parallel View-Powered by Charger Base



Radiated Emission 9k-30MHz Perpendicular View-Powered by Charger Base



Radiated Emission 9k-30MHz Ground-parallel View-Powered by Charger Base



Radiated Emission 30M-1GHz View-Powered by Charger Base



Radiated Emission Above 1GHz View-Powered by Adapter

