



GROOVE WALLET TRACE

USER MANUAL






STEP ONE

You can add your Groove
Wallet Trace to the Apple Find
My app on your iPhone or iPad
in a few easy steps:

- 1 Press and release the power button to turn on the Groove Wallet Trace. You should hear a chime.
- 2 Open the Apple Find My App.
- 3 Double click the power button on your Groove Wallet Trace twice. You should hear a beep to signify the product is ready for bluetooth pairing.
- 4 In your Find My App click the “+” button.
- 5 Select “Add Other Item”. Your iPhone, iPad, iPod touch, or Mac will locate the Groove Wallet Trace and bring up a notification on your phone to “Connect” and name your Groove Wallet Trace.

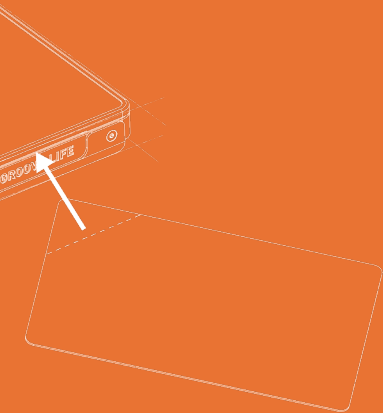
6 To turn off the Groove Wallet Trace, hold the power button for five seconds. A chime will play to signify that it has been successfully turned off.

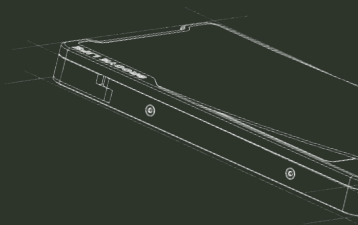
7 After setup, you can locate your Groove Wallet Trace in the Apple Find My app on your iPhone, iPad, iPod touch, or Mac.



STEP TWO

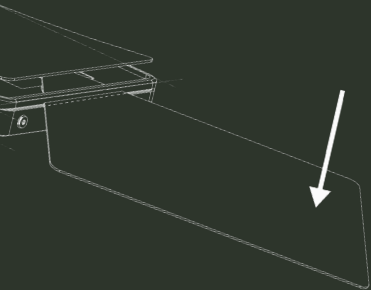
Insert a credit card into the slot on the bottom of the wallet all the way up to the indicated line as shown.






STEP THREE

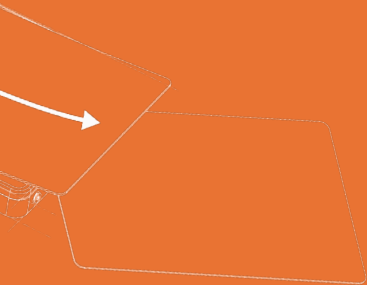
Push down on the card to lift the back of the faceplate off of the wallet.

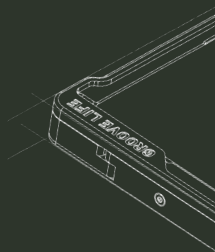




STEP FOUR

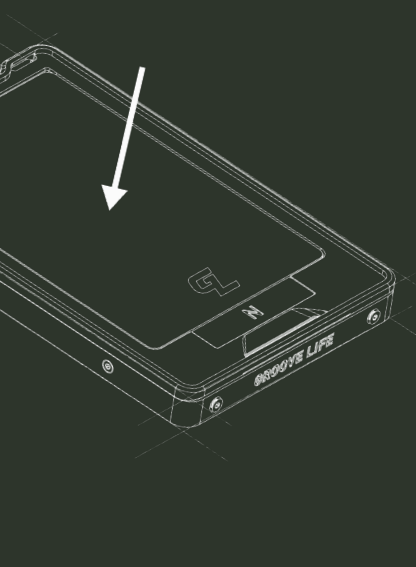
Slide the Insert straight backwards off of the wallet.





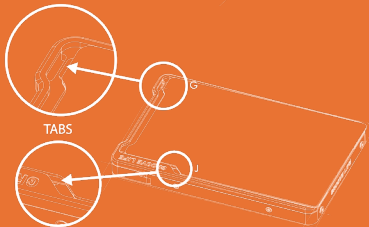
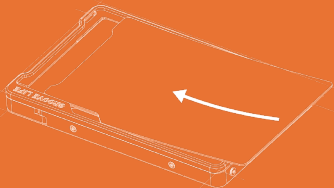
STEP FIVE

Place the tracker into the recess in the wallet. Be sure to orientate the tracking card with the GL logo facing up and positioned in the bottom center.



STEP SIX

Slide insert from the back of the wallet towards the front. Make sure the tabs at the top of the insert slide into the recesses in the wallet. If tabs are located correctly, slide the insert forward firmly to seat the insert.





www.GrooveLife.com



GROOVE WALLET TRACE

IMPORTANT PRODUCT INFORMATION



REQUIREMENTS

Apple Find My provides an easy, secure way to locate compatible personal items on a map using the Find My app on your iPhone, iPad, Mac, or the Find Items app on Apple Watch.

You can add your Groove Wallet Trace to the Apple Find My app on your iPhone or iPad in a few easy steps. **See user manual.**

After setup, you can locate your Groove Wallet Trace in the Apple Find My app on your iPhone, iPad, Mac, or the Find Items app on Apple Watch.

To use Find My, the latest version of iOS, iPadOS, macOS, or watchOS is recommended.

PRIVACY

The Apple Find My network uses advanced encryption to ensure that no one else, not even Apple or Groove Wallet Trace, can view the location of your Groove Wallet Trace.

WARNING

This product is not a toy or edible. Mobile device casings can interfere with signal strength and decrease Groove Wallet Trace's visibility. Large metal parts near your mobile devices and your Groove Wallet Trace can interfere with the Bluetooth signal. Caution! Lithium battery inside. Risk of explosion in case of incorrect use. Please do not expose the product to a direct heat source. Please do not expose the product to any mechanical stress or impact. Do not attempt to disassemble your Groove Wallet Trace. You run the risk of electric shock and voiding your warranty. There are no user serviceable parts inside.

DECLARATION OF CONFORMITY

This device complies with Part 15 of the FCC Rules. Operation is subject to the following two conditions: 1. This device may not cause harmful interference, and 2. This device must accept any interference received, including interference that may cause undesired operation. The relevant Declaration of Conformity is available at www.chipolo.net/regulatory. Any changes or modifications not expressly approved by the party responsible for compliance, may void the authorization to operate this equipment. This device complies with the RF exposure SAR test exclusion requirements for portable devices if a minimum separation distance of 5 mm is kept. However, the device shall be used in such a manner that the potential for human contact during normal operation is minimized.

LEGAL

Use of the Works with Apple badge means that a product has been designed to work specifically with the technology identified in the badge and has been certified by the product manufacturer to meet Apple Find My network product specifications and requirements. Apple is not responsible for the operation of this device or use of this product or its compliance with safety and regulatory standards. Apple, Apple Watch, iPad, iPadOS, Mac, macOS, and watchOS are trademarks of Apple Inc., registered in the U.S. and other countries. IOS is a trademark or registered trademark of Cisco in the U.S. and other countries and is used under license.

SECURITY: The Apple Find My network uses advanced encryption to ensure that no one else, not even Apple or Groove Life, can view the location of your Groove Wallet Trace.



www.GrooveLife.com