


Test Setup for RF Conducted Emissions (AC Mains)




Test Setup for RF Conducted Emissions (AC Mains)




Test Setup for RF Conducted Emissions (AC Mains)






Test Setup for Spurious Radiated Emissions, 30 – 1000MHz – Antenna Polarization Horizontal



Test Setup for Spurious Radiated Emissions, 30 – 1000MHz – Antenna Polarization Vertical






Test Setup for Spurious Radiated Emissions, 1 – 18GHz – Antenna Polarization Horizontal




Test Setup for Spurious Radiated Emissions, 1 – 18GHz – Antenna Polarization Vertical





Test Setup for Spurious Radiated Emissions, Above 18GHz – Antenna Polarization Horizontal



Test Setup for Spurious Radiated Emissions, Above 18GHz – Antenna Polarization Vertical