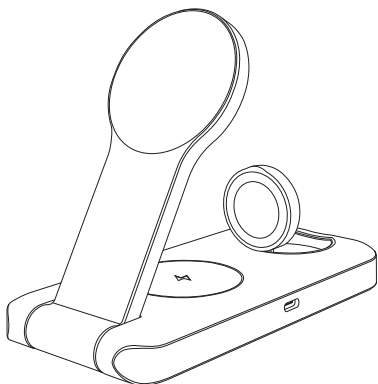
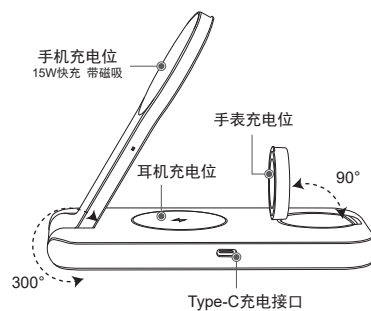
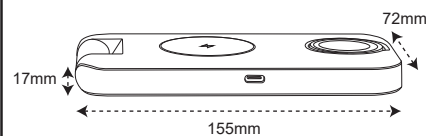


尺寸：60x90mm

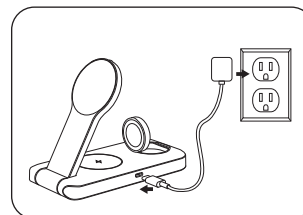
三合一磁性无线充电座 说明书



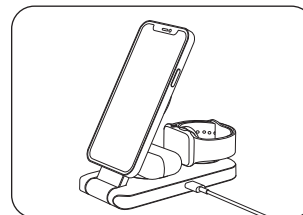
产品参数：



使用方法：



1. 连接电源。

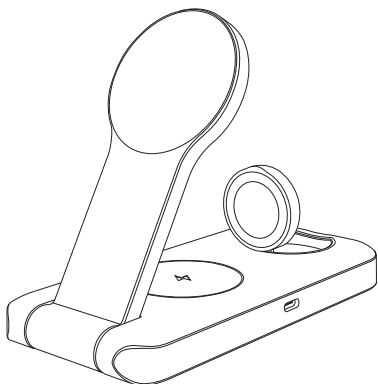


2. 给手机、Apple watch、AirPods充电。

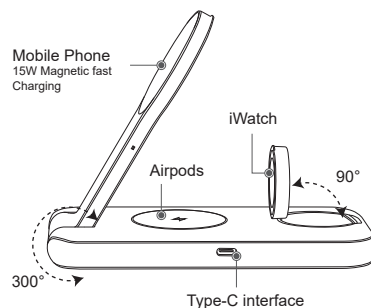
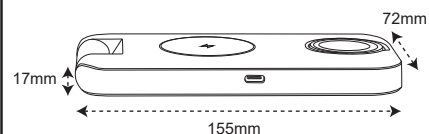
注意：

- * 请勿私自拆卸设备。
- * 确保您的设备支持Qi无线充电协议或安装符合Qi标准的无线接收器（不包含在内）。
- * 要实现手机吸附充电，请确保手机设备带有磁吸功能，或配有磁吸配件（如：磁吸保护壳）。
- * 要达到快充，需要使用支持快充的适配器和充电线。
- * 请勿在高温或者潮湿的环境下使用或存放该磁吸无线充。
- * 磁铁可能会干扰产品的磁吸充电或导致故障；为避免其他设备和产品互相干扰，请将磁性芯片卡（例如D卡，信用卡）或医疗设备（例如心脏起搏器，除颤器，助听器等）与产品保持至少20cm的距离，无线充电时30cm以上。
- * 指示灯状态
 - 通电- 两个指示灯整体快闪3次后熄灭。
 - 待机状态- 两个指示灯全部熄灭。
 - 单独充一个设备- 只有对应的灯亮，另外一个灯是灭灯状态。
 - 同时充两台设备- 两个指示灯整体全亮。
 - 充一台设备且有异物，FOD保护-两个指示灯整体快闪。
 - 一台设备正常充电，另一台设备FOD保护-一个灯常亮，另一个灯快闪。
- * FOD-异物检测
 - 充一台设备且有异物，FOD保护-两个指示灯整体快闪。
 - 一台设备正常充电，另一台设备FOD保护-一个灯常亮，另一个灯快闪。

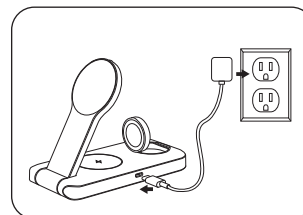
3-in-1 Magnetic Wireless Charging Stand User Manual



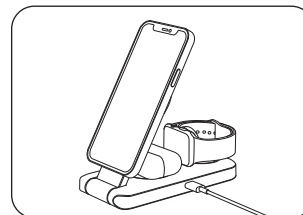
Product Parameter:



How to Use:



1. Connect to a power adapter.



2. Attach your iPhone 12/13/14 to the top magnetic pad, and place your Charge your phone, Apple Watch, AirPods.

Attention:

- * Do not disassemble the device.
- * Please make sure your device is Qi-compatible or has a Qi receiver kit (not included).
- * Your phone should be MagSafe compatible or equipped with a magnetic plate or phone case in order to achieve the magnetic charging effect. (such as a magnetic protective case).
- * A Quick Charger adapter and cable are required for the fast wireless charging features. (Power adapter is sold separately)
- * Do not use or store the magnetic wireless charger in a hot or humid environment as it may damage the circuit.
- * A magnet may interfere with the magnetic charging of the product or cause malfunctions; To avoid interference between other devices and products, please keep magnetic chip cards (such as ID cards, credit cards) or medical devices (such as pacemakers, defibrillators, hearing aids, etc.) away from the product. Keep a distance of at least 20 cm from the product, and more than 30 cm during wireless charging.
- * LED Indicator Status
 - Power on -- Both indicators flash 3 times quickly and then go out.
 - Standby mode -- Both indicators go out.
 - Charging 1 device -- Both indicators are on simultaneously.
 - Charging 2 devices -- Both indicators are on simultaneously.
 - Charging 1 devices but paused due to a foreign object detected -- Both indicators flash.
 - One device charging, the other paused due to a foreign object detected. (Please remove the object to continue charging.) -- One light is on, the other light flashes.

FCC Statement

This device complies with part 15 of the FCC Rules. Operation is subject to the following two conditions:

- (1) This device may not cause harmful interference, and
- (2) this device must accept any interference received, including interference that may cause undesired operation.

This equipment has been tested and found to comply with the limits for a Class B digital device, pursuant to part 15 of the FCC Rules. These limits are designed to provide reasonable protection against harmful interference in a residential installation. This equipment generates, uses and can radiate radio frequency energy and, if not installed and used in accordance with the instructions, may cause harmful interference to radio communications. However, there is no guarantee that interference will not occur in a particular installation. If this equipment does cause harmful interference to radio or television reception, which can be determined by turning the equipment off and on, the user is encouraged to try to correct the interference by one or more of the following measures:

- Reorient or relocate the receiving antenna.
- Increase the separation between the equipment and receiver.
- Connect the equipment into an outlet on a circuit different from that to which the receiver is connected.
- Consult the dealer or an experienced radio/TV technician for help.

FCC Caution: Any changes or modifications not expressly approved by the party responsible for compliance could void the user's authority to operate the equipment. This transmitter must not be co-located or operating in conjunction with any other antenna or transmitter.

RF Exposure Considerations

This device complies with FCC radiation exposure limits set forth for an uncontrolled environment. This equipment should be installed and operated with minimum distance 20cm between the radiator & your body.