


Appendix D


Photographs

1. SAR measurement System
2. Photographs of Tissue Simulate Liquid
3. Photographs of EUT test position
4. EUT Constructional Details




1. SAR measurement System




2. Photographs of Tissue Simulate Liquid

Photo 1: Tissue Simulant Liquid for HBBL600-10000MHz	NA
	NA

3. Photographs of EUT test position

Photo 2: Front side 0mm	Photo 3: Back side 0mm
	
Photo 4: Right side 0mm	
	N/A

4. EUT Antenna Locations





5. EUT Constructional Details

Please Refer to Appendix D Photographs of EUT Constructional Details for
SZCR2310003469AT