


HALQ BLK

Lite · Modify · Recreate EV Lifestyle



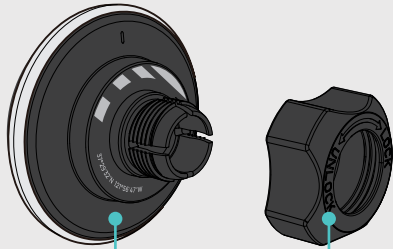
HALOBLK Magnetic Charger



▶ Youtube Channel: HALOBLK\_official

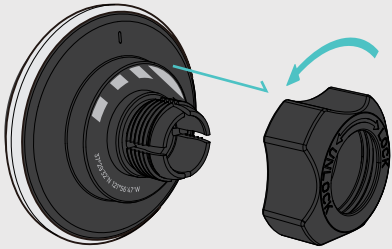
SCAN THE QR CODE TO WATCH THE INSTALLATION VIDEO.

Overview

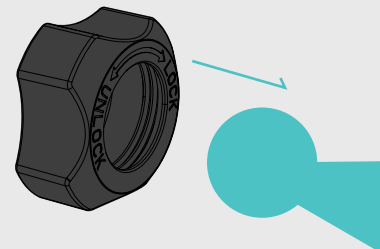


Magnetic Wireless ChargerRetaining Nut

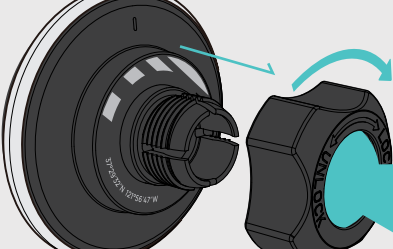
Installation Steps



1. Remove the retaining nut from the magnetic wireless charger



2. Thread the retaining nut through the universal car ball mount



3. Insert the retaining nut into the middle of the magnetic wireless charger and tighten it

This equipment generates uses and can radiate radio frequency energy and, if not installed and used in accordance with the instructions, may cause harmful interference to radio communications. However, there is no guarantee that interference will not occur in a particular installation. If this equipment does cause harmful interference to radio or television reception, which can be determined by turning the equipment off and on, the user is encouraged to try to correct the interference by one or more of the following measures:

- Reorient or relocate the receiving antenna.
- Increase the separation between the equipment and receiver.
- Connect the equipment into an outlet on a circuit different from that to which the receiver is connected.
- Consult the dealer or an experienced radio/TV technician for help.

This equipment must be installed and operated with a minimum distance of 15 cm between the radiator and user body.

Input: 5V-2A/9V-2A/12V-2A  
Output: 5W/7.5W/10W/15W(MAX)



HALQ BLK

If you need any support, please feel free to contact us.

support@haloblk.com



@haloblk\_global



@Haloblk.global



@Haloblk\_global

www.haloblk.com

黑洛 HALQ BLK

轻改装 · 重塑新能源想象



黑洛磁吸充电器



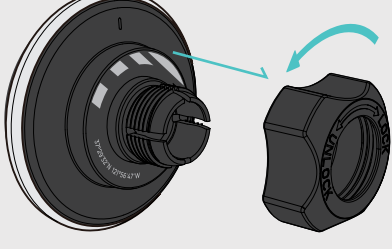
安装教程视频

产品概况

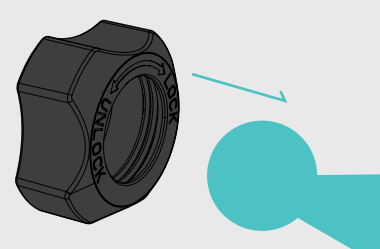


黑洛磁吸充电器固定螺母

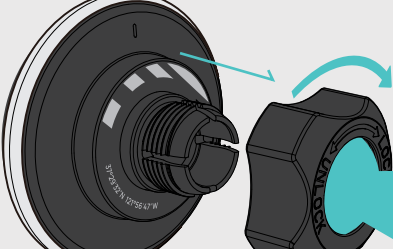
安装教程



1. 将固定螺母向左拧松从黑洛磁吸充电器上取下



2. 将固定螺母穿过球头



3. 将固定螺母套入黑洛磁吸充电器中并向右拧紧

**电子信息产品有害物质声明**

本表格依据 SJ/T11364 的规定编制

O: 表示该有害物质在该部件所有均质材料中的含量均在 GB/T26572 标准规定的限量要求以下

X: 表示有害物质至少在该部件某均质材料中的含量超出 GB/T 26572 标准规定的限量要求。

温馨提示: 5 年图标是指“环保有效使用期限”,不是产品质量保证期限。电子产品均含有铅、汞、等有害物质,一旦超期使用,有害物质将可能因为发生外泄或突变,对环境造成污染,或对人体及人身财产造成严重损害。“环保使用期限”意为所有的电子产品都将被要求在此有效限期内使用,超过安全使用年限之后出现的安全风险问题,我们将不再对产品质量负责。

| 部件名称 | 有害物质或元素 |        |        |             |            |              |
|------|---------|--------|--------|-------------|------------|--------------|
|      | 铅 (Pb)  | 汞 (Hg) | 镉 (Cd) | 六价铬 (Cr VI) | 多溴联苯 (PBB) | 多溴二苯醚 (PBDE) |
| PCB  | O       | O      | O      | O           | O          | O            |
| 塑料   | O       | O      | O      | O           | O          | O            |
| 附件   | O       | O      | O      | O           | O          | O            |



黑洛 HALQ BLK

如果您对产品有任何疑问和建议, 请您用邮箱联系我们

support@haloblk.com



黑洛 HALOBLK



黑洛汽车用品旗舰店



黑洛旗舰店

www.haloblk.com