

energy capsule
Instruction manual



PanBrain
Good energy during the
day and sleep soundly at
night

01/ Instructions related notes

* Thank you very much for choosing PanBrain's products.

In order to use this product safely, please follow the instructions strictly. If you lend this product to others or give it to others, please be sure to hand in the instructions together with them.

* There is a warranty card attached to this instruction manual, please keep it properly.

02/ For the correct and safe use of this product

Please read this manual carefully before use and use it correctly.

In order to prevent personal injury or property loss to you or others, the following figure is used to show the degree of harm and loss. Please read the text after understanding the content. The symbols and meanings of warning signs are as follows:

| | |
|-----------|---|
| Danger | Content that has a high likelihood of causing injury or death |
| Warnings | Content that could cause injury or death |
| Watch out | Possible minor injuries or property damage * Content * indicates extended damage to homes and |


| | |
|--|--|
| | furniture as well as livestock and pets |
| | Prohibited content Indicates prohibited content that cannot be done * Specific content is marked on or next to the diagram |
| | Indicates what must be followed |
| | Indicates what must be noted 2 |

Warning

In order to prevent an accident or cause physical discomfort, do not use if you fit the following conditions.

1. People who have performed surgery on the parts involved in the product.
2. People with skin injury, redness, inflammation, congestion and other discomfort symptoms in the scalp part of the product.
3. Patients with cerebrovascular disease, heart disease or history, head skin disease.
4. Patients with blood diseases such as bleeding tendency, epilepsy, stroke.
5. Pregnant women, teenagers and children under the age of 18.
6. If you meet the following conditions, please use with caution
7. Slow movement, physical and mental dysfunction or intellectual disabilities.
8. People with bipolar disorder.
9. People who are sensitive to electric current.

03/ Product Introduction




① Charging Port

② intervention

contact

③ detection

electrode sheet



④ Speaker

⑤ Switch button

⑥ Indicator light

⑦ Energy + /- button

⑧ Elastic band

※ Product accessories

Host, charging cable, storage bag, cleaning wipes, special gel, conductive sleeve *3 pairs, saline solution, instruction manual, power adapter, saline immersion box

04/ Charging method

1. This product has a special adapter and charging cable, charging cable and product connector is **Type-c**, plug the **Type-c** plug
2. of the charging cable into the charging jack of the product.
Plug the other end of the charging cable

05/ Product Features

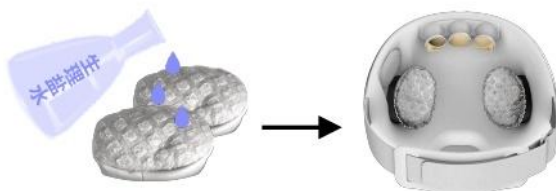
The general mind energy chamber changes the internal electrical activity of the brain through micro-current, stimulating the plasticity of the brain and restarting the young state of the brain. The formulation of the precise intervention plan is based on the brain information read by the unique brainwave acquisition module, which is transformed into specific intervention parameters by the self-developed algorithm. After using the product, you will feel calmer and relaxed, so that you can be energetic during the day, concentrate, work or study efficiently, and anxiety and other negative emotions can be significantly relieved. At the same time, you can fall asleep quickly at night, sleep efficiently, and achieve the effect of quick repair.

06/ Product operation


On/off button, hold down for 2 seconds to turn off/off the machine. The energy +/- button has 3 power levels. The default energy gear of this product is 1 when the product is started for the first time. The intervention time is 15 minutes, and the EEG detection process is 90 seconds before and after the intervention. The blue light is steady on when the device is powered on, and the red light flashes when the battery is low, accompanied by a voice reminder.

07/ Essential knowledge

- ※ 1. It is recommended **to use the product** once a day, and the duration of a single use should not exceed one time to complete the whole process (the default setting is 18 minutes, and the duration can be adjusted according to personal circumstances).



2. Before use, please remove glasses, hair clips, hair accessories, wigs, earrings, etc., to avoid affecting the use experience.
3. Please fully soak the special electrode sleeve with normal saline, gently squeeze the electrode sleeve with your hand to ensure that the water does not automatically flow out or drip, then put the electrode sleeve on two black electrode intervention contacts respectively, and gently press and knead the electrode sleeve with your hand to ensure that the electrode sleeve is stably covered on the electrode intervention contacts without moving.



4. When the wearing test indicates "not properly worn", you can hold the product. The salt water can fully penetrate the hair and touch the scalp, and it will be worn correctly when the prompt sound is eliminated.
5. Next, you will hear the sound of ocean waves, which lasts for one and a half minutes. This stage is the EEG detection process, and then the intervention module will be opened. When using the product, you can keep standing or sitting posture as much as possible, and look at the distance or the scenery outside the window as much as possible.
6. If you feel excessive pain or burning during use, please take off the product and fill the special electrode sleeve with normal saline, and then wear it again. After using the product, please apply the special gel to the skin affected by the product to protect and repair the skin.
7. After the intervention, you will hear the sound of ocean waves again. This is the post-intervention EEG detection process, which will last for one and a half minutes, and then you will be prompted to finish using the product and the product will automatically shut down.

08/ Troubleshooting

If something goes wrong when using the operation, please have it inspected. If the fault can not be eliminated or the product is still not ideal operation, please cut off the power supply, should be repaired by professional and technical personnel, do not disassemble the product!

| Trouble shooting | | |
|--|-----------------------------|---------------------------|
| Basic Faults | Possible triggers | Basic Exclusions |
| Inability to turn on | Whether the battery is low | If so, charge it promptly |
| Intervention No perception | Whether the battery is weak | If so, charge it promptly |
| If it still cannot be solved after checking, please call the after-sales number: +86 13372520558 | | |

09/ How to store

When the product is stored for more than 3 months, the machine should be re-charged after unpacking. Do not place it close to the ground, walls and roof. ※ **The transport** room should be well ventilated to avoid strong sunlight and corrosive gas. Product packaging with simple shock-proof facilities, suitable for air, railway, road and ship transport, should avoid rain, snow splash, inversion and collision. ※ **Check the power** supply. If the voltage exceeds the specified range, do not turn on the power supply. ※ **Cleaning, maintenance and maintenance** protect the appliance from tide temperature. Do not place the appliance in the dishwasher or micro-wave furnace. Before cleaning,

please turn off the machine and let it cool down. Do not flood the appliance with water. Do not use pointed or corrosive, volatile thinner cleaners. Use a soft, lukewarm cloth to clean and use

※ **Discard and
recycle** soft dry cloth
to wipe clean.

Product Info.

Model: Lotus-1

Rated Input: 5V \Rightarrow 0.5A

Working Output Power:1.5W

FCC

Any changes or modifications not expressly approved by the party responsible for compliance could void the user's authority to operate the equipment.

This device complies with Part 15 of the FCC Rules. Operation is subject to the following two conditions:

- (1) this device may not cause harmful interference, and
- (2) this device must accept any interference received, including interference that may cause undesired operation.

This transmitter must not be co-located or operating in conjunction with any other antenna or transmitter.

Note: This equipment has been tested and found to comply with the limits for a Class B digital device, pursuant to Part 15 of the FCC Rules. These limits are designed to provide reasonable protection against harmful interference in a residential installation. This equipment generates, uses, and can radiate radio frequency energy, and if not installed and used in accordance with the instructions, may cause harmful interference to radio communications. However, there is no guarantee that interference will not occur in a particular installation. If this equipment does cause harmful interference to radio or television reception, which can be determined by turning the equipment off and on, the user is encouraged to try to correct the interference by one or more of the following measures:

- Reorient or relocate the receiving antenna.
- Increase the separation between the equipment and receiver.
- Connect the equipment into an outlet on a circuit different from that to which the receiver is connected.
- Consult the dealer or an experienced radio/TV technician for help.

The device has been evaluated to meet general RF exposure requirement. The device can be used in portable exposure condition without restriction.



Official website QR
code



Customer Service QR
Code

Shenzhen PanBrain Technology Co., Ltd.
Room 2801, 28th floor, east building, digital culture
industry base, Nanshan District, Shenzhen, China.

www.panbrain.com
editor@coolbrainscience.com