



Radio Test Report


Report No.: STS2412041W01

Issued for

Zhejiang Hyxi Technology Co., Ltd.

Room 216, Block A, Building 1, No. 57 Jiang'er Road,
Changhe Street, Binjiang District, Hangzhou , Zhejiang
Province, China

Product Name: Data Communication Stick

Brand Name:  HYXiPOWER

Model Name: HYX-DCS-4G-A

Series Model(s): N/A

FCC ID: 2BDBN-DCSA4GG1

Test Standards: 47 CFR Part 2, 22, 24, 27


The test results presented in this report relate only to the object tested. This report shall not be reproduced, except in full, without the written approval of the Shenzhen STS Test Services Co., Ltd.



TEST REPORT

Applicant's Name: Zhejiang Hyxi Technology Co., Ltd.
Address.....: Room 216, Block A, Building 1, No. 57 Jiang'er Road, Changhe Street, Binjiang District, Hangzhou , Zhejiang Province, China
Manufacturer's Name: Zhejiang Hyxi Technology Co., Ltd.
Address.....: Room 216, Block A, Building 1, No. 57 Jiang'er Road, Changhe Street, Binjiang District, Hangzhou , Zhejiang Province, China

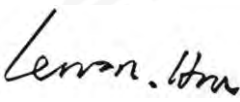
Product Description


Product Name: Data Communication Stick
Brand Name.....: 
Model Name.....: HYX-DCS-4G-A
Series Model(s): N/A

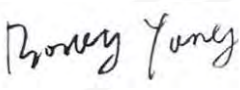
Test Standards.....: 47 CFR Part 2, 22, 24, 27
Test Procedure: KDB 971168 D01 v03r01,ANSI C63.26(2015)

This device described above has been tested by STS, the test results show that the equipment under test (EUT) is in compliance with the FCC requirements. And it is applicable only to the tested sample identified in the report.
 The test results presented in this report relate only to the object tested. This report shall not be reproduced, except in full, without the written approval of the Shenzhen STS Test Services Co., Ltd.

Date of Test..... :
Date of receipt of test item: 05 Dec. 2024
Date (s) of performance of tests : 05 Dec. 2024 ~ 25 Dec. 2024
Date of Issue: 25 Dec. 2024
Test Result: Pass

Testing Engineer : 

 (Lenon Hou)
Technical Manager : 

 (Tony Liu)
Authorized Signatory : 

 (Bovey Yang)





Table of Contents	Page
1 INTRODUCTION	7
1.1 TEST FACTORY	7
1.2 MEASUREMENT UNCERTAINTY	7
2 PRODUCT INFORMATION	8
3 TEST CONFIGURATION OF EQUIPMENT UNDER TEST	12
4 MEASUREMENT INSTRUMENTS	15
5 TEST ITEMS	16
5.1 CONDUCTED OUTPUT POWER&TRANSMITTER RADIATED POWER	16
5.2 PEAK TO AVERAGE RATIO	54
5.3 OCCUPIED BANDWIDTH	55
5.4 FREQUENCY STABILITY	56
5.5 SPURIOUS EMISSIONS AT ANTENNA TERMINALS	66
5.6 BAND EDGE	67
5.7 FIELD STRENGTH OF SPURIOUS RADIATION MEASUREMENT	69
APPENDIX-PHOTOS OF TEST SETUP	113



Revision History

Rev.	Issue Date	Report No.	Effect Page	Contents
00	25 Dec. 2024	STS2412041W01	ALL	Initial Issue



SUMMARY OF TEST RESULTS

Test procedures according to the technical standards:

The radiated emission testing was performed according to the procedures of KDB 971168 D01 v03r01 and ANSI C63.26(2015)

Test Description	FCC Rules	Band	Test Limit	Test Result
Conducted Output Power	2.1046	/	Reporting Only	PASS
Transmitter Radiated Power	22.913	B5	ERP < 7 Watt	PASS
	24.232(c)	B2	EIRP < 2Watt	
	27.50(b)	B13	ERP < 3 Watt	
	27.50(c)	B12, B17, B71	ERP < 3 Watt	
	27.50(d)	B4, B66	EIRP < 1Watt	
Peak-to-Average Ratio	22.913(d)	B5	< 13 dB	PASS
	24.232(d)	B2		
	27.50	B4, B12, B13, B17, B66, B71		
Occupied Bandwidth	2.1049	/	Reporting Only	PASS
Frequency Stability	2.1055	/	< 2.5 ppm	PASS
	22.355	B5		
	24.235	B2		
	27.54	B4, B12, B13, B17, B66, B71		
Spurious Emission at Antenna Terminals	2.1051	/	< 43+10log10(P[Watts])	PASS
	22.917	B5		
	24.238(a)	B2		
	27.53(c)	B13		
	27.53(g)	B12, B17, B71		
	27.53(h)	B4, B66		



Band Edge	2.1051	/	Please refer to standard	PASS
	22.917	B5		
	24.238(a)	B2		
	27.53(c)	B13		
	27.53(g)	B12, B17, B71		
	27.53(h)	B4, B66		
Field Strength of Spurious Radiation	2.1053	/	< 43+10log10(P[Watts])	PASS
	22.917	B5		
	24.238(a)	B2		
	27.53(c)	B13		
	27.53(g)	B12, B17, B71		
	27.53(h)	B4, B66		



1 INTRODUCTION

1.1 TEST FACTORY

SHENZHEN STS TEST SERVICES CO., LTD

Add. : 101, Building B, Zhuoke Science Park, No.190 Chongqing Road, ZhanChengShequ, Fuhai Sub-District, Bao'an District, Shenzhen, Guang Dong, China

FCC test Firm Registration Number: 625569

IC test Firm Registration Number: 12108A

A2LA Certificate No.: 4338.01

1.2 MEASUREMENT UNCERTAINTY

The measurement uncertainties shown below were calculated in accordance with the requirements of ANSI C63.4-2014. All measurement uncertainty values are shown with a coverage factor of $k = 2$ to indicate a 95% level of confidence. The measurement data shown herein meets or exceeds the UCISPR measurement uncertainty values specified in CISPR 16-4-2 and, thus, can be compared directly to specified limits to determine compliance.

No.	Item	Uncertainty
1	RF output power, conducted	$\pm 0.755\text{dB}$
2	Unwanted Emissions, conducted	$\pm 2.874\text{dB}$
3	All emissions, radiated 9K-30MHz	$\pm 3.80\text{dB}$
4	All emissions, radiated 30M-1GHz	$\pm 4.18\text{dB}$
5	All emissions, radiated 1G-6GHz	$\pm 4.90\text{dB}$
6	All emissions, radiated >6G	$\pm 5.24\text{dB}$
7	Conducted Emission (9KHz-150KHz)	$\pm 2.19\text{dB}$
8	Conducted Emission (150KHz-30MHz)	$\pm 2.53\text{dB}$
9	Occupied Channel Bandwidth	$\pm 3.5\%$
10	Power Spectral Density, conducted	$\pm 1.245\text{dB}$
11	Duty Cycle	$\pm 3.2\%$



2 PRODUCT INFORMATION

Product Name	Data Communication Stick
Brand Name	
Model Name	HYX-DCS-4G-A
Series Model(s)	N/A
Model Difference	N/A
Tx Frequency:	WCDMA B2: 1850-1910 MHz WCDMA B5: 824-849 MHz WCDMA B4: 1710-1755 MHz LTE Band 2:1850~1910MHz LTE Band 4:1710~1755MHz LTE Band 5:824~849MHz LTE Band 12:699~716MHz LTE Band 13:777~787MHz LTE Band 17: 704-716 MHz LTE Band 66:1710~1780MHz LTE Band 71: 663-698 MHz
Rx Frequency:	WCDMA B2: 1930-1990 MHz WCDMA B5: 869-894 MHz WCDMA B4: 2110-2155 MHz LTE Band 2:1930 ~1990MHz LTE Band 4:2110~2155MHz LTE Band 5:869~894MHz LTE Band 12:729~746MHz LTE Band 13:746~756 MHz LTE Band 17: 734-746 MHz LTE Band 66:2110~2200MHz LTE Band 71: 617-652MHz
Max RF Output Power:	WCDMA B2:24.31 dBm WCDMA B4:24.01 dBm WCDMA B5:24.39 dBm LTE Band 2: 24.32 dBm LTE Band 4: 24.01 dBm LTE Band 5: 24.03 dBm LTE Band 12: 24.22 dBm LTE Band 13: 23.89 dBm LTE Band 17: 23.98 dBm LTE Band 66: 23.71 dBm LTE Band 71: 24.01 dBm
Modulation Characteristics:	WCDMA: QPSK; HSDPA:QPSK/16QAM; HSUPA:BPSK LTE: QPSK /16QAM
SIM Card:	Only support single SIM Card.
Antenna:	PIFA
Antenna gain:	WCDMA B2/B4:1.87dBi WCDMA B5:1.25dBi LTE Band 2/B4/B66:1.87dBi LTE Band 5/B12/B13/B17/B71:1.25dBi
Extreme Vol. Limits:	DC 4.5V ~ DC 5.5V (Normal: DC 5V)
Extreme Temp. Tolerance:	-30°C to +65°C



Power Rating	Input:DC 5V 1A
Adapter	N/A
Battery	N/A
Hardware version number:	V1.0
Software version number:	V1.0
<i>** Note: The High Voltage DC 5.5V and Low Voltage DC 4.5V was declared by manufacturer, The EUT couldn't be operate normally with higher or lower voltage, the antenna information refer the manufacturer provide report, applicable only to the tested sample identified in the report.</i>	



2.1 EMISSION DESIGNATOR

Mode		Emission Designator (99%OBW)	
WCDMA Band2		4M13F9W	
HSDPA Band2		4M14F9W	
HSUPA Band2		4M16F9W	
WCDMA Band4		4M14F9W	
HSDPA Band4		4M13F9W	
HSUPA Band4		4M14F9W	
WCDMA Band5		4M13F9W	
HSDPA Band5		4M14F9W	
HSUPA Band5		4M15F9W	
LTE Band 2	Emission Designator	Emission Designator	
BW(MHz)	(99%OBW)QPSK	(99%OBW)16QAM	
1.4	1M10G7D	1M10W7D	
3	2M70G7D	2M70W7D	
5	4M52G7D	4M52W7D	
10	8M98G7D	8M98W7D	
15	13M4G7D	13M5W7D	
20	17M9G7D	17M9W7D	
LTE Band 4	Emission Designator	Emission Designator	
BW(MHz)	(99%OBW)QPSK	(99%OBW)16QAM	
1.4	1M11G7D	1M10W7D	
3	2M72G7D	2M71W7D	
5	4M53G7D	4M52W7D	
10	8M99G7D	8M98W7D	
15	13M5G7D	13M5W7D	
20	18M0G7D	18M0W7D	
LTE Band 5	Emission Designator	Emission Designator	
BW(MHz)	(99%OBW)QPSK	(99%OBW)16QAM	
1.4	1M10G7D	1M10W7D	
3	2M71G7D	2M70W7D	
5	4M52G7D	4M53W7D	
10	8M97G7D	8M98W7D	



LTE Band 12	Emission Designator	Emission Designator
BW(MHz)	(99%OBW)QPSK	(99%OBW)16QAM
1.4	1M10G7D	1M11W7D
3	2M71G7D	2M71W7D
5	4M53G7D	4M52W7D
10	8M99G7D	9M01W7D
LTE Band 13	Emission Designator	Emission Designator
BW(MHz)	(99%OBW)QPSK	(99%OBW)16QAM
5	4M52G7D	4M52W7D
10	8M97G7D	8M95W7D
LTE Band 17	Emission Designator	Emission Designator
BW(MHz)	(99%OBW)QPSK	(99%OBW)16QAM
5	4M53G7D	4M52W7D
10	8M98G7D	8M97W7D
LTE Band 66	Emission Designator	Emission Designator
BW(MHz)	(99%OBW)QPSK	(99%OBW)16QAM
1.4	1M10G7D	1M10W7D
3	2M72G7D	2M71W7D
5	4M53G7D	4M54W7D
10	9M00G7D	8M99W7D
15	13M5G7D	13M5W7D
20	18M0G7D	18M0W7D
LTE Band 71	Emission Designator	Emission Designator
BW(MHz)	(99%OBW)QPSK	(99%OBW)16QAM
5	4M52G7D	4M53W7D
10	8M99G7D	9M00W7D
15	13M4G7D	13M4W7D
20	17M9G7D	17M9W7D



3 TEST CONFIGURATION OF EQUIPMENT UNDER TEST

Antenna port conducted and radiated test items were performed according to KDB 971168 D01 and ANSI C63.26 2015 Power Meas. License Digital Systems with maximum output power.

Radiated measurements were performed with rotating EUT in different three orthogonal test planes to find the maximum emission.

Radiated emissions were investigated as following frequency range:

1. 30 MHz to 10th harmonic for GSM850 and WCDMA Band V.
2. 30 MHz to 10th harmonic for WCDMA Band IV.
3. 30 MHz to 10th harmonic for GSM1900 and WCDMA Band II.

All modes and data rates and positions were investigated.

Test modes are chosen to be reported as the worst case configuration below:

	TEST MODES	
BAND	RADIATED TCS	CONDUCTED TCS
WCDMA BAND V	RMC 12.2KBPS LINK	RMC 12.2KBPS LINK
WCDMA BAND II	RMC 12.2KBPS LINK	RMC 12.2KBPS LINK
WCDMA BAND IV	RMC 12.2KBPS LINK	RMC 12.2KBPS LINK



LTE:

ITEMS	Band	Bandwidth (MHz)						Modulation		RB #			Test Channel		
		1.4	3	5	10	15	20	QPSK	16QAM	1	Half	Full	L	M	H
Max. Output Power	2	v	v	v	v	v	v	v	v	v	v	v	v	v	v
	4	v	v	v	v	v	v	v	v	v	v	v	v	v	v
	5	v	v	v	v			v	v	v	v	v	v	v	v
	12	v	v	v	v			v	v	v	v	v	v	v	v
	13			v	v			v	v	v	v	v		v	
	17			v	v			v	v	v	v	v	v	v	v
	66	v	v	v	v	v	v	v	v	v	v	v	v	v	v
	71			v	v	v	v	v	v	v	v	v	v	v	v
Peak&Avera Ratio	2	v	v	v	v	v	v	v	v	v			v	v	v
	4	v	v	v	v	v	v	v	v	v			v	v	v
	5	v	v	v	v			v	v	v			v	v	v
	12	v	v	v	v			v	v	v			v	v	v
	13			v	v			v	v	v				v	
	17			v	v			v	v	v			v	v	v
	66	v	v	v	v	v	v	v	v	v			v	v	v
	71			v	v	v	v	v	v	v			v	v	v
26dB&99% Bandwidth	2	v	v	v	v	v	v	v	v			v	v	v	v
	4	v	v	v	v	v	v	v	v			v	v	v	v
	5	v	v	v	v			v	v			v	v	v	v
	12	v	v	v	v			v	v			v	v	v	v
	13			v	v			v	v			v		v	
	17			v	v			v	v			v	v	v	v
	66	v	v	v	v	v	v	v	v			v	v	v	v
	71			v	v	v	v	v	v			v	v	v	v
Conducted Band Edge	2	v	v	v	v	v	v	v	v			v	v		v
	4	v	v	v	v	v	v	v	v			v	v		v
	5	v	v	v	v			v	v			v	v		v
	12	v	v	v	v			v	v			v	v		v
	13			v	v			v	v			v		v	
	17			v	v			v	v			v	v		v
	66	v	v	v	v	v	v	v	v			v	v		v
	71			v	v	v	v	v	v			v	v		v
Conducted Spurious Emission	2	v	v	v	v	v	v	v	v	v		v	v	v	v
	4	v	v	v	v	v	v	v	v	v		v	v	v	v
	5	v	v	v	v			v	v	v		v	v	v	v
	12	v	v	v	v			v	v	v		v	v	v	v
	13			v	v			v	v	v		v		v	
	17			v	v			v	v	v		v	v	v	v
	66	v	v	v	v	v	v	v	v	v		v	v	v	v



	71			v	v	v	v	v	v	v	v	v	v	v	v
Frequency Stability	2				v			v				v		v	
	4				v			v				v		v	
	5				v			v				v		v	
	12				v			v				v		v	
	13				v			v				v		v	
	17				v			v				v		v	
	66				v			v				v		v	
	71				v			v				v		v	
E.R.P.& E.I.R.P.	2	v	v	v	v	v	v	v	v	v	v	v	v	v	v
	4	v	v	v	v	v	v	v	v	v	v	v	v	v	v
	5	v	v	v	v			v	v	v	v	v	v	v	v
	12	v	v	v	v			v	v	v	v	v	v	v	v
	13			v	v			v	v	v	v	v	v	v	
	17			v	v			v	v	v	v	v	v	v	v
	66	v	v	v	v	v	v	v	v	v	v	v	v	v	v
	71			v	v	v	v	v	v	v	v	v	v	v	v
Radiated Spurious Emission	2	v	v	v	v	v	v	v		v			v	v	v
	4	v	v	v	v	v	v	v		v			v	v	v
	5	v	v	v	v			v		v			v	v	v
	12	v	v	v	v			v		v			v	v	v
	13			v	v			v		v				v	
	17			v	v			v		v			v	v	v
	66	v	v	v	v	v	v	v		v			v	v	v
	71			v	v	v	v	v		v			v	v	v



4 MEASUREMENT INSTRUMENTS

RF Radiation Test Equipment					
Kind of Equipment	Manufacturer	Type No.	Serial No.	Last Calibration	Calibrated Until
Temperature & Humidity	SW-108	SuWei	N/A	2024.03.15	2025.03.14
Wireless Communications Test Set	R&S	CMW 500	117239	2024.09.23	2025.09.22
Pre-Amplifier(0.1M-3GHz)	EM	EM330	060665	2024.02.23	2025.02.22
Pre-Amplifier (1G-18GHz)	SKET	LNPA-01018G-45	SK2018080901	2024.09.23	2025.09.22
Positioning Controller	MF	MF-7802	MF-780208587	N/A	N/A
Signal Analyzer	R&S	FSV 40-N	101823	2024.09.23	2025.09.22
Switch Control Box	N/A	N/A	N/A	N/A	N/A
Filter Box	BALUN Technology	SU319E	BL-SZ1530051	N/A	N/A
Video Controller	SKET	FCS C-3	N/A	N/A	N/A
Bilog Antenna	TESEQ	CBL6111D	34678	2024.09.30	2025.09.29
Horn Antenna	SCHWARZBECK	BBHA 9120D	02014	2024.09.25	2025.09.24
Antenna Mast	MF	MFA-440H	N/A	N/A	N/A
Turn Table	MF	N/A	N/A	N/A	N/A
AC Power Source	APC	KDF-11010G	F214050035	N/A	N/A
DC Power Supply	Zhaoxin	RXN 605D	20R605D11010081	N/A	N/A
Test SW	EMC Test Software	15.2.0.339			
	EZ-EMC	Ver.STSLAB-03A1 RE			
RF Connected Test Equipment					
Kind of Equipment	Manufacturer	Type No.	Serial No.	Last Calibration	Calibrated Until
Temperature & Humidity	SW-108	SuWei	N/A	2024.03.15	2025.03.14
Wireless Communications Test Set	R&S	CMW 500	131428	2024.02.23	2025.02.22
Signal Analyzer	Agilent	N9020A	MY52440124	2024.02.23	2025.02.22
RF Automatic Test System	Maiwei	MW200-SFCB	N/A	N/A	N/A
Temperature & Humidity Test Chamber	Safety test	AG80L	171200018	2024.02.23	2025.02.22
Programmable Power Supply	Agilent	E3642A	MY40002025	2024.09.23	2025.09.22
Test SW	MTS 8200	2.0.0.0			

5 TEST ITEMS

5.1 CONDUCTED OUTPUT POWER&TRANSMITTER RADIATED POWER

TEST OVERVIEW

CONDUCTED OUTPUT POWER:

A system simulator was used to establish communication with the EUT. Its parameters were set to enforce EUT transmitting at the maximum power. The measured power in the radio frequency on the transmitter output terminals shall be reported.

TRANSMITTER RADIATED POWER (EIRP/ERP)

Determining ERP and/or EIRP from conducted RF output power measurements according to ANSI C63.26 2015 Section 5.2.5.5.

In many cases, RF output power limits are specified in terms of the ERP or the EIRP. Typically, ERP is specified when the operating frequency is less than or equal to 1 GHz and EIRP is specified when the operating frequency is greater than 1 GHz. Both are defined as the product of the power supplied to the antenna and its gain (relative to a dipole antenna in the case of ERP, and relative to an isotropic antenna in the case of EIRP); however, when working in decibels (i.e., logarithmic scale), the ERP and EIRP represent the sum of the transmit antenna gain (in dBd or dBi, respectively) and the conducted RF output power (expressed in dB relative to watts or milliwatts).

The relevant equation for determining the maximum ERP or EIRP from the measured RF output power is given in Equation (1) as follows:

$$(1) \text{ ERP or EIRP} = P_{\text{Meas}} + GT$$

$$\text{ERP} = \text{EIRP} - 2.15$$

where

ERP or EIRP effective radiated power or equivalent isotropically radiated power, respectively (expressed in the same units as P_{Meas} , e.g., dBm or dBW)

P_{Meas} measured transmitter output power or PSD, in dBm or dBW

GT gain of the transmitting antenna, in dBd (ERP) or dBi (EIRP)

For devices utilizing multiple antennas, see 6.4 for guidance with respect to determining the effective array transmit antenna gain term to be used in the above equation.

The following equations demonstrate the mathematical relationship between ERP and EIRP:

a) $\text{ERP} = \text{EIRP} - 2.15$, where ERP and EIRP are expressed in consistent units.

b) $\text{EIRP} = \text{ERP} + 2.15$, where ERP and EIRP are expressed in consistent units.

TEST PROCEDURES

1. The transmitter output port was connected to the system simulator.
2. Set eut at maximum power through the system simulator.
3. Select lowest, middle, and highest channels for each band and different modulation.
4. Measure and record the power level from the system simulator.

TEST SETUP



TEST RESULT

Radiated Power (EIRP) for WCDMA Band 2							
Mode	Frequency (MHz)	Conduction AVG Power(dBm)	Ant Gain (dBi)	EIRP (dBm)	EIRP Limit(W)	EIRP Limit (dBm)	Conclusion
WCDMA	1852.40	23.45	1.87	25.32	2.00	33.01	PASS
	1880.00	24.11	1.87	25.98	2.00	33.01	PASS
	1907.60	24.31	1.87	26.18	2.00	33.01	PASS
HSDPA Subtest 1	1852.40	22.43	1.87	24.30	2.00	33.01	PASS
	1880.00	22.36	1.87	24.23	2.00	33.01	PASS
	1907.60	21.33	1.87	23.20	2.00	33.01	PASS
HSDPA Subtest 2	1852.40	21.25	1.87	23.12	2.00	33.01	PASS
	1880.00	23.18	1.87	25.05	2.00	33.01	PASS
	1907.60	23.05	1.87	24.92	2.00	33.01	PASS
HSDPA Subtest 3	1852.40	22.13	1.87	24.00	2.00	33.01	PASS
	1880.00	21.89	1.87	23.76	2.00	33.01	PASS
	1907.60	23.35	1.87	25.22	2.00	33.01	PASS
HSDPA Subtest 4	1852.40	23.25	1.87	25.12	2.00	33.01	PASS
	1880.00	22.38	1.87	24.25	2.00	33.01	PASS
	1907.60	21.93	1.87	23.80	2.00	33.01	PASS
HSUPA Subtest 1	1852.40	21.62	1.87	23.49	2.00	33.01	PASS
	1880.00	22.52	1.87	24.39	2.00	33.01	PASS
	1907.60	21.84	1.87	23.71	2.00	33.01	PASS
HSUPA Subtest 2	1852.40	22.52	1.87	24.39	2.00	33.01	PASS
	1880.00	21.65	1.87	23.52	2.00	33.01	PASS
	1907.60	22.41	1.87	24.28	2.00	33.01	PASS
HSUPA Subtest 3	1852.40	23.33	1.87	25.20	2.00	33.01	PASS
	1880.00	23	1.87	24.87	2.00	33.01	PASS
	1907.60	23.13	1.87	25.00	2.00	33.01	PASS
HSUPA Subtest 4	1852.40	22.61	1.87	24.48	2.00	33.01	PASS
	1880.00	22.67	1.87	24.54	2.00	33.01	PASS
	1907.60	23.56	1.87	25.43	2.00	33.01	PASS
HSUPA Subtest 5	1852.40	23.23	1.87	25.10	2.00	33.01	PASS
	1880.00	23.48	1.87	25.35	2.00	33.01	PASS
	1907.60	22.57	1.87	24.44	2.00	33.01	PASS



Radiated Power (EIRP) for WCDMA Band 4							
Mode	Frequency (MHz)	Conduction AVG Power(dBm)	Ant Gain (dBi)	EIRP (dBm)	EIRP Limit(W)	EIRP Limit (dBm)	Conclusion
WCDMA	1712.40	23.11	1.87	24.98	1.00	30.00	PASS
	1740.00	24.01	1.87	25.88	1.00	30.00	PASS
	1752.60	23.71	1.87	25.58	1.00	30.00	PASS
HSDPA Subtest 1	1712.40	22.10	1.87	23.97	1.00	30.00	PASS
	1740.00	22.07	1.87	23.94	1.00	30.00	PASS
	1752.60	21.07	1.87	22.94	1.00	30.00	PASS
HSDPA Subtest 2	1712.40	20.56	1.87	22.43	1.00	30.00	PASS
	1740.00	22.86	1.87	24.73	1.00	30.00	PASS
	1752.60	22.59	1.87	24.46	1.00	30.00	PASS
HSDPA Subtest 3	1712.40	21.87	1.87	23.74	1.00	30.00	PASS
	1740.00	21.59	1.87	23.46	1.00	30.00	PASS
	1752.60	22.61	1.87	24.48	1.00	30.00	PASS
HSDPA Subtest 4	1712.40	22.32	1.87	24.19	1.00	30.00	PASS
	1740.00	21.17	1.87	23.04	1.00	30.00	PASS
	1752.60	21.55	1.87	23.42	1.00	30.00	PASS
HSUPA Subtest 1	1712.40	21.24	1.87	23.11	1.00	30.00	PASS
	1740.00	22.05	1.87	23.92	1.00	30.00	PASS
	1752.60	21.67	1.87	23.54	1.00	30.00	PASS
HSUPA Subtest 2	1712.40	22.18	1.87	24.05	1.00	30.00	PASS
	1740.00	21.48	1.87	23.35	1.00	30.00	PASS
	1752.60	22.18	1.87	24.05	1.00	30.00	PASS
HSUPA Subtest 3	1712.40	22.97	1.87	24.84	1.00	30.00	PASS
	1740.00	22.45	1.87	24.32	1.00	30.00	PASS
	1752.60	22.87	1.87	24.74	1.00	30.00	PASS
HSUPA Subtest 4	1712.40	21.98	1.87	23.85	1.00	30.00	PASS
	1740.00	21.77	1.87	23.64	1.00	30.00	PASS
	1752.60	22.74	1.87	24.61	1.00	30.00	PASS
HSUPA Subtest 5	1712.40	22.14	1.87	24.01	1.00	30.00	PASS
	1740.00	22.81	1.87	24.68	1.00	30.00	PASS
	1752.60	22.06	1.87	23.93	1.00	30.00	PASS



Radiated Power (ERP) for WCDMA Band 5							
Mode	Frequency (MHz)	Conduction AVG Power(dBm)	Ant Gain (dBi)	ERP (dBm)	ERP Limit(W)	ERP Limit (dBm)	Conclusion
WCDMA	826.40	24.39	1.25	23.49	7.00	38.45	PASS
	836.40	24.30	1.25	23.40	7.00	38.45	PASS
	846.60	24.20	1.25	23.30	7.00	38.45	PASS
HSDPA Subtest 1	826.40	23.39	1.25	22.49	7.00	38.45	PASS
	836.40	23.19	1.25	22.29	7.00	38.45	PASS
	846.60	22.01	1.25	21.11	7.00	38.45	PASS
HSDPA Subtest 2	826.40	22.02	1.25	21.12	7.00	38.45	PASS
	836.40	23.34	1.25	22.44	7.00	38.45	PASS
	846.60	23.14	1.25	22.24	7.00	38.45	PASS
HSDPA Subtest 3	826.40	21.79	1.25	20.89	7.00	38.45	PASS
	836.40	21.93	1.25	21.03	7.00	38.45	PASS
	846.60	23.14	1.25	22.24	7.00	38.45	PASS
HSDPA Subtest 4	826.40	23.05	1.25	22.15	7.00	38.45	PASS
	836.40	21.58	1.25	20.68	7.00	38.45	PASS
	846.60	22.10	1.25	21.20	7.00	38.45	PASS
HSUPA Subtest 1	826.40	22.51	1.25	21.61	7.00	38.45	PASS
	836.40	23.46	1.25	22.56	7.00	38.45	PASS
	846.60	22.93	1.25	22.03	7.00	38.45	PASS
HSUPA Subtest 2	826.40	23.42	1.25	22.52	7.00	38.45	PASS
	836.40	22.59	1.25	21.69	7.00	38.45	PASS
	846.60	22.72	1.25	21.82	7.00	38.45	PASS
HSUPA Subtest 3	826.40	23.21	1.25	22.31	7.00	38.45	PASS
	836.40	22.70	1.25	21.80	7.00	38.45	PASS
	846.60	23.23	1.25	22.33	7.00	38.45	PASS
HSUPA Subtest 4	826.40	22.40	1.25	21.50	7.00	38.45	PASS
	836.40	22.33	1.25	21.43	7.00	38.45	PASS
	846.60	23.19	1.25	22.29	7.00	38.45	PASS
HSUPA Subtest 5	826.40	22.78	1.25	21.88	7.00	38.45	PASS
	836.40	23.24	1.25	22.34	7.00	38.45	PASS
	846.60	22.51	1.25	21.61	7.00	38.45	PASS



Radiated Power (EIRP) for LTE Band 2 /1.4M											
BW (MHz)	UL Channel	RB Size	RB offset	Modulation	Conduction AVG Power(dBm)	Ant Gain (dBi)	EIRP (dBm)	EIRP Limit(W)	EIRP Limit(dBm)	Verdict	
1.4	Lowest	1	0	QPSK	23.79	1.87	25.66	2.00	33.01	PASS	
		1	2		23.87	1.87	25.74	2.00	33.01	PASS	
		1	5		23.58	1.87	25.45	2.00	33.01	PASS	
		3	0		23.46	1.87	25.33	2.00	33.01	PASS	
		3	1		23.38	1.87	25.25	2.00	33.01	PASS	
		3	2		23.36	1.87	25.23	2.00	33.01	PASS	
		6	0	22.46	1.87	24.33	2.00	33.01	PASS		
		1	0	16QAM	22.59	1.87	24.46	2.00	33.01	PASS	
		1	2		22.85	1.87	24.72	2.00	33.01	PASS	
		1	5		22.72	1.87	24.59	2.00	33.01	PASS	
		3	0		22.78	1.87	24.65	2.00	33.01	PASS	
		3	1		22.50	1.87	24.37	2.00	33.01	PASS	
	3	2	22.59		1.87	24.46	2.00	33.01	PASS		
	6	0	21.45	1.87	23.32	2.00	33.01	PASS			
	1	Middle	1	0	QPSK	23.97	1.87	25.84	2.00	33.01	PASS
	1		2	24.23		1.87	26.10	2.00	33.01	PASS	
	1		5	23.85		1.87	25.72	2.00	33.01	PASS	
	3		0	23.87		1.87	25.74	2.00	33.01	PASS	
	3		1	23.88		1.87	25.75	2.00	33.01	PASS	
	3		2	23.90		1.87	25.77	2.00	33.01	PASS	
	6		0	22.93	1.87	24.80	2.00	33.01	PASS		
	1		0	16QAM	22.33	1.87	24.20	2.00	33.01	PASS	
	1		2		22.43	1.87	24.30	2.00	33.01	PASS	
	1		5		22.35	1.87	24.22	2.00	33.01	PASS	
	3		0		22.80	1.87	24.67	2.00	33.01	PASS	
	3		1		22.86	1.87	24.73	2.00	33.01	PASS	
	3	2	22.75		1.87	24.62	2.00	33.01	PASS		
	6	0	21.85	1.87	23.72	2.00	33.01	PASS			
	1	Highest	1	0	QPSK	23.75	1.87	25.62	2.00	33.01	PASS
	1		2	23.86		1.87	25.73	2.00	33.01	PASS	
	1		5	23.67		1.87	25.54	2.00	33.01	PASS	
	3		0	23.77		1.87	25.64	2.00	33.01	PASS	
	3		1	23.76		1.87	25.63	2.00	33.01	PASS	
	3		2	23.81		1.87	25.68	2.00	33.01	PASS	
	6		0	22.82	1.87	24.69	2.00	33.01	PASS		
	1		0	16QAM	22.65	1.87	24.52	2.00	33.01	PASS	
1	2		22.71		1.87	24.58	2.00	33.01	PASS		
1	5		22.46		1.87	24.33	2.00	33.01	PASS		
3	0		22.83		1.87	24.70	2.00	33.01	PASS		
3	1		22.92		1.87	24.79	2.00	33.01	PASS		
3	2	22.81	1.87		24.68	2.00	33.01	PASS			
6	0	22.22	1.87	24.09	2.00	33.01	PASS				



Radiated Power (EIRP) for LTE Band 2 /3M										
BW (MHz)	UL Channel	RB Size	RB offset	Modulation	Conduction AVG Power(dBm)	Ant Gain (dBi)	EIRP (dBm)	EIRP Limit(W)	EIRP Limit(dBm)	Verdict
3	Lowest	1	0	QPSK	23.80	1.87	25.67	2.00	33.01	PASS
		1	7		23.64	1.87	25.51	2.00	33.01	PASS
		1	14		23.61	1.87	25.48	2.00	33.01	PASS
		8	0		22.62	1.87	24.49	2.00	33.01	PASS
		8	4		22.52	1.87	24.39	2.00	33.01	PASS
		8	7		22.53	1.87	24.40	2.00	33.01	PASS
		15	0	22.52	1.87	24.39	2.00	33.01	PASS	
		1	0	22.00	1.87	23.87	2.00	33.01	PASS	
		1	7	21.93	1.87	23.80	2.00	33.01	PASS	
		1	14	21.87	1.87	23.74	2.00	33.01	PASS	
		8	0	21.09	1.87	22.96	2.00	33.01	PASS	
		8	4	21.14	1.87	23.01	2.00	33.01	PASS	
		8	7	21.14	1.87	23.01	2.00	33.01	PASS	
		15	0	21.24	1.87	23.11	2.00	33.01	PASS	
		1	0	24.03	1.87	25.90	2.00	33.01	PASS	
	1	7	23.89	1.87	25.76	2.00	33.01	PASS		
	1	14	24.13	1.87	26.00	2.00	33.01	PASS		
	8	0	22.78	1.87	24.65	2.00	33.01	PASS		
	8	4	22.87	1.87	24.74	2.00	33.01	PASS		
	8	7	22.88	1.87	24.75	2.00	33.01	PASS		
	15	0	22.84	1.87	24.71	2.00	33.01	PASS		
	1	0	22.62	1.87	24.49	2.00	33.01	PASS		
	1	7	22.93	1.87	24.80	2.00	33.01	PASS		
	1	14	23.01	1.87	24.88	2.00	33.01	PASS		
	8	0	21.67	1.87	23.54	2.00	33.01	PASS		
	8	4	21.64	1.87	23.51	2.00	33.01	PASS		
	8	7	21.69	1.87	23.56	2.00	33.01	PASS		
	15	0	21.63	1.87	23.50	2.00	33.01	PASS		
	1	0	23.55	1.87	25.42	2.00	33.01	PASS		
	1	7	23.58	1.87	25.45	2.00	33.01	PASS		
	1	14	23.64	1.87	25.51	2.00	33.01	PASS		
	8	0	22.60	1.87	24.47	2.00	33.01	PASS		
	8	4	22.58	1.87	24.45	2.00	33.01	PASS		
	8	7	22.47	1.87	24.34	2.00	33.01	PASS		
	15	0	22.68	1.87	24.55	2.00	33.01	PASS		
	1	0	22.93	1.87	24.80	2.00	33.01	PASS		
1	7	22.66	1.87	24.53	2.00	33.01	PASS			
1	14	22.62	1.87	24.49	2.00	33.01	PASS			
8	0	21.80	1.87	23.67	2.00	33.01	PASS			
8	4	21.82	1.87	23.69	2.00	33.01	PASS			
8	7	21.78	1.87	23.65	2.00	33.01	PASS			
15	0	21.74	1.87	23.61	2.00	33.01	PASS			



Radiated Power (EIRP) for LTE Band 2 /5M										
BW (MHz)	UL Channel	RB Size	RB offset	Modulation	Conduction AVG Power(dBm)	Ant Gain (dBi)	EIRP (dBm)	EIRP Limit(W)	EIRP Limit(dBm)	Verdict
5	Lowest	1	0	QPSK	23.38	1.87	25.25	2.00	33.01	PASS
		1	12		23.63	1.87	25.50	2.00	33.01	PASS
		1	24		23.36	1.87	25.23	2.00	33.01	PASS
		12	0		22.54	1.87	24.41	2.00	33.01	PASS
		12	6		23.55	1.87	25.42	2.00	33.01	PASS
		12	11		22.71	1.87	24.58	2.00	33.01	PASS
		25	0		23.66	1.87	25.53	2.00	33.01	PASS
		1	0	16QAM	22.90	1.87	24.77	2.00	33.01	PASS
		1	12		23.82	1.87	25.69	2.00	33.01	PASS
		1	24		23.00	1.87	24.87	2.00	33.01	PASS
		12	0		23.91	1.87	25.78	2.00	33.01	PASS
		12	6		23.18	1.87	25.05	2.00	33.01	PASS
		12	11		21.33	1.87	23.20	2.00	33.01	PASS
		25	0		21.34	1.87	23.21	2.00	33.01	PASS
	1	0	QPSK	23.34	1.87	25.21	2.00	33.01	PASS	
	1	12		23.61	1.87	25.48	2.00	33.01	PASS	
	1	24		24.14	1.87	26.01	2.00	33.01	PASS	
	12	0		22.77	1.87	24.64	2.00	33.01	PASS	
	12	6		22.80	1.87	24.67	2.00	33.01	PASS	
	12	11		23.03	1.87	24.90	2.00	33.01	PASS	
	25	0		22.78	1.87	24.65	2.00	33.01	PASS	
	1	0	16QAM	22.27	1.87	24.14	2.00	33.01	PASS	
	1	12		22.85	1.87	24.72	2.00	33.01	PASS	
	1	24		22.67	1.87	24.54	2.00	33.01	PASS	
	12	0		21.47	1.87	23.34	2.00	33.01	PASS	
	12	6		21.58	1.87	23.45	2.00	33.01	PASS	
	12	11		21.63	1.87	23.50	2.00	33.01	PASS	
	25	0		21.74	1.87	23.61	2.00	33.01	PASS	
	1	0	QPSK	23.56	1.87	25.43	2.00	33.01	PASS	
	1	12		23.92	1.87	25.79	2.00	33.01	PASS	
	1	24		23.81	1.87	25.68	2.00	33.01	PASS	
	12	0		22.84	1.87	24.71	2.00	33.01	PASS	
	12	6		22.84	1.87	24.71	2.00	33.01	PASS	
	12	11		22.82	1.87	24.69	2.00	33.01	PASS	
	25	0		22.79	1.87	24.66	2.00	33.01	PASS	
	1	0	16QAM	22.05	1.87	23.92	2.00	33.01	PASS	
1	12	22.61		1.87	24.48	2.00	33.01	PASS		
1	24	21.91		1.87	23.78	2.00	33.01	PASS		
12	0	21.67		1.87	23.54	2.00	33.01	PASS		
12	6	21.64		1.87	23.51	2.00	33.01	PASS		
12	11	21.52		1.87	23.39	2.00	33.01	PASS		
25	0	21.67		1.87	23.54	2.00	33.01	PASS		



Radiated Power (EIRP) for LTE Band 2 /10M										
BW (MHz)	UL Channel	RB Size	RB offset	Modulation	Conduction AVG Power(dBm)	Ant Gain (dBi)	EIRP (dBm)	EIRP Limit(W)	EIRP Limit(dBm)	Verdict
10	Lowest	1	0	QPSK	23.51	1.87	25.38	2.00	33.01	PASS
		1	24		23.48	1.87	25.35	2.00	33.01	PASS
		1	49		23.48	1.87	25.35	2.00	33.01	PASS
		25	0		22.46	1.87	24.33	2.00	33.01	PASS
		25	12		22.46	1.87	24.33	2.00	33.01	PASS
		25	24		22.42	1.87	24.29	2.00	33.01	PASS
		50	0	22.37	1.87	24.24	2.00	33.01	PASS	
		1	0	16QAM	22.09	1.87	23.96	2.00	33.01	PASS
		1	24		22.00	1.87	23.87	2.00	33.01	PASS
		1	49		21.89	1.87	23.76	2.00	33.01	PASS
		25	0		21.44	1.87	23.31	2.00	33.01	PASS
		25	12		21.36	1.87	23.23	2.00	33.01	PASS
		25	24		22.35	1.87	24.22	2.00	33.01	PASS
		50	0	21.95	1.87	23.82	2.00	33.01	PASS	
		1	0	QPSK	23.76	1.87	25.63	2.00	33.01	PASS
	1	24	24.28		1.87	26.15	2.00	33.01	PASS	
	1	49	24.14		1.87	26.01	2.00	33.01	PASS	
	25	0	22.80		1.87	24.67	2.00	33.01	PASS	
	25	12	22.99		1.87	24.86	2.00	33.01	PASS	
	25	24	23.05		1.87	24.92	2.00	33.01	PASS	
	50	0	22.96	1.87	24.83	2.00	33.01	PASS		
	1	0	16QAM	23.02	1.87	24.89	2.00	33.01	PASS	
	1	24		22.50	1.87	24.37	2.00	33.01	PASS	
	1	49		22.39	1.87	24.26	2.00	33.01	PASS	
	25	0		21.90	1.87	23.77	2.00	33.01	PASS	
	25	12		21.90	1.87	23.77	2.00	33.01	PASS	
	25	24		21.97	1.87	23.84	2.00	33.01	PASS	
	50	0	21.83	1.87	23.70	2.00	33.01	PASS		
	1	0	QPSK	24.00	1.87	25.87	2.00	33.01	PASS	
	1	24		24.14	1.87	26.01	2.00	33.01	PASS	
	1	49		23.92	1.87	25.79	2.00	33.01	PASS	
	25	0		22.89	1.87	24.76	2.00	33.01	PASS	
	25	12		22.92	1.87	24.79	2.00	33.01	PASS	
	25	24		22.85	1.87	24.72	2.00	33.01	PASS	
	50	0	22.86	1.87	24.73	2.00	33.01	PASS		
	1	0	16QAM	22.77	1.87	24.64	2.00	33.01	PASS	
	1	24		22.78	1.87	24.65	2.00	33.01	PASS	
	1	49		22.33	1.87	24.20	2.00	33.01	PASS	
	25	0		21.96	1.87	23.83	2.00	33.01	PASS	
	25	12		21.88	1.87	23.75	2.00	33.01	PASS	
	25	24		21.92	1.87	23.79	2.00	33.01	PASS	
	50	0	21.86	1.87	23.73	2.00	33.01	PASS		



Radiated Power (EIRP) for LTE Band 2 /15M										
BW (MHz)	UL Channel	RB Size	RB offset	Modulation	Conduction AVG Power(dBm)	Ant Gain (dBi)	EIRP (dBm)	EIRP Limit(W)	EIRP Limit(dBm)	Verdict
15	Lowest	1	0	QPSK	23.58	1.87	25.45	2.00	33.01	PASS
		1	37		23.69	1.87	25.56	2.00	33.01	PASS
		1	74		23.42	1.87	25.29	2.00	33.01	PASS
		36	0		22.32	1.87	24.19	2.00	33.01	PASS
		36	18		22.29	1.87	24.16	2.00	33.01	PASS
		36	39		22.27	1.87	24.14	2.00	33.01	PASS
		75	0	22.35	1.87	24.22	2.00	33.01	PASS	
		1	0	16QAM	22.18	1.87	24.05	2.00	33.01	PASS
		1	37		22.52	1.87	24.39	2.00	33.01	PASS
		1	74		22.35	1.87	24.22	2.00	33.01	PASS
		36	0		22.54	1.87	24.41	2.00	33.01	PASS
		36	18		22.44	1.87	24.31	2.00	33.01	PASS
		36	39		22.65	1.87	24.52	2.00	33.01	PASS
		75	0	22.63	1.87	24.50	2.00	33.01	PASS	
		1	0	QPSK	23.79	1.87	25.66	2.00	33.01	PASS
	1	37	24.24		1.87	26.11	2.00	33.01	PASS	
	1	74	24.06		1.87	25.93	2.00	33.01	PASS	
	36	0	22.65		1.87	24.52	2.00	33.01	PASS	
	36	18	22.84		1.87	24.71	2.00	33.01	PASS	
	36	39	22.80		1.87	24.67	2.00	33.01	PASS	
	75	0	22.60	1.87	24.47	2.00	33.01	PASS		
	1	0	16QAM	22.27	1.87	24.14	2.00	33.01	PASS	
	1	37		22.59	1.87	24.46	2.00	33.01	PASS	
	1	74		22.40	1.87	24.27	2.00	33.01	PASS	
	36	0		21.43	1.87	23.30	2.00	33.01	PASS	
	36	18		21.72	1.87	23.59	2.00	33.01	PASS	
	36	39		21.89	1.87	23.76	2.00	33.01	PASS	
	75	0	21.67	1.87	23.54	2.00	33.01	PASS		
	1	0	QPSK	23.90	1.87	25.77	2.00	33.01	PASS	
	1	37		23.80	1.87	25.67	2.00	33.01	PASS	
	1	74		23.56	1.87	25.43	2.00	33.01	PASS	
	36	0		22.86	1.87	24.73	2.00	33.01	PASS	
	36	18		22.65	1.87	24.52	2.00	33.01	PASS	
	36	39		22.73	1.87	24.60	2.00	33.01	PASS	
	75	0	22.77	1.87	24.64	2.00	33.01	PASS		
	1	0	16QAM	22.71	1.87	24.58	2.00	33.01	PASS	
1	37	22.81		1.87	24.68	2.00	33.01	PASS		
1	74	22.63		1.87	24.50	2.00	33.01	PASS		
36	0	21.97		1.87	23.84	2.00	33.01	PASS		
36	18	21.75		1.87	23.62	2.00	33.01	PASS		
36	39	21.85		1.87	23.72	2.00	33.01	PASS		
75	0	21.79	1.87	23.66	2.00	33.01	PASS			



Radiated Power (EIRP) for LTE Band 2 /20M										
BW (MHz)	UL Channel	RB Size	RB offset	Modulation	Conduction AVG Power(dBm)	Ant Gain (dBi)	EIRP (dBm)	EIRP Limit(W)	EIRP Limit(dBm)	Verdict
20	Lowest	1	0	QPSK	23.65	1.87	25.52	2.00	33.01	PASS
		1	49		21.81	1.87	23.68	2.00	33.01	PASS
		1	99		23.76	1.87	25.63	2.00	33.01	PASS
		50	0		21.93	1.87	23.80	2.00	33.01	PASS
		50	24		23.92	1.87	25.79	2.00	33.01	PASS
		50	49		22.03	1.87	23.90	2.00	33.01	PASS
		100	0	23.96	1.87	25.83	2.00	33.01	PASS	
		1	0	16QAM	22.04	1.87	23.91	2.00	33.01	PASS
		1	49		24.14	1.87	26.01	2.00	33.01	PASS
		1	99		22.55	1.87	24.42	2.00	33.01	PASS
		50	0		21.38	1.87	23.25	2.00	33.01	PASS
		50	24		21.48	1.87	23.35	2.00	33.01	PASS
		50	49		21.40	1.87	23.27	2.00	33.01	PASS
		100	0	21.45	1.87	23.32	2.00	33.01	PASS	
		1	0	QPSK	23.69	1.87	25.56	2.00	33.01	PASS
	1	49	24.32		1.87	26.19	2.00	33.01	PASS	
	1	99	24.14		1.87	26.01	2.00	33.01	PASS	
	50	0	22.66		1.87	24.53	2.00	33.01	PASS	
	50	24	22.93		1.87	24.80	2.00	33.01	PASS	
	50	49	22.83		1.87	24.70	2.00	33.01	PASS	
	100	0	22.77	1.87	24.64	2.00	33.01	PASS		
	1	0	16QAM	22.39	1.87	24.26	2.00	33.01	PASS	
	1	49		23.29	1.87	25.16	2.00	33.01	PASS	
	1	99		23.39	1.87	25.26	2.00	33.01	PASS	
	50	0		21.74	1.87	23.61	2.00	33.01	PASS	
	50	24		21.91	1.87	23.78	2.00	33.01	PASS	
	50	49		21.79	1.87	23.66	2.00	33.01	PASS	
	100	0	21.65	1.87	23.52	2.00	33.01	PASS		
	1	0	QPSK	23.68	1.87	25.55	2.00	33.01	PASS	
	1	49		23.67	1.87	25.54	2.00	33.01	PASS	
	1	99		23.49	1.87	25.36	2.00	33.01	PASS	
	50	0		22.98	1.87	24.85	2.00	33.01	PASS	
	50	24		22.85	1.87	24.72	2.00	33.01	PASS	
	50	49		22.79	1.87	24.66	2.00	33.01	PASS	
	100	0	22.88	1.87	24.75	2.00	33.01	PASS		
	1	0	16QAM	22.79	1.87	24.66	2.00	33.01	PASS	
	1	49		22.74	1.87	24.61	2.00	33.01	PASS	
	1	99		22.84	1.87	24.71	2.00	33.01	PASS	
	50	0		22.84	1.87	24.71	2.00	33.01	PASS	
	50	24		23.01	1.87	24.88	2.00	33.01	PASS	
	50	49		22.91	1.87	24.78	2.00	33.01	PASS	
	100	0	23.04	1.87	24.91	2.00	33.01	PASS		



Radiated Power (EIRP) for LTE Band 4 /1.4M										
BW (MHz)	UL Channel	RB Size	RB offset	Modulation	Conduction AVG Power(dBm)	Ant Gain (dBi)	EIRP (dBm)	EIRP Limit(W)	EIRP Limit(dBm)	Verdict
1.4	Lowest	1	0	QPSK	22.92	1.87	24.79	1.00	30.00	PASS
		1	2		23.09	1.87	24.96	1.00	30.00	PASS
		1	5		22.96	1.87	24.83	1.00	30.00	PASS
		3	0		22.80	1.87	24.67	1.00	30.00	PASS
		3	1		22.81	1.87	24.68	1.00	30.00	PASS
		3	2		22.74	1.87	24.61	1.00	30.00	PASS
		6	0	21.91	1.87	23.78	1.00	30.00	PASS	
		1	0	16QAM	21.89	1.87	23.76	1.00	30.00	PASS
		1	2		22.28	1.87	24.15	1.00	30.00	PASS
		1	5		22.19	1.87	24.06	1.00	30.00	PASS
		3	0		22.01	1.87	23.88	1.00	30.00	PASS
		3	1		22.19	1.87	24.06	1.00	30.00	PASS
	3	2	22.39		1.87	24.26	1.00	30.00	PASS	
	6	0	21.35	1.87	23.22	1.00	30.00	PASS		
	1	0	QPSK	23.28	1.87	25.15	1.00	30.00	PASS	
	1	2		23.48	1.87	25.35	1.00	30.00	PASS	
	1	5		23.23	1.87	25.10	1.00	30.00	PASS	
	3	0		23.38	1.87	25.25	1.00	30.00	PASS	
	3	1		23.41	1.87	25.28	1.00	30.00	PASS	
	3	2		23.27	1.87	25.14	1.00	30.00	PASS	
	6	0	22.44	1.87	24.31	1.00	30.00	PASS		
	1	0	16QAM	21.76	1.87	23.63	1.00	30.00	PASS	
	1	2		21.86	1.87	23.73	1.00	30.00	PASS	
	1	5		21.67	1.87	23.54	1.00	30.00	PASS	
	3	0		22.14	1.87	24.01	1.00	30.00	PASS	
	3	1		22.29	1.87	24.16	1.00	30.00	PASS	
	3	2		22.15	1.87	24.02	1.00	30.00	PASS	
	6	0	21.34	1.87	23.21	1.00	30.00	PASS		
	1	0	QPSK	23.41	1.87	25.28	1.00	30.00	PASS	
	1	2		23.57	1.87	25.44	1.00	30.00	PASS	
	1	5		23.37	1.87	25.24	1.00	30.00	PASS	
	3	0		23.46	1.87	25.33	1.00	30.00	PASS	
	3	1		23.41	1.87	25.28	1.00	30.00	PASS	
	3	2		23.37	1.87	25.24	1.00	30.00	PASS	
	6	0	22.54	1.87	24.41	1.00	30.00	PASS		
	1	0	16QAM	22.57	1.87	24.44	1.00	30.00	PASS	
1	2	22.64		1.87	24.51	1.00	30.00	PASS		
1	5	22.43		1.87	24.30	1.00	30.00	PASS		
3	0	22.63		1.87	24.50	1.00	30.00	PASS		
3	1	22.67		1.87	24.54	1.00	30.00	PASS		
3	2	22.58		1.87	24.45	1.00	30.00	PASS		
6	0	21.98	1.87	23.85	1.00	30.00	PASS			



Radiated Power (EIRP) for LTE Band 4 /3M											
BW (MHz)	UL Channel	RB Size	RB offset	Modulation	Conduction AVG Power(dBm)	Ant Gain (dBi)	EIRP (dBm)	EIRP Limit(W)	EIRP Limit(dBm)	Verdict	
3	Lowest	1	0	QPSK	22.94	1.87	24.81	1.00	30.00	PASS	
		1	7		22.94	1.87	24.81	1.00	30.00	PASS	
		1	14		22.95	1.87	24.82	1.00	30.00	PASS	
		8	0		21.95	1.87	23.82	1.00	30.00	PASS	
		8	4		21.93	1.87	23.80	1.00	30.00	PASS	
		8	7		21.91	1.87	23.78	1.00	30.00	PASS	
		15	0	21.90	1.87	23.77	1.00	30.00	PASS		
		1	0	16QAM	22.08	1.87	23.95	1.00	30.00	PASS	
		1	7		22.12	1.87	23.99	1.00	30.00	PASS	
		1	14		22.10	1.87	23.97	1.00	30.00	PASS	
		8	0		20.93	1.87	22.80	1.00	30.00	PASS	
		8	4		20.91	1.87	22.78	1.00	30.00	PASS	
		8	7		20.89	1.87	22.76	1.00	30.00	PASS	
		15	0	20.98	1.87	22.85	1.00	30.00	PASS		
		Middle	QPSK	1	0	23.61	1.87	25.48	1.00	30.00	PASS
	1			7	23.54	1.87	25.41	1.00	30.00	PASS	
	1			14	23.52	1.87	25.39	1.00	30.00	PASS	
	8			0	22.22	1.87	24.09	1.00	30.00	PASS	
	8			4	22.15	1.87	24.02	1.00	30.00	PASS	
	8			7	22.17	1.87	24.04	1.00	30.00	PASS	
	15		0	22.14	1.87	24.01	1.00	30.00	PASS		
	16QAM		1	0	22.28	1.87	24.15	1.00	30.00	PASS	
			1	7	22.51	1.87	24.38	1.00	30.00	PASS	
			1	14	22.57	1.87	24.44	1.00	30.00	PASS	
			8	0	21.39	1.87	23.26	1.00	30.00	PASS	
			8	4	21.33	1.87	23.20	1.00	30.00	PASS	
			8	7	21.34	1.87	23.21	1.00	30.00	PASS	
			15	0	21.26	1.87	23.13	1.00	30.00	PASS	
			Highest	QPSK	1	0	23.32	1.87	25.19	1.00	30.00
		1			7	23.66	1.87	25.53	1.00	30.00	PASS
	1	14			23.40	1.87	25.27	1.00	30.00	PASS	
	8	0			22.40	1.87	24.27	1.00	30.00	PASS	
	8	4			22.41	1.87	24.28	1.00	30.00	PASS	
	8	7			22.39	1.87	24.26	1.00	30.00	PASS	
	15	0		22.43	1.87	24.30	1.00	30.00	PASS		
	16QAM	1		0	22.54	1.87	24.41	1.00	30.00	PASS	
1		7		22.41	1.87	24.28	1.00	30.00	PASS		
1		14		22.28	1.87	24.15	1.00	30.00	PASS		
8		0		21.16	1.87	23.03	1.00	30.00	PASS		
8		4		21.19	1.87	23.06	1.00	30.00	PASS		
8		7		21.16	1.87	23.03	1.00	30.00	PASS		
15		0		21.28	1.87	23.15	1.00	30.00	PASS		



Radiated Power (EIRP) for LTE Band 4 /5M										
BW (MHz)	UL Channel	RB Size	RB offset	Modulation	Conduction AVG Power(dBm)	Ant Gain (dBi)	EIRP (dBm)	EIRP Limit(W)	EIRP Limit(dBm)	Verdict
5	Lowest	1	0	QPSK	22.79	1.87	24.66	1.00	30.00	PASS
		1	12		22.86	1.87	24.73	1.00	30.00	PASS
		1	24		22.72	1.87	24.59	1.00	30.00	PASS
		12	0		22.59	1.87	24.46	1.00	30.00	PASS
		12	6		22.25	1.87	24.12	1.00	30.00	PASS
		12	11		22.27	1.87	24.14	1.00	30.00	PASS
		25	0	22.29	1.87	24.16	1.00	30.00	PASS	
		1	0	16QAM	22.15	1.87	24.02	1.00	30.00	PASS
		1	12		22.48	1.87	24.35	1.00	30.00	PASS
		1	24		22.45	1.87	24.32	1.00	30.00	PASS
		12	0		20.81	1.87	22.68	1.00	30.00	PASS
		12	6		20.84	1.87	22.71	1.00	30.00	PASS
		12	11		20.76	1.87	22.63	1.00	30.00	PASS
		25	0	20.87	1.87	22.74	1.00	30.00	PASS	
		1	0	QPSK	23.07	1.87	24.94	1.00	30.00	PASS
	1	12	23.25		1.87	25.12	1.00	30.00	PASS	
	1	24	23.53		1.87	25.40	1.00	30.00	PASS	
	12	0	22.33		1.87	24.20	1.00	30.00	PASS	
	12	6	22.19		1.87	24.06	1.00	30.00	PASS	
	12	11	22.23		1.87	24.10	1.00	30.00	PASS	
	25	0	22.29	1.87	24.16	1.00	30.00	PASS		
	1	0	16QAM	21.72	1.87	23.59	1.00	30.00	PASS	
	1	12		22.11	1.87	23.98	1.00	30.00	PASS	
	1	24		22.08	1.87	23.95	1.00	30.00	PASS	
	12	0		21.06	1.87	22.93	1.00	30.00	PASS	
	12	6		21.15	1.87	23.02	1.00	30.00	PASS	
	12	11		21.07	1.87	22.94	1.00	30.00	PASS	
	25	0	21.12	1.87	22.99	1.00	30.00	PASS		
	1	0	QPSK	23.51	1.87	25.38	1.00	30.00	PASS	
	1	12		23.68	1.87	25.55	1.00	30.00	PASS	
	1	24		23.71	1.87	25.58	1.00	30.00	PASS	
	12	0		22.56	1.87	24.43	1.00	30.00	PASS	
	12	6		22.60	1.87	24.47	1.00	30.00	PASS	
	12	11		22.56	1.87	24.43	1.00	30.00	PASS	
	25	0	22.56	1.87	24.43	1.00	30.00	PASS		
	1	0	16QAM	21.85	1.87	23.72	1.00	30.00	PASS	
	1	12		22.32	1.87	24.19	1.00	30.00	PASS	
	1	24		21.99	1.87	23.86	1.00	30.00	PASS	
	12	0		21.60	1.87	23.47	1.00	30.00	PASS	
	12	6		21.53	1.87	23.40	1.00	30.00	PASS	
	12	11		21.47	1.87	23.34	1.00	30.00	PASS	
	25	0	21.33	1.87	23.20	1.00	30.00	PASS		



Radiated Power (EIRP) for LTE Band 4 /10M										
BW (MHz)	UL Channel	RB Size	RB offset	Modulation	Conduction AVG Power(dBm)	Ant Gain (dBi)	EIRP (dBm)	EIRP Limit(W)	EIRP Limit(dBm)	Verdict
10	Lowest	1	0	QPSK	23.05	1.87	24.92	1.00	30.00	PASS
		1	24		23.35	1.87	25.22	1.00	30.00	PASS
		1	49		23.33	1.87	25.20	1.00	30.00	PASS
		25	0		21.80	1.87	23.67	1.00	30.00	PASS
		25	12		21.86	1.87	23.73	1.00	30.00	PASS
		25	24		21.87	1.87	23.74	1.00	30.00	PASS
		50	0	21.78	1.87	23.65	1.00	30.00	PASS	
		1	0	16QAM	21.44	1.87	23.31	1.00	30.00	PASS
		1	24		21.48	1.87	23.35	1.00	30.00	PASS
		1	49		21.67	1.87	23.54	1.00	30.00	PASS
		25	0		21.56	1.87	23.43	1.00	30.00	PASS
		25	12		21.45	1.87	23.32	1.00	30.00	PASS
		25	24		21.78	1.87	23.65	1.00	30.00	PASS
		50	0	21.80	1.87	23.67	1.00	30.00	PASS	
		1	0	QPSK	22.94	1.87	24.81	1.00	30.00	PASS
	1	24	23.98		1.87	25.85	1.00	30.00	PASS	
	1	49	23.52		1.87	25.39	1.00	30.00	PASS	
	25	0	22.39		1.87	24.26	1.00	30.00	PASS	
	25	12	22.33		1.87	24.20	1.00	30.00	PASS	
	25	24	22.26		1.87	24.13	1.00	30.00	PASS	
	50	0	22.23	1.87	24.10	1.00	30.00	PASS		
	1	0	16QAM	22.13	1.87	24.00	1.00	30.00	PASS	
	1	24		21.96	1.87	23.83	1.00	30.00	PASS	
	1	49		21.67	1.87	23.54	1.00	30.00	PASS	
	25	0		21.19	1.87	23.06	1.00	30.00	PASS	
	25	12		21.24	1.87	23.11	1.00	30.00	PASS	
	25	24		21.16	1.87	23.03	1.00	30.00	PASS	
	50	0	21.10	1.87	22.97	1.00	30.00	PASS		
	1	0	QPSK	23.54	1.87	25.41	1.00	30.00	PASS	
	1	24		23.59	1.87	25.46	1.00	30.00	PASS	
	1	49		23.54	1.87	25.41	1.00	30.00	PASS	
	25	0		22.39	1.87	24.26	1.00	30.00	PASS	
	25	12		22.42	1.87	24.29	1.00	30.00	PASS	
	25	24		22.46	1.87	24.33	1.00	30.00	PASS	
	50	0	22.52	1.87	24.39	1.00	30.00	PASS		
	1	0	16QAM	22.00	1.87	23.87	1.00	30.00	PASS	
	1	24		22.15	1.87	24.02	1.00	30.00	PASS	
	1	49		22.20	1.87	24.07	1.00	30.00	PASS	
	25	0		21.47	1.87	23.34	1.00	30.00	PASS	
	25	12		21.50	1.87	23.37	1.00	30.00	PASS	
	25	24		21.29	1.87	23.16	1.00	30.00	PASS	
	50	0	21.42	1.87	23.29	1.00	30.00	PASS		



Radiated Power (EIRP) for LTE Band 4 /15M										
BW (MHz)	UL Channel	RB Size	RB offset	Modulation	Conduction AVG Power(dBm)	Ant Gain (dBi)	EIRP (dBm)	EIRP Limit(W)	EIRP Limit(dBm)	Verdict
15	Lowest	1	0	QPSK	22.83	1.87	24.70	1.00	30.00	PASS
		1	37		23.48	1.87	25.35	1.00	30.00	PASS
		1	74		22.93	1.87	24.80	1.00	30.00	PASS
		36	0		21.75	1.87	23.62	1.00	30.00	PASS
		36	18		21.77	1.87	23.64	1.00	30.00	PASS
		36	39		22.02	1.87	23.89	1.00	30.00	PASS
		75	0	21.81	1.87	23.68	1.00	30.00	PASS	
		1	0	16QAM	21.86	1.87	23.73	1.00	30.00	PASS
		1	37		22.01	1.87	23.88	1.00	30.00	PASS
		1	74		22.10	1.87	23.97	1.00	30.00	PASS
		36	0		22.19	1.87	24.06	1.00	30.00	PASS
		36	18		22.14	1.87	24.01	1.00	30.00	PASS
		36	39		21.86	1.87	23.73	1.00	30.00	PASS
		75	0	21.67	1.87	23.54	1.00	30.00	PASS	
		1	0	QPSK	22.94	1.87	24.81	1.00	30.00	PASS
	1	37	23.91		1.87	25.78	1.00	30.00	PASS	
	1	74	23.66		1.87	25.53	1.00	30.00	PASS	
	36	0	22.20		1.87	24.07	1.00	30.00	PASS	
	36	18	22.17		1.87	24.04	1.00	30.00	PASS	
	36	39	22.09		1.87	23.96	1.00	30.00	PASS	
	75	0	22.21	1.87	24.08	1.00	30.00	PASS		
	1	0	16QAM	22.12	1.87	23.99	1.00	30.00	PASS	
	1	37		21.87	1.87	23.74	1.00	30.00	PASS	
	1	74		21.56	1.87	23.43	1.00	30.00	PASS	
	36	0		21.06	1.87	22.93	1.00	30.00	PASS	
	36	18		21.06	1.87	22.93	1.00	30.00	PASS	
	36	39		20.97	1.87	22.84	1.00	30.00	PASS	
	75	0	21.08	1.87	22.95	1.00	30.00	PASS		
	1	0	QPSK	23.28	1.87	25.15	1.00	30.00	PASS	
	1	37		23.57	1.87	25.44	1.00	30.00	PASS	
	1	74		23.42	1.87	25.29	1.00	30.00	PASS	
	36	0		22.30	1.87	24.17	1.00	30.00	PASS	
	36	18		22.31	1.87	24.18	1.00	30.00	PASS	
	36	39		22.36	1.87	24.23	1.00	30.00	PASS	
	75	0	22.37	1.87	24.24	1.00	30.00	PASS		
	1	0	16QAM	22.03	1.87	23.90	1.00	30.00	PASS	
1	37	22.17		1.87	24.04	1.00	30.00	PASS		
1	74	22.26		1.87	24.13	1.00	30.00	PASS		
36	0	21.28		1.87	23.15	1.00	30.00	PASS		
36	18	21.43		1.87	23.30	1.00	30.00	PASS		
36	39	21.46		1.87	23.33	1.00	30.00	PASS		
75	0	21.35	1.87	23.22	1.00	30.00	PASS			



Radiated Power (EIRP) for LTE Band 4 /20M										
BW (MHz)	UL Channel	RB Size	RB offset	Modulation	Conduction AVG Power(dBm)	Ant Gain (dBi)	EIRP (dBm)	EIRP Limit(W)	EIRP Limit(dBm)	Verdict
20	Lowest	1	0	QPSK	22.65	1.87	24.52	1.00	30.00	PASS
		1	49		23.39	1.87	25.26	1.00	30.00	PASS
		1	99		22.59	1.87	24.46	1.00	30.00	PASS
		50	0		21.82	1.87	23.69	1.00	30.00	PASS
		50	24		21.98	1.87	23.85	1.00	30.00	PASS
		50	49		22.24	1.87	24.11	1.00	30.00	PASS
		100	0	22.00	1.87	23.87	1.00	30.00	PASS	
		1	0	16QAM	21.60	1.87	23.47	1.00	30.00	PASS
		1	49		21.94	1.87	23.81	1.00	30.00	PASS
		1	99		21.75	1.87	23.62	1.00	30.00	PASS
		50	0		20.77	1.87	22.64	1.00	30.00	PASS
		50	24		21.04	1.87	22.91	1.00	30.00	PASS
		50	49		21.19	1.87	23.06	1.00	30.00	PASS
		100	0	21.06	1.87	22.93	1.00	30.00	PASS	
		1	0	QPSK	22.69	1.87	24.56	1.00	30.00	PASS
		1	49		24.01	1.87	25.88	1.00	30.00	PASS
		1	99		23.80	1.87	25.67	1.00	30.00	PASS
		50	0		22.19	1.87	24.06	1.00	30.00	PASS
	50	24	22.30		1.87	24.17	1.00	30.00	PASS	
	50	49	22.17		1.87	24.04	1.00	30.00	PASS	
	100	0	22.28	1.87	24.15	1.00	30.00	PASS		
	1	0	16QAM	21.69	1.87	23.56	1.00	30.00	PASS	
	1	49		22.86	1.87	24.73	1.00	30.00	PASS	
	1	99		22.81	1.87	24.68	1.00	30.00	PASS	
	50	0		21.27	1.87	23.14	1.00	30.00	PASS	
	50	24		21.23	1.87	23.10	1.00	30.00	PASS	
	50	49		21.07	1.87	22.94	1.00	30.00	PASS	
	100	0	21.23	1.87	23.10	1.00	30.00	PASS		
	1	0	QPSK	21.37	1.87	23.24	1.00	30.00	PASS	
	1	49		21.26	1.87	23.13	1.00	30.00	PASS	
	1	99		21.33	1.87	23.20	1.00	30.00	PASS	
	50	0		21.25	1.87	23.12	1.00	30.00	PASS	
	50	24		21.30	1.87	23.17	1.00	30.00	PASS	
	50	49		21.41	1.87	23.28	1.00	30.00	PASS	
	100	0	21.44	1.87	23.31	1.00	30.00	PASS		
	1	0	16QAM	21.34	1.87	23.21	1.00	30.00	PASS	
	1	49		22.11	1.87	23.98	1.00	30.00	PASS	
	1	99		22.13	1.87	24.00	1.00	30.00	PASS	
	50	0		21.30	1.87	23.17	1.00	30.00	PASS	
	50	24		21.33	1.87	23.20	1.00	30.00	PASS	
	50	49		21.33	1.87	23.20	1.00	30.00	PASS	
	100	0	21.23	1.87	23.10	1.00	30.00	PASS		



Radiated Power (ERP) for LTE Band 5 /1.4M										
BW (MHz)	UL Channel	RB Size	RB offset	Modulation	Conduction AVG Power(dBm)	Ant Gain (dBi)	ERP (dBm)	ERP Limit(W)	ERP Limit(dBm)	Verdict
1.4	Lowest	1	0	QPSK	23.99	1.25	23.09	7.00	38.45	PASS
		1	2		23.97	1.25	23.07	7.00	38.45	PASS
		1	5		23.86	1.25	22.96	7.00	38.45	PASS
		3	0		23.50	1.25	22.60	7.00	38.45	PASS
		3	1		23.52	1.25	22.62	7.00	38.45	PASS
		3	2		23.47	1.25	22.57	7.00	38.45	PASS
		6	0	22.51	1.25	21.61	7.00	38.45	PASS	
		1	0	16QAM	22.78	1.25	21.88	7.00	38.45	PASS
		1	2		22.43	1.25	21.53	7.00	38.45	PASS
		1	5		22.30	1.25	21.40	7.00	38.45	PASS
		3	0		22.29	1.25	21.39	7.00	38.45	PASS
		3	1		22.32	1.25	21.42	7.00	38.45	PASS
	3	2	22.34		1.25	21.44	7.00	38.45	PASS	
	6	0	21.63	1.25	20.73	7.00	38.45	PASS		
	1	0	QPSK	23.86	1.25	22.96	7.00	38.45	PASS	
	1	2		23.86	1.25	22.96	7.00	38.45	PASS	
	1	5		23.73	1.25	22.83	7.00	38.45	PASS	
	3	0		23.71	1.25	22.81	7.00	38.45	PASS	
	3	1		23.71	1.25	22.81	7.00	38.45	PASS	
	3	2		23.68	1.25	22.78	7.00	38.45	PASS	
	6	0	22.69	1.25	21.79	7.00	38.45	PASS		
	1	0	16QAM	22.20	1.25	21.30	7.00	38.45	PASS	
	1	2		22.31	1.25	21.41	7.00	38.45	PASS	
	1	5		21.96	1.25	21.06	7.00	38.45	PASS	
	3	0		22.87	1.25	21.97	7.00	38.45	PASS	
	3	1		23.01	1.25	22.11	7.00	38.45	PASS	
	3	2		22.89	1.25	21.99	7.00	38.45	PASS	
	6	0	22.13	1.25	21.23	7.00	38.45	PASS		
	1	0	QPSK	23.34	1.25	22.44	7.00	38.45	PASS	
	1	2		23.58	1.25	22.68	7.00	38.45	PASS	
	1	5		23.37	1.25	22.47	7.00	38.45	PASS	
	3	0		23.59	1.25	22.69	7.00	38.45	PASS	
	3	1		23.63	1.25	22.73	7.00	38.45	PASS	
	3	2		23.65	1.25	22.75	7.00	38.45	PASS	
	6	0	22.57	1.25	21.67	7.00	38.45	PASS		
	1	0	16QAM	22.05	1.25	21.15	7.00	38.45	PASS	
1	2	22.28		1.25	21.38	7.00	38.45	PASS		
1	5	22.28		1.25	21.38	7.00	38.45	PASS		
3	0	22.58		1.25	21.68	7.00	38.45	PASS		
3	1	22.62		1.25	21.72	7.00	38.45	PASS		
3	2	22.61		1.25	21.71	7.00	38.45	PASS		
6	0	21.91	1.25	21.01	7.00	38.45	PASS			



Radiated Power (ERP) for LTE Band 5 /3M										
BW (MHz)	UL Channel	RB Size	RB offset	Modulation	Conduction AVG Power(dBm)	Ant Gain (dBi)	ERP (dBm)	ERP Limit(W)	ERP Limit(dBm)	Verdict
3	Lowest	1	0	QPSK	23.63	1.25	22.73	7.00	38.45	PASS
		1	7		23.67	1.25	22.77	7.00	38.45	PASS
		1	14		23.65	1.25	22.75	7.00	38.45	PASS
		8	0		22.56	1.25	21.66	7.00	38.45	PASS
		8	4		22.50	1.25	21.60	7.00	38.45	PASS
		8	7		22.49	1.25	21.59	7.00	38.45	PASS
		15	0	22.48	1.25	21.58	7.00	38.45	PASS	
		1	0	22.70	1.25	21.80	7.00	38.45	PASS	
		1	7	22.65	1.25	21.75	7.00	38.45	PASS	
		1	14	22.68	1.25	21.78	7.00	38.45	PASS	
		8	0	21.45	1.25	20.55	7.00	38.45	PASS	
		8	4	21.49	1.25	20.59	7.00	38.45	PASS	
		8	7	21.48	1.25	20.58	7.00	38.45	PASS	
		15	0	21.35	1.25	20.45	7.00	38.45	PASS	
		1	0	23.66	1.25	22.76	7.00	38.45	PASS	
	1	7	23.88	1.25	22.98	7.00	38.45	PASS		
	1	14	23.66	1.25	22.76	7.00	38.45	PASS		
	8	0	22.52	1.25	21.62	7.00	38.45	PASS		
	8	4	22.55	1.25	21.65	7.00	38.45	PASS		
	8	7	22.40	1.25	21.50	7.00	38.45	PASS		
	15	0	22.50	1.25	21.60	7.00	38.45	PASS		
	1	0	22.36	1.25	21.46	7.00	38.45	PASS		
	1	7	22.53	1.25	21.63	7.00	38.45	PASS		
	1	14	22.65	1.25	21.75	7.00	38.45	PASS		
	8	0	21.43	1.25	20.53	7.00	38.45	PASS		
	8	4	21.35	1.25	20.45	7.00	38.45	PASS		
	8	7	21.28	1.25	20.38	7.00	38.45	PASS		
	15	0	21.23	1.25	20.33	7.00	38.45	PASS		
	1	0	23.48	1.25	22.58	7.00	38.45	PASS		
	1	7	23.69	1.25	22.79	7.00	38.45	PASS		
	1	14	23.78	1.25	22.88	7.00	38.45	PASS		
	8	0	22.61	1.25	21.71	7.00	38.45	PASS		
	8	4	22.46	1.25	21.56	7.00	38.45	PASS		
	8	7	22.37	1.25	21.47	7.00	38.45	PASS		
	15	0	22.56	1.25	21.66	7.00	38.45	PASS		
	1	0	22.71	1.25	21.81	7.00	38.45	PASS		
1	7	22.59	1.25	21.69	7.00	38.45	PASS			
1	14	22.41	1.25	21.51	7.00	38.45	PASS			
8	0	21.28	1.25	20.38	7.00	38.45	PASS			
8	4	21.19	1.25	20.29	7.00	38.45	PASS			
8	7	21.07	1.25	20.17	7.00	38.45	PASS			
15	0	21.46	1.25	20.56	7.00	38.45	PASS			



Radiated Power (ERP) for LTE Band 5 /5M										
BW (MHz)	UL Channel	RB Size	RB offset	Modulation	Conduction AVG Power(dBm)	Ant Gain (dBi)	ERP (dBm)	ERP Limit(W)	ERP Limit(dBm)	Verdict
5	Lowest	1	0	QPSK	23.50	1.25	22.60	7.00	38.45	PASS
		1	12		23.66	1.25	22.76	7.00	38.45	PASS
		1	24		23.58	1.25	22.68	7.00	38.45	PASS
		12	0		23.71	1.25	22.81	7.00	38.45	PASS
		12	6		23.86	1.25	22.96	7.00	38.45	PASS
		12	11		23.85	1.25	22.95	7.00	38.45	PASS
		25	0	23.85	1.25	22.95	7.00	38.45	PASS	
		1	0	16QAM	23.98	1.25	23.08	7.00	38.45	PASS
		1	12		24.02	1.25	23.12	7.00	38.45	PASS
		1	24		24.01	1.25	23.11	7.00	38.45	PASS
		12	0		23.76	1.25	22.86	7.00	38.45	PASS
		12	6		21.53	1.25	20.63	7.00	38.45	PASS
		12	11		21.49	1.25	20.59	7.00	38.45	PASS
		25	0	21.50	1.25	20.60	7.00	38.45	PASS	
		1	0	QPSK	23.15	1.25	22.25	7.00	38.45	PASS
	1	12	23.66		1.25	22.76	7.00	38.45	PASS	
	1	24	23.40		1.25	22.50	7.00	38.45	PASS	
	12	0	22.48		1.25	21.58	7.00	38.45	PASS	
	12	6	22.55		1.25	21.65	7.00	38.45	PASS	
	12	11	22.50		1.25	21.60	7.00	38.45	PASS	
	25	0	22.48	1.25	21.58	7.00	38.45	PASS		
	1	0	16QAM	22.10	1.25	21.20	7.00	38.45	PASS	
	1	12		22.49	1.25	21.59	7.00	38.45	PASS	
	1	24		22.20	1.25	21.30	7.00	38.45	PASS	
	12	0		21.22	1.25	20.32	7.00	38.45	PASS	
	12	6		21.31	1.25	20.41	7.00	38.45	PASS	
	12	11		21.32	1.25	20.42	7.00	38.45	PASS	
	25	0	21.37	1.25	20.47	7.00	38.45	PASS		
	1	0	QPSK	23.42	1.25	22.52	7.00	38.45	PASS	
	1	12		23.51	1.25	22.61	7.00	38.45	PASS	
	1	24		23.36	1.25	22.46	7.00	38.45	PASS	
	12	0		22.52	1.25	21.62	7.00	38.45	PASS	
	12	6		22.47	1.25	21.57	7.00	38.45	PASS	
	12	11		22.37	1.25	21.47	7.00	38.45	PASS	
	25	0	22.57	1.25	21.67	7.00	38.45	PASS		
	1	0	16QAM	21.76	1.25	20.86	7.00	38.45	PASS	
	1	12		22.25	1.25	21.35	7.00	38.45	PASS	
	1	24		21.89	1.25	20.99	7.00	38.45	PASS	
	12	0		21.68	1.25	20.78	7.00	38.45	PASS	
	12	6		21.53	1.25	20.63	7.00	38.45	PASS	
	12	11		21.49	1.25	20.59	7.00	38.45	PASS	
	25	0	21.49	1.25	20.59	7.00	38.45	PASS		



Radiated Power (ERP) for LTE Band 5 /10M										
BW (MHz)	UL Channel	RB Size	RB offset	Modulation	Conduction AVG Power(dBm)	Ant Gain (dBi)	ERP (dBm)	ERP Limit(W)	ERP Limit(dBm)	Verdict
10	Lowest	1	0	QPSK	23.68	1.25	22.78	7.00	38.45	PASS
		1	24		24.03	1.25	23.13	7.00	38.45	PASS
		1	49		23.67	1.25	22.77	7.00	38.45	PASS
		25	0		22.54	1.25	21.64	7.00	38.45	PASS
		25	12		22.48	1.25	21.58	7.00	38.45	PASS
		25	24		22.52	1.25	21.62	7.00	38.45	PASS
		50	0	22.65	1.25	21.75	7.00	38.45	PASS	
		1	0	16QAM	22.06	1.25	21.16	7.00	38.45	PASS
		1	24		22.21	1.25	21.31	7.00	38.45	PASS
		1	49		22.02	1.25	21.12	7.00	38.45	PASS
		25	0		22.32	1.25	21.42	7.00	38.45	PASS
		25	12		22.59	1.25	21.69	7.00	38.45	PASS
		25	24		22.38	1.25	21.48	7.00	38.45	PASS
		50	0	22.33	1.25	21.43	7.00	38.45	PASS	
		1	0	QPSK	23.68	1.25	22.78	7.00	38.45	PASS
	1	24	23.85		1.25	22.95	7.00	38.45	PASS	
	1	49	23.83		1.25	22.93	7.00	38.45	PASS	
	25	0	22.58		1.25	21.68	7.00	38.45	PASS	
	25	12	22.51		1.25	21.61	7.00	38.45	PASS	
	25	24	22.52		1.25	21.62	7.00	38.45	PASS	
	50	0	22.48	1.25	21.58	7.00	38.45	PASS		
	1	0	16QAM	22.86	1.25	21.96	7.00	38.45	PASS	
	1	24		22.92	1.25	22.02	7.00	38.45	PASS	
	1	49		22.94	1.25	22.04	7.00	38.45	PASS	
	25	0		21.66	1.25	20.76	7.00	38.45	PASS	
	25	12		21.52	1.25	20.62	7.00	38.45	PASS	
	25	24		21.51	1.25	20.61	7.00	38.45	PASS	
	50	0	21.52	1.25	20.62	7.00	38.45	PASS		
	1	0	QPSK	23.52	1.25	22.62	7.00	38.45	PASS	
	1	24		23.74	1.25	22.84	7.00	38.45	PASS	
	1	49		23.42	1.25	22.52	7.00	38.45	PASS	
	25	0		22.64	1.25	21.74	7.00	38.45	PASS	
	25	12		22.64	1.25	21.74	7.00	38.45	PASS	
	25	24		22.44	1.25	21.54	7.00	38.45	PASS	
	50	0	22.53	1.25	21.63	7.00	38.45	PASS		
	1	0	16QAM	22.30	1.25	21.40	7.00	38.45	PASS	
1	24	22.77		1.25	21.87	7.00	38.45	PASS		
1	49	22.20		1.25	21.30	7.00	38.45	PASS		
25	0	21.50		1.25	20.60	7.00	38.45	PASS		
25	12	21.50		1.25	20.60	7.00	38.45	PASS		
25	24	21.38		1.25	20.48	7.00	38.45	PASS		
50	0	21.51	1.25	20.61	7.00	38.45	PASS			



Radiated Power (ERP) for LTE Band 12 /1.4M										
BW (MHz)	UL Channel	RB Size	RB offset	Modulation	Conduction AVG Power(dBm)	Ant Gain (dBi)	ERP (dBm)	ERP Limit(W)	ERP Limit(dBm)	Verdict
1.4	Lowest	1	0	QPSK	23.77	1.25	22.87	3.00	34.77	PASS
		1	2		23.78	1.25	22.88	3.00	34.77	PASS
		1	5		23.60	1.25	22.70	3.00	34.77	PASS
		3	0		23.76	1.25	22.86	3.00	34.77	PASS
		3	1		23.61	1.25	22.71	3.00	34.77	PASS
		3	2		23.61	1.25	22.71	3.00	34.77	PASS
		6	0	22.64	1.25	21.74	3.00	34.77	PASS	
		1	0	16QAM	22.44	1.25	21.54	3.00	34.77	PASS
		1	2		22.47	1.25	21.57	3.00	34.77	PASS
		1	5		22.37	1.25	21.47	3.00	34.77	PASS
		3	0		22.46	1.25	21.56	3.00	34.77	PASS
		3	1		22.31	1.25	21.41	3.00	34.77	PASS
	3	2	22.55		1.25	21.65	3.00	34.77	PASS	
	6	0	21.62	1.25	20.72	3.00	34.77	PASS		
	1	0	QPSK	24.11	1.25	23.21	3.00	34.77	PASS	
	1	2		23.95	1.25	23.05	3.00	34.77	PASS	
	1	5		23.78	1.25	22.88	3.00	34.77	PASS	
	3	0		23.80	1.25	22.90	3.00	34.77	PASS	
	3	1		23.89	1.25	22.99	3.00	34.77	PASS	
	3	2		23.86	1.25	22.96	3.00	34.77	PASS	
	6	0	23.05	1.25	22.15	3.00	34.77	PASS		
	1	0	16QAM	22.18	1.25	21.28	3.00	34.77	PASS	
	1	2		22.44	1.25	21.54	3.00	34.77	PASS	
	1	5		22.36	1.25	21.46	3.00	34.77	PASS	
	3	0		22.63	1.25	21.73	3.00	34.77	PASS	
	3	1		22.93	1.25	22.03	3.00	34.77	PASS	
	3	2		22.66	1.25	21.76	3.00	34.77	PASS	
	6	0	21.92	1.25	21.02	3.00	34.77	PASS		
	1	0	QPSK	23.36	1.25	22.46	3.00	34.77	PASS	
	1	2		23.52	1.25	22.62	3.00	34.77	PASS	
	1	5		23.39	1.25	22.49	3.00	34.77	PASS	
	3	0		23.53	1.25	22.63	3.00	34.77	PASS	
	3	1		23.48	1.25	22.58	3.00	34.77	PASS	
	3	2		23.54	1.25	22.64	3.00	34.77	PASS	
	6	0	22.56	1.25	21.66	3.00	34.77	PASS		
	1	0	16QAM	22.07	1.25	21.17	3.00	34.77	PASS	
1	2	22.25		1.25	21.35	3.00	34.77	PASS		
1	5	22.09		1.25	21.19	3.00	34.77	PASS		
3	0	22.37		1.25	21.47	3.00	34.77	PASS		
3	1	22.40		1.25	21.50	3.00	34.77	PASS		
3	2	22.41		1.25	21.51	3.00	34.77	PASS		
6	0	21.61	1.25	20.71	3.00	34.77	PASS			



Radiated Power (ERP) for LTE Band 12 /3M											
BW (MHz)	UL Channel	RB Size	RB offset	Modulation	Conduction AVG Power(dBm)	Ant Gain (dBi)	ERP (dBm)	ERP Limit(W)	ERP Limit(dBm)	Verdict	
3	Lowest	1	0	QPSK	23.64	1.25	22.74	3.00	34.77	PASS	
		1	7		23.55	1.25	22.65	3.00	34.77	PASS	
		1	14		23.55	1.25	22.65	3.00	34.77	PASS	
		8	0		22.65	1.25	21.75	3.00	34.77	PASS	
		8	4		22.53	1.25	21.63	3.00	34.77	PASS	
		8	7		22.49	1.25	21.59	3.00	34.77	PASS	
		15	0	22.51	1.25	21.61	3.00	34.77	PASS		
		1	0	22.70	1.25	21.80	3.00	34.77	PASS		
		1	7	22.28	1.25	21.38	3.00	34.77	PASS		
		1	14	22.09	1.25	21.19	3.00	34.77	PASS		
		8	0	21.75	1.25	20.85	3.00	34.77	PASS		
		8	4	21.62	1.25	20.72	3.00	34.77	PASS		
		8	7	21.41	1.25	20.51	3.00	34.77	PASS		
		15	0	21.60	1.25	20.70	3.00	34.77	PASS		
		Middle	QPSK	1	0	23.56	1.25	22.66	3.00	34.77	PASS
	1			7	23.95	1.25	23.05	3.00	34.77	PASS	
	1			14	23.63	1.25	22.73	3.00	34.77	PASS	
	8			0	22.82	1.25	21.92	3.00	34.77	PASS	
	8			4	22.87	1.25	21.97	3.00	34.77	PASS	
	8			7	22.90	1.25	22.00	3.00	34.77	PASS	
	15		0	22.79	1.25	21.89	3.00	34.77	PASS		
	16QAM		1	0	22.31	1.25	21.41	3.00	34.77	PASS	
			1	7	22.83	1.25	21.93	3.00	34.77	PASS	
			1	14	22.84	1.25	21.94	3.00	34.77	PASS	
			8	0	21.57	1.25	20.67	3.00	34.77	PASS	
			8	4	21.71	1.25	20.81	3.00	34.77	PASS	
			8	7	21.75	1.25	20.85	3.00	34.77	PASS	
			15	0	21.59	1.25	20.69	3.00	34.77	PASS	
			Highest	QPSK	1	0	23.58	1.25	22.68	3.00	34.77
		1			7	23.61	1.25	22.71	3.00	34.77	PASS
	1	14			23.49	1.25	22.59	3.00	34.77	PASS	
	8	0			22.73	1.25	21.83	3.00	34.77	PASS	
	8	4			22.62	1.25	21.72	3.00	34.77	PASS	
	8	7			22.43	1.25	21.53	3.00	34.77	PASS	
	15	0		22.56	1.25	21.66	3.00	34.77	PASS		
	16QAM	1		0	22.88	1.25	21.98	3.00	34.77	PASS	
1		7		22.58	1.25	21.68	3.00	34.77	PASS		
1		14		22.51	1.25	21.61	3.00	34.77	PASS		
8		0		21.23	1.25	20.33	3.00	34.77	PASS		
8		4		21.18	1.25	20.28	3.00	34.77	PASS		
8		7		21.20	1.25	20.30	3.00	34.77	PASS		
15		0		21.48	1.25	20.58	3.00	34.77	PASS		



Radiated Power (ERP) for LTE Band 12 /5M										
BW (MHz)	UL Channel	RB Size	RB offset	Modulation	Conduction AVG Power(dBm)	Ant Gain (dBi)	ERP (dBm)	ERP Limit(W)	ERP Limit(dBm)	Verdict
5	Lowest	1	0	QPSK	23.57	1.25	22.67	3.00	34.77	PASS
		1	12		23.76	1.25	22.86	3.00	34.77	PASS
		1	24		23.74	1.25	22.84	3.00	34.77	PASS
		12	0		22.51	1.25	21.61	3.00	34.77	PASS
		12	6		22.47	1.25	21.57	3.00	34.77	PASS
		12	11		22.50	1.25	21.60	3.00	34.77	PASS
		25	0	22.35	1.25	21.45	3.00	34.77	PASS	
		1	0	16QAM	22.34	1.25	21.44	3.00	34.77	PASS
		1	12		22.59	1.25	21.69	3.00	34.77	PASS
		1	24		22.58	1.25	21.68	3.00	34.77	PASS
		12	0		22.83	1.25	21.93	3.00	34.77	PASS
		12	6		22.75	1.25	21.85	3.00	34.77	PASS
		12	11		22.81	1.25	21.91	3.00	34.77	PASS
		25	0	22.76	1.25	21.86	3.00	34.77	PASS	
		1	0	QPSK	23.76	1.25	22.86	3.00	34.77	PASS
	1	12	24.13		1.25	23.23	3.00	34.77	PASS	
	1	24	23.70		1.25	22.80	3.00	34.77	PASS	
	12	0	22.73		1.25	21.83	3.00	34.77	PASS	
	12	6	22.90		1.25	22.00	3.00	34.77	PASS	
	12	11	22.75		1.25	21.85	3.00	34.77	PASS	
	25	0	22.72	1.25	21.82	3.00	34.77	PASS		
	1	0	16QAM	22.40	1.25	21.50	3.00	34.77	PASS	
	1	12		22.86	1.25	21.96	3.00	34.77	PASS	
	1	24		22.55	1.25	21.65	3.00	34.77	PASS	
	12	0		21.40	1.25	20.50	3.00	34.77	PASS	
	12	6		21.79	1.25	20.89	3.00	34.77	PASS	
	12	11		21.42	1.25	20.52	3.00	34.77	PASS	
	25	0	21.66	1.25	20.76	3.00	34.77	PASS		
	1	0	QPSK	23.39	1.25	22.49	3.00	34.77	PASS	
	1	12		23.65	1.25	22.75	3.00	34.77	PASS	
	1	24		23.18	1.25	22.28	3.00	34.77	PASS	
	12	0		22.62	1.25	21.72	3.00	34.77	PASS	
	12	6		22.44	1.25	21.54	3.00	34.77	PASS	
	12	11		22.40	1.25	21.50	3.00	34.77	PASS	
	25	0	22.48	1.25	21.58	3.00	34.77	PASS		
	1	0	16QAM	22.14	1.25	21.24	3.00	34.77	PASS	
1	12	22.34		1.25	21.44	3.00	34.77	PASS		
1	24	22.17		1.25	21.27	3.00	34.77	PASS		
12	0	21.53		1.25	20.63	3.00	34.77	PASS		
12	6	21.37		1.25	20.47	3.00	34.77	PASS		
12	11	21.18		1.25	20.28	3.00	34.77	PASS		
25	0	21.42	1.25	20.52	3.00	34.77	PASS			



Radiated Power (ERP) for LTE Band 12 /10M										
BW (MHz)	UL Channel	RB Size	RB offset	Modulation	Conduction AVG Power(dBm)	Ant Gain (dBi)	ERP (dBm)	ERP Limit(W)	ERP Limit(dBm)	Verdict
10	Lowest	1	0	QPSK	23.58	1.25	22.68	3.00	34.77	PASS
		1	24		24.22	1.25	23.32	3.00	34.77	PASS
		1	49		23.95	1.25	23.05	3.00	34.77	PASS
		25	0		22.59	1.25	21.69	3.00	34.77	PASS
		25	12		22.62	1.25	21.72	3.00	34.77	PASS
		25	24		22.89	1.25	21.99	3.00	34.77	PASS
		50	0	22.80	1.25	21.90	3.00	34.77	PASS	
		1	0	16QAM	22.12	1.25	21.22	3.00	34.77	PASS
		1	24		22.34	1.25	21.44	3.00	34.77	PASS
		1	49		23.17	1.25	22.27	3.00	34.77	PASS
		25	0		21.57	1.25	20.67	3.00	34.77	PASS
		25	12		21.72	1.25	20.82	3.00	34.77	PASS
		25	24		21.87	1.25	20.97	3.00	34.77	PASS
		50	0	21.64	1.25	20.74	3.00	34.77	PASS	
		1	0	QPSK	23.33	1.25	22.43	3.00	34.77	PASS
	1	24	23.63		1.25	22.73	3.00	34.77	PASS	
	1	49	23.48		1.25	22.58	3.00	34.77	PASS	
	25	0	23.68		1.25	22.78	3.00	34.77	PASS	
	25	12	23.70		1.25	22.80	3.00	34.77	PASS	
	25	24	23.88		1.25	22.98	3.00	34.77	PASS	
	50	0	23.78	1.25	22.88	3.00	34.77	PASS		
	1	0	16QAM	23.81	1.25	22.91	3.00	34.77	PASS	
	1	24		23.64	1.25	22.74	3.00	34.77	PASS	
	1	49		23.40	1.25	22.50	3.00	34.77	PASS	
	25	0		23.28	1.25	22.38	3.00	34.77	PASS	
	25	12		21.92	1.25	21.02	3.00	34.77	PASS	
	25	24		21.73	1.25	20.83	3.00	34.77	PASS	
	50	0	21.62	1.25	20.72	3.00	34.77	PASS		
	1	0	QPSK	23.63	1.25	22.73	3.00	34.77	PASS	
	1	24		23.78	1.25	22.88	3.00	34.77	PASS	
	1	49		23.33	1.25	22.43	3.00	34.77	PASS	
	25	0		22.70	1.25	21.80	3.00	34.77	PASS	
	25	12		22.66	1.25	21.76	3.00	34.77	PASS	
	25	24		22.38	1.25	21.48	3.00	34.77	PASS	
	50	0	22.64	1.25	21.74	3.00	34.77	PASS		
	1	0	16QAM	22.70	1.25	21.80	3.00	34.77	PASS	
1	24	23.16		1.25	22.26	3.00	34.77	PASS		
1	49	22.02		1.25	21.12	3.00	34.77	PASS		
25	0	21.64		1.25	20.74	3.00	34.77	PASS		
25	12	21.60		1.25	20.70	3.00	34.77	PASS		
25	24	21.32		1.25	20.42	3.00	34.77	PASS		
50	0	21.60	1.25	20.70	3.00	34.77	PASS			



Radiated Power (ERP) for LTE Band 13 /5M										
BW (MHz)	UL Channel	RB Size	RB offset	Modulation	Conduction AVG Power(dBm)	Ant Gain (dBi)	ERP (dBm)	ERP Limit(W)	ERP Limit(dBm)	Verdict
5	Lowest	1	0	QPSK	23.46	1.25	22.56	3.00	34.77	PASS
		1	12		23.02	1.25	22.12	3.00	34.77	PASS
		1	24		23.08	1.25	22.18	3.00	34.77	PASS
		12	0		22.44	1.25	21.54	3.00	34.77	PASS
		12	6		22.32	1.25	21.42	3.00	34.77	PASS
		12	11		22.30	1.25	21.40	3.00	34.77	PASS
		25	0	22.44	1.25	21.54	3.00	34.77	PASS	
		1	0	16QAM	22.02	1.25	21.12	3.00	34.77	PASS
		1	12		22.12	1.25	21.22	3.00	34.77	PASS
		1	24		22.04	1.25	21.14	3.00	34.77	PASS
		12	0		21.64	1.25	20.74	3.00	34.77	PASS
		12	6		21.50	1.25	20.60	3.00	34.77	PASS
		12	11		21.33	1.25	20.43	3.00	34.77	PASS
		25	0	21.31	1.25	20.41	3.00	34.77	PASS	
		1	0	QPSK	23.27	1.25	22.37	3.00	34.77	PASS
	1	12	23.27		1.25	22.37	3.00	34.77	PASS	
	1	24	23.37		1.25	22.47	3.00	34.77	PASS	
	12	0	22.24		1.25	21.34	3.00	34.77	PASS	
	12	6	22.23		1.25	21.33	3.00	34.77	PASS	
	12	11	22.32		1.25	21.42	3.00	34.77	PASS	
	25	0	22.25	1.25	21.35	3.00	34.77	PASS		
	1	0	16QAM	21.91	1.25	21.01	3.00	34.77	PASS	
	1	12		22.16	1.25	21.26	3.00	34.77	PASS	
	1	24		22.32	1.25	21.42	3.00	34.77	PASS	
	12	0		21.37	1.25	20.47	3.00	34.77	PASS	
	12	6		21.36	1.25	20.46	3.00	34.77	PASS	
	12	11		21.45	1.25	20.55	3.00	34.77	PASS	
	25	0	21.26	1.25	20.36	3.00	34.77	PASS		
	1	0	QPSK	23.32	1.25	22.42	3.00	34.77	PASS	
	1	12		23.51	1.25	22.61	3.00	34.77	PASS	
	1	24		23.13	1.25	22.23	3.00	34.77	PASS	
	12	0		22.31	1.25	21.41	3.00	34.77	PASS	
	12	6		22.38	1.25	21.48	3.00	34.77	PASS	
	12	11		22.40	1.25	21.50	3.00	34.77	PASS	
	25	0	22.36	1.25	21.46	3.00	34.77	PASS		
	1	0	16QAM	22.19	1.25	21.29	3.00	34.77	PASS	
1	12	22.35		1.25	21.45	3.00	34.77	PASS		
1	24	22.19		1.25	21.29	3.00	34.77	PASS		
12	0	21.32		1.25	20.42	3.00	34.77	PASS		
12	6	21.52		1.25	20.62	3.00	34.77	PASS		
12	11	21.47		1.25	20.57	3.00	34.77	PASS		
25	0	21.33	1.25	20.43	3.00	34.77	PASS			



Radiated Power (ERP) for LTE Band 13 /10M										
BW (MHz)	UL Channel	RB Size	RB offset	Modulation	Conduction AVG Power(dBm)	Ant Gain (dBi)	ERP (dBm)	ERP Limit(W)	ERP Limit(dBm)	Verdict
10	Middle	1	0	QPSK	23.89	1.25	22.99	3.00	34.77	PASS
		1	24		23.30	1.25	22.40	3.00	34.77	PASS
		1	49		23.19	1.25	22.29	3.00	34.77	PASS
		25	0		22.35	1.25	21.45	3.00	34.77	PASS
		25	12		22.18	1.25	21.28	3.00	34.77	PASS
		25	24		22.30	1.25	21.40	3.00	34.77	PASS
		50	0	22.33	1.25	21.43	3.00	34.77	PASS	
		1	0	16QAM	22.67	1.25	21.77	3.00	34.77	PASS
		1	24		22.14	1.25	21.24	3.00	34.77	PASS
		1	49		22.00	1.25	21.10	3.00	34.77	PASS
		25	0		21.39	1.25	20.49	3.00	34.77	PASS
		25	12		21.33	1.25	20.43	3.00	34.77	PASS
		25	24		21.37	1.25	20.47	3.00	34.77	PASS
		50	0		21.34	1.25	20.44	3.00	34.77	PASS



Radiated Power (ERP) for LTE Band 17 /5M										
BW (MHz)	UL Channel	RB Size	RB offset	Modulation	Conduction AVG Power(dBm)	Ant Gain (dBi)	ERP (dBm)	ERP Limit(W)	ERP Limit(dBm)	Verdict
5	Lowest	1	0	QPSK	23.34	1.25	22.44	3.00	34.77	PASS
		1	12		23.81	1.25	22.91	3.00	34.77	PASS
		1	24		23.71	1.25	22.81	3.00	34.77	PASS
		12	0		22.52	1.25	21.62	3.00	34.77	PASS
		12	6		22.76	1.25	21.86	3.00	34.77	PASS
		12	11		22.81	1.25	21.91	3.00	34.77	PASS
		25	0	22.66	1.25	21.76	3.00	34.77	PASS	
		1	0	16QAM	21.97	1.25	21.07	3.00	34.77	PASS
		1	12		22.47	1.25	21.57	3.00	34.77	PASS
		1	24		22.45	1.25	21.55	3.00	34.77	PASS
		12	0		21.32	1.25	20.42	3.00	34.77	PASS
		12	6		21.52	1.25	20.62	3.00	34.77	PASS
		12	11		21.60	1.25	20.70	3.00	34.77	PASS
		25	0	21.55	1.25	20.65	3.00	34.77	PASS	
		1	0	QPSK	23.65	1.25	22.75	3.00	34.77	PASS
	1	12	23.61		1.25	22.71	3.00	34.77	PASS	
	1	24	23.42		1.25	22.52	3.00	34.77	PASS	
	12	0	22.67		1.25	21.77	3.00	34.77	PASS	
	12	6	22.59		1.25	21.69	3.00	34.77	PASS	
	12	11	22.50		1.25	21.60	3.00	34.77	PASS	
	25	0	22.63	1.25	21.73	3.00	34.77	PASS		
	1	0	16QAM	22.71	1.25	21.81	3.00	34.77	PASS	
	1	12		23.01	1.25	22.11	3.00	34.77	PASS	
	1	24		22.49	1.25	21.59	3.00	34.77	PASS	
	12	0		21.70	1.25	20.80	3.00	34.77	PASS	
	12	6		21.73	1.25	20.83	3.00	34.77	PASS	
	12	11		21.55	1.25	20.65	3.00	34.77	PASS	
	25	0	21.53	1.25	20.63	3.00	34.77	PASS		
	1	0	QPSK	23.33	1.25	22.43	3.00	34.77	PASS	
	1	12		23.33	1.25	22.43	3.00	34.77	PASS	
	1	24		23.20	1.25	22.30	3.00	34.77	PASS	
	12	0		22.32	1.25	21.42	3.00	34.77	PASS	
	12	6		22.06	1.25	21.16	3.00	34.77	PASS	
	12	11		22.24	1.25	21.34	3.00	34.77	PASS	
	25	0	22.31	1.25	21.41	3.00	34.77	PASS		
	1	0	16QAM	22.32	1.25	21.42	3.00	34.77	PASS	
	1	12		21.87	1.25	20.97	3.00	34.77	PASS	
	1	24		21.73	1.25	20.83	3.00	34.77	PASS	
	12	0		21.35	1.25	20.45	3.00	34.77	PASS	
	12	6		20.91	1.25	20.01	3.00	34.77	PASS	
	12	11		21.01	1.25	20.11	3.00	34.77	PASS	
	25	0	21.50	1.25	20.60	3.00	34.77	PASS		



Radiated Power (ERP) for LTE Band 17 /10M										
BW (MHz)	UL Channel	RB Size	RB offset	Modulation	Conduction AVG Power(dBm)	Ant Gain (dBi)	ERP (dBm)	ERP Limit(W)	ERP Limit(dBm)	Verdict
10	Lowest	1	0	QPSK	23.83	1.25	22.93	3.00	34.77	PASS
		1	24		23.98	1.25	23.08	3.00	34.77	PASS
		1	49		23.25	1.25	22.35	3.00	34.77	PASS
		25	0		22.66	1.25	21.76	3.00	34.77	PASS
		25	12		22.75	1.25	21.85	3.00	34.77	PASS
		25	24		22.53	1.25	21.63	3.00	34.77	PASS
		50	0	22.78	1.25	21.88	3.00	34.77	PASS	
		1	0	16QAM	22.46	1.25	21.56	3.00	34.77	PASS
		1	24		22.25	1.25	21.35	3.00	34.77	PASS
		1	49		21.59	1.25	20.69	3.00	34.77	PASS
		25	0		21.38	1.25	20.48	3.00	34.77	PASS
		25	12		21.11	1.25	20.21	3.00	34.77	PASS
		25	24		20.48	1.25	19.58	3.00	34.77	PASS
		50	0	20.22	1.25	19.32	3.00	34.77	PASS	
		1	0	QPSK	23.57	1.25	22.67	3.00	34.77	PASS
	1	24	23.89		1.25	22.99	3.00	34.77	PASS	
	1	49	23.37		1.25	22.47	3.00	34.77	PASS	
	25	0	22.71		1.25	21.81	3.00	34.77	PASS	
	25	12	22.65		1.25	21.75	3.00	34.77	PASS	
	25	24	22.20		1.25	21.30	3.00	34.77	PASS	
	50	0	22.53	1.25	21.63	3.00	34.77	PASS		
	1	0	16QAM	22.32	1.25	21.42	3.00	34.77	PASS	
	1	24		22.90	1.25	22.00	3.00	34.77	PASS	
	1	49		21.84	1.25	20.94	3.00	34.77	PASS	
	25	0		21.83	1.25	20.93	3.00	34.77	PASS	
	25	12		21.63	1.25	20.73	3.00	34.77	PASS	
	25	24		21.40	1.25	20.50	3.00	34.77	PASS	
	50	0	21.55	1.25	20.65	3.00	34.77	PASS		
	1	0	QPSK	23.28	1.25	22.38	3.00	34.77	PASS	
	1	24		23.54	1.25	22.64	3.00	34.77	PASS	
	1	49		23.08	1.25	22.18	3.00	34.77	PASS	
	25	0		22.56	1.25	21.66	3.00	34.77	PASS	
	25	12		22.55	1.25	21.65	3.00	34.77	PASS	
	25	24		22.20	1.25	21.30	3.00	34.77	PASS	
	50	0	22.54	1.25	21.64	3.00	34.77	PASS		
	1	0	16QAM	22.25	1.25	21.35	3.00	34.77	PASS	
1	24	23.04		1.25	22.14	3.00	34.77	PASS		
1	49	21.89		1.25	20.99	3.00	34.77	PASS		
25	0	21.84		1.25	20.94	3.00	34.77	PASS		
25	12	21.70		1.25	20.80	3.00	34.77	PASS		
25	24	21.25		1.25	20.35	3.00	34.77	PASS		
50	0	21.49	1.25	20.59	3.00	34.77	PASS			



Radiated Power (EIRP) for LTE Band 66 /1.4M										
BW (MHz)	UL Channel	RB Size	RB offset	Modulation	Conduction AVG Power(dBm)	Ant Gain (dBi)	EIRP (dBm)	EIRP Limit(W)	EIRP Limit(dBm)	Verdict
1.4	Lowest	1	0	QPSK	22.69	1.87	24.56	1.00	30.00	PASS
		1	2		22.79	1.87	24.66	1.00	30.00	PASS
		1	5		22.66	1.87	24.53	1.00	30.00	PASS
		3	0		22.60	1.87	24.47	1.00	30.00	PASS
		3	1		22.63	1.87	24.50	1.00	30.00	PASS
		3	2		22.62	1.87	24.49	1.00	30.00	PASS
		6	0	21.68	1.87	23.55	1.00	30.00	PASS	
		1	0	16QAM	21.10	1.87	22.97	1.00	30.00	PASS
		1	2		21.21	1.87	23.08	1.00	30.00	PASS
		1	5		21.12	1.87	22.99	1.00	30.00	PASS
		3	0		21.35	1.87	23.22	1.00	30.00	PASS
		3	1		21.44	1.87	23.31	1.00	30.00	PASS
		3	2		21.34	1.87	23.21	1.00	30.00	PASS
		6	0	20.56	1.87	22.43	1.00	30.00	PASS	
		1	0	QPSK	22.90	1.87	24.77	1.00	30.00	PASS
		1	2		23.13	1.87	25.00	1.00	30.00	PASS
		1	5		22.89	1.87	24.76	1.00	30.00	PASS
		3	0		23.11	1.87	24.98	1.00	30.00	PASS
	3	1	23.08		1.87	24.95	1.00	30.00	PASS	
	3	2	22.99		1.87	24.86	1.00	30.00	PASS	
	6	0	22.04	1.87	23.91	1.00	30.00	PASS		
	1	0	16QAM	21.87	1.87	23.74	1.00	30.00	PASS	
	1	2		22.10	1.87	23.97	1.00	30.00	PASS	
	1	5		21.97	1.87	23.84	1.00	30.00	PASS	
	3	0		22.28	1.87	24.15	1.00	30.00	PASS	
	3	1		22.36	1.87	24.23	1.00	30.00	PASS	
	3	2		22.24	1.87	24.11	1.00	30.00	PASS	
	6	0	21.50	1.87	23.37	1.00	30.00	PASS		
	1	0	QPSK	23.43	1.87	25.30	1.00	30.00	PASS	
	1	2		23.48	1.87	25.35	1.00	30.00	PASS	
	1	5		23.01	1.87	24.88	1.00	30.00	PASS	
	3	0		23.01	1.87	24.88	1.00	30.00	PASS	
	3	1		23.09	1.87	24.96	1.00	30.00	PASS	
	3	2		23.01	1.87	24.88	1.00	30.00	PASS	
	6	0	22.17	1.87	24.04	1.00	30.00	PASS		
	1	0	16QAM	21.76	1.87	23.63	1.00	30.00	PASS	
	1	2		21.90	1.87	23.77	1.00	30.00	PASS	
	1	5		21.76	1.87	23.63	1.00	30.00	PASS	
	3	0		21.89	1.87	23.76	1.00	30.00	PASS	
	3	1		21.84	1.87	23.71	1.00	30.00	PASS	
	3	2		21.78	1.87	23.65	1.00	30.00	PASS	
	6	0	21.05	1.87	22.92	1.00	30.00	PASS		



Radiated Power (EIRP) for LTE Band 66 /3M										
BW (MHz)	UL Channel	RB Size	RB offset	Modulation	Conduction AVG Power(dBm)	Ant Gain (dBi)	EIRP (dBm)	EIRP Limit(W)	EIRP Limit(dBm)	Verdict
3	Lowest	1	0	QPSK	22.75	1.87	24.62	1.00	30.00	PASS
		1	7		22.79	1.87	24.66	1.00	30.00	PASS
		1	14		22.79	1.87	24.66	1.00	30.00	PASS
		8	0		21.64	1.87	23.51	1.00	30.00	PASS
		8	4		21.62	1.87	23.49	1.00	30.00	PASS
		8	7		21.63	1.87	23.50	1.00	30.00	PASS
		15	0	21.50	1.87	23.37	1.00	30.00	PASS	
		1	0	21.31	1.87	23.18	1.00	30.00	PASS	
		1	7	21.40	1.87	23.27	1.00	30.00	PASS	
		1	14	21.36	1.87	23.23	1.00	30.00	PASS	
		8	0	20.59	1.87	22.46	1.00	30.00	PASS	
		8	4	20.67	1.87	22.54	1.00	30.00	PASS	
		8	7	20.46	1.87	22.33	1.00	30.00	PASS	
		15	0	20.43	1.87	22.30	1.00	30.00	PASS	
		1	0	23.00	1.87	24.87	1.00	30.00	PASS	
	1	7	23.22	1.87	25.09	1.00	30.00	PASS		
	1	14	23.16	1.87	25.03	1.00	30.00	PASS		
	8	0	22.22	1.87	24.09	1.00	30.00	PASS		
	8	4	22.10	1.87	23.97	1.00	30.00	PASS		
	8	7	22.08	1.87	23.95	1.00	30.00	PASS		
	15	0	22.07	1.87	23.94	1.00	30.00	PASS		
	1	0	22.09	1.87	23.96	1.00	30.00	PASS		
	1	7	22.11	1.87	23.98	1.00	30.00	PASS		
	1	14	22.04	1.87	23.91	1.00	30.00	PASS		
	8	0	21.31	1.87	23.18	1.00	30.00	PASS		
	8	4	21.39	1.87	23.26	1.00	30.00	PASS		
	8	7	21.34	1.87	23.21	1.00	30.00	PASS		
	15	0	21.19	1.87	23.06	1.00	30.00	PASS		
	1	0	23.18	1.87	25.05	1.00	30.00	PASS		
	1	7	23.46	1.87	25.33	1.00	30.00	PASS		
	1	14	23.40	1.87	25.27	1.00	30.00	PASS		
	8	0	22.01	1.87	23.88	1.00	30.00	PASS		
	8	4	22.08	1.87	23.95	1.00	30.00	PASS		
	8	7	22.07	1.87	23.94	1.00	30.00	PASS		
	15	0	22.10	1.87	23.97	1.00	30.00	PASS		
	1	0	22.30	1.87	24.17	1.00	30.00	PASS		
1	7	22.19	1.87	24.06	1.00	30.00	PASS			
1	14	22.11	1.87	23.98	1.00	30.00	PASS			
8	0	21.17	1.87	23.04	1.00	30.00	PASS			
8	4	21.15	1.87	23.02	1.00	30.00	PASS			
8	7	21.13	1.87	23.00	1.00	30.00	PASS			
15	0	21.15	1.87	23.02	1.00	30.00	PASS			



Radiated Power (EIRP) for LTE Band 66 /5M										
BW (MHz)	UL Channel	RB Size	RB offset	Modulation	Conduction AVG Power(dBm)	Ant Gain (dBi)	EIRP (dBm)	EIRP Limit(W)	EIRP Limit(dBm)	Verdict
5	Lowest	1	0	QPSK	22.67	1.87	24.54	1.00	30.00	PASS
		1	12		22.68	1.87	24.55	1.00	30.00	PASS
		1	24		22.55	1.87	24.42	1.00	30.00	PASS
		12	0		22.80	1.87	24.67	1.00	30.00	PASS
		12	6		22.83	1.87	24.70	1.00	30.00	PASS
		12	11		22.93	1.87	24.80	1.00	30.00	PASS
		25	0		23.05	1.87	24.92	1.00	30.00	PASS
		1	0	16QAM	22.61	1.87	24.48	1.00	30.00	PASS
		1	12		22.18	1.87	24.05	1.00	30.00	PASS
		1	24		21.81	1.87	23.68	1.00	30.00	PASS
		12	0		21.31	1.87	23.18	1.00	30.00	PASS
		12	6		20.92	1.87	22.79	1.00	30.00	PASS
		12	11		20.66	1.87	22.53	1.00	30.00	PASS
		25	0		20.64	1.87	22.51	1.00	30.00	PASS
		1	0	QPSK	22.92	1.87	24.79	1.00	30.00	PASS
	1	12	22.97		1.87	24.84	1.00	30.00	PASS	
	1	24	22.91		1.87	24.78	1.00	30.00	PASS	
	12	0	22.13		1.87	24.00	1.00	30.00	PASS	
	12	6	22.07		1.87	23.94	1.00	30.00	PASS	
	12	11	22.05		1.87	23.92	1.00	30.00	PASS	
	25	0	22.09		1.87	23.96	1.00	30.00	PASS	
	1	0	16QAM	22.10	1.87	23.97	1.00	30.00	PASS	
	1	12		22.03	1.87	23.90	1.00	30.00	PASS	
	1	24		21.74	1.87	23.61	1.00	30.00	PASS	
	12	0		21.00	1.87	22.87	1.00	30.00	PASS	
	12	6		20.94	1.87	22.81	1.00	30.00	PASS	
	12	11		20.92	1.87	22.79	1.00	30.00	PASS	
	25	0		21.16	1.87	23.03	1.00	30.00	PASS	
	1	0	QPSK	23.14	1.87	25.01	1.00	30.00	PASS	
	1	12		23.65	1.87	25.52	1.00	30.00	PASS	
	1	24		23.21	1.87	25.08	1.00	30.00	PASS	
	12	0		22.03	1.87	23.90	1.00	30.00	PASS	
	12	6		22.13	1.87	24.00	1.00	30.00	PASS	
	12	11		22.04	1.87	23.91	1.00	30.00	PASS	
	25	0		22.11	1.87	23.98	1.00	30.00	PASS	
	1	0	16QAM	21.90	1.87	23.77	1.00	30.00	PASS	
	1	12		22.59	1.87	24.46	1.00	30.00	PASS	
	1	24		21.71	1.87	23.58	1.00	30.00	PASS	
	12	0		21.17	1.87	23.04	1.00	30.00	PASS	
	12	6		21.24	1.87	23.11	1.00	30.00	PASS	
	12	11		21.14	1.87	23.01	1.00	30.00	PASS	
	25	0		21.10	1.87	22.97	1.00	30.00	PASS	



Radiated Power (EIRP) for LTE Band 66 /10M										
BW (MHz)	UL Channel	RB Size	RB offset	Modulation	Conduction AVG Power(dBm)	Ant Gain (dBi)	EIRP (dBm)	EIRP Limit(W)	EIRP Limit(dBm)	Verdict
10	Lowest	1	0	QPSK	22.73	1.87	24.60	1.00	30.00	PASS
		1	24		23.05	1.87	24.92	1.00	30.00	PASS
		1	49		23.13	1.87	25.00	1.00	30.00	PASS
		25	0		21.73	1.87	23.60	1.00	30.00	PASS
		25	12		21.72	1.87	23.59	1.00	30.00	PASS
		25	24		21.75	1.87	23.62	1.00	30.00	PASS
		50	0	21.81	1.87	23.68	1.00	30.00	PASS	
		1	0	16QAM	21.34	1.87	23.21	1.00	30.00	PASS
		1	24		22.10	1.87	23.97	1.00	30.00	PASS
		1	49		21.61	1.87	23.48	1.00	30.00	PASS
		25	0		20.68	1.87	22.55	1.00	30.00	PASS
		25	12		20.84	1.87	22.71	1.00	30.00	PASS
		25	24		20.76	1.87	22.63	1.00	30.00	PASS
		50	0	20.79	1.87	22.66	1.00	30.00	PASS	
		1	0	QPSK	23.02	1.87	24.89	1.00	30.00	PASS
	1	24	23.22		1.87	25.09	1.00	30.00	PASS	
	1	49	22.89		1.87	24.76	1.00	30.00	PASS	
	25	0	22.95		1.87	24.82	1.00	30.00	PASS	
	25	12	23.05		1.87	24.92	1.00	30.00	PASS	
	25	24	23.22		1.87	25.09	1.00	30.00	PASS	
	50	0	23.44	1.87	25.31	1.00	30.00	PASS		
	1	0	16QAM	23.66	1.87	25.53	1.00	30.00	PASS	
	1	24		23.39	1.87	25.26	1.00	30.00	PASS	
	1	49		23.30	1.87	25.17	1.00	30.00	PASS	
	25	0		21.07	1.87	22.94	1.00	30.00	PASS	
	25	12		21.16	1.87	23.03	1.00	30.00	PASS	
	25	24		21.13	1.87	23.00	1.00	30.00	PASS	
	50	0	21.00	1.87	22.87	1.00	30.00	PASS		
	1	0	QPSK	23.00	1.87	24.87	1.00	30.00	PASS	
	1	24		23.06	1.87	24.93	1.00	30.00	PASS	
	1	49		23.04	1.87	24.91	1.00	30.00	PASS	
	25	0		21.89	1.87	23.76	1.00	30.00	PASS	
	25	12		22.08	1.87	23.95	1.00	30.00	PASS	
	25	24		22.09	1.87	23.96	1.00	30.00	PASS	
	50	0	22.03	1.87	23.90	1.00	30.00	PASS		
	1	0	16QAM	21.77	1.87	23.64	1.00	30.00	PASS	
	1	24		22.47	1.87	24.34	1.00	30.00	PASS	
	1	49		22.43	1.87	24.30	1.00	30.00	PASS	
	25	0		20.91	1.87	22.78	1.00	30.00	PASS	
	25	12		21.22	1.87	23.09	1.00	30.00	PASS	
	25	24		21.19	1.87	23.06	1.00	30.00	PASS	
	50	0	21.07	1.87	22.94	1.00	30.00	PASS		



Radiated Power (EIRP) for LTE Band 66 /15M										
BW (MHz)	UL Channel	RB Size	RB offset	Modulation	Conduction AVG Power(dBm)	Ant Gain (dBi)	EIRP (dBm)	EIRP Limit(W)	EIRP Limit(dBm)	Verdict
15	Lowest	1	0	QPSK	22.65	1.87	24.52	1.00	30.00	PASS
		1	37		23.31	1.87	25.18	1.00	30.00	PASS
		1	74		23.34	1.87	25.21	1.00	30.00	PASS
		36	0		21.75	1.87	23.62	1.00	30.00	PASS
		36	18		21.86	1.87	23.73	1.00	30.00	PASS
		36	39		21.88	1.87	23.75	1.00	30.00	PASS
		75	0	21.78	1.87	23.65	1.00	30.00	PASS	
		1	0	16QAM	21.50	1.87	23.37	1.00	30.00	PASS
		1	37		22.32	1.87	24.19	1.00	30.00	PASS
		1	74		21.95	1.87	23.82	1.00	30.00	PASS
		36	0		20.59	1.87	22.46	1.00	30.00	PASS
		36	18		20.98	1.87	22.85	1.00	30.00	PASS
		36	39		21.02	1.87	22.89	1.00	30.00	PASS
		75	0	20.82	1.87	22.69	1.00	30.00	PASS	
		1	0	QPSK	23.48	1.87	25.35	1.00	30.00	PASS
	1	37	23.54		1.87	25.41	1.00	30.00	PASS	
	1	74	23.07		1.87	24.94	1.00	30.00	PASS	
	36	0	22.37		1.87	24.24	1.00	30.00	PASS	
	36	18	22.26		1.87	24.13	1.00	30.00	PASS	
	36	39	22.06		1.87	23.93	1.00	30.00	PASS	
	75	0	22.09	1.87	23.96	1.00	30.00	PASS		
	1	0	16QAM	22.20	1.87	24.07	1.00	30.00	PASS	
	1	37		22.71	1.87	24.58	1.00	30.00	PASS	
	1	74		21.74	1.87	23.61	1.00	30.00	PASS	
	36	0		21.14	1.87	23.01	1.00	30.00	PASS	
	36	18		20.99	1.87	22.86	1.00	30.00	PASS	
	36	39		20.85	1.87	22.72	1.00	30.00	PASS	
	75	0	21.10	1.87	22.97	1.00	30.00	PASS		
	1	0	QPSK	22.73	1.87	24.60	1.00	30.00	PASS	
	1	37		23.36	1.87	25.23	1.00	30.00	PASS	
	1	74		23.09	1.87	24.96	1.00	30.00	PASS	
	36	0		21.94	1.87	23.81	1.00	30.00	PASS	
	36	18		22.06	1.87	23.93	1.00	30.00	PASS	
	36	39		22.13	1.87	24.00	1.00	30.00	PASS	
	75	0	21.95	1.87	23.82	1.00	30.00	PASS		
	1	0	16QAM	21.72	1.87	23.59	1.00	30.00	PASS	
	1	37		22.51	1.87	24.38	1.00	30.00	PASS	
	1	74		22.39	1.87	24.26	1.00	30.00	PASS	
	36	0		20.98	1.87	22.85	1.00	30.00	PASS	
	36	18		21.11	1.87	22.98	1.00	30.00	PASS	
	36	39		21.16	1.87	23.03	1.00	30.00	PASS	
	75	0	20.98	1.87	22.85	1.00	30.00	PASS		



Radiated Power (EIRP) for LTE Band 66 /20M										
BW (MHz)	UL Channel	RB Size	RB offset	Modulation	Conduction AVG Power(dBm)	Ant Gain (dBi)	EIRP (dBm)	EIRP Limit(W)	EIRP Limit(dBm)	Verdict
20	Lowest	1	0	QPSK	21.39	1.87	23.26	1.00	30.00	PASS
		1	49		21.44	1.87	23.31	1.00	30.00	PASS
		1	99		21.50	1.87	23.37	1.00	30.00	PASS
		50	0		21.68	1.87	23.55	1.00	30.00	PASS
		50	24		21.52	1.87	23.39	1.00	30.00	PASS
		50	49		21.27	1.87	23.14	1.00	30.00	PASS
		100	0	21.06	1.87	22.93	1.00	30.00	PASS	
		1	0	16QAM	21.15	1.87	23.02	1.00	30.00	PASS
		1	49		21.68	1.87	23.55	1.00	30.00	PASS
		1	99		21.52	1.87	23.39	1.00	30.00	PASS
		50	0		20.64	1.87	22.51	1.00	30.00	PASS
		50	24		20.81	1.87	22.68	1.00	30.00	PASS
	50	49	20.81		1.87	22.68	1.00	30.00	PASS	
	100	0	20.75	1.87	22.62	1.00	30.00	PASS		
	1	0	QPSK	23.52	1.87	25.39	1.00	30.00	PASS	
	1	49		23.71	1.87	25.58	1.00	30.00	PASS	
	1	99		23.40	1.87	25.27	1.00	30.00	PASS	
	50	0		22.32	1.87	24.19	1.00	30.00	PASS	
	50	24		22.25	1.87	24.12	1.00	30.00	PASS	
	50	49		21.99	1.87	23.86	1.00	30.00	PASS	
	100	0	22.19	1.87	24.06	1.00	30.00	PASS		
	1	0	16QAM	22.66	1.87	24.53	1.00	30.00	PASS	
	1	49		23.03	1.87	24.90	1.00	30.00	PASS	
	1	99		21.93	1.87	23.80	1.00	30.00	PASS	
	50	0		21.35	1.87	23.22	1.00	30.00	PASS	
	50	24		21.28	1.87	23.15	1.00	30.00	PASS	
	50	49		21.01	1.87	22.88	1.00	30.00	PASS	
	100	0	21.21	1.87	23.08	1.00	30.00	PASS		
	1	0	QPSK	22.81	1.87	24.68	1.00	30.00	PASS	
	1	49		23.25	1.87	25.12	1.00	30.00	PASS	
	1	99		23.26	1.87	25.13	1.00	30.00	PASS	
	50	0		21.93	1.87	23.80	1.00	30.00	PASS	
	50	24		22.01	1.87	23.88	1.00	30.00	PASS	
	50	49		22.04	1.87	23.91	1.00	30.00	PASS	
	100	0	22.00	1.87	23.87	1.00	30.00	PASS		
	1	0	16QAM	21.86	1.87	23.73	1.00	30.00	PASS	
1	49	21.89		1.87	23.76	1.00	30.00	PASS		
1	99	21.84		1.87	23.71	1.00	30.00	PASS		
50	0	21.84		1.87	23.71	1.00	30.00	PASS		
50	24	21.48		1.87	23.35	1.00	30.00	PASS		
50	49	21.24		1.87	23.11	1.00	30.00	PASS		
100	0	21.32	1.87	23.19	1.00	30.00	PASS			



Radiated Power (ERP) for LTE Band 71 /5M										
BW (MHz)	UL Channel	RB Size	RB offset	Modulation	Conduction AVG Power(dBm)	Ant Gain (dBi)	ERP (dBm)	ERP Limit(W)	ERP Limit(dBm)	Verdict
5	Lowest	1	0	QPSK	23.68	1.25	22.78	3.00	34.77	PASS
		1	12		23.87	1.25	22.97	3.00	34.77	PASS
		1	24		23.66	1.25	22.76	3.00	34.77	PASS
		12	0		22.76	1.25	21.86	3.00	34.77	PASS
		12	6		22.77	1.25	21.87	3.00	34.77	PASS
		12	11		22.71	1.25	21.81	3.00	34.77	PASS
		25	0	22.82	1.25	21.92	3.00	34.77	PASS	
		1	0	22.25	1.25	21.35	3.00	34.77	PASS	
		1	12	22.73	1.25	21.83	3.00	34.77	PASS	
		1	24	22.70	1.25	21.80	3.00	34.77	PASS	
		12	0	21.72	1.25	20.82	3.00	34.77	PASS	
		12	6	21.75	1.25	20.85	3.00	34.77	PASS	
		12	11	21.58	1.25	20.68	3.00	34.77	PASS	
		25	0	21.80	1.25	20.90	3.00	34.77	PASS	
		1	0	23.70	1.25	22.80	3.00	34.77	PASS	
	1	12	23.51	1.25	22.61	3.00	34.77	PASS		
	1	24	23.44	1.25	22.54	3.00	34.77	PASS		
	12	0	22.52	1.25	21.62	3.00	34.77	PASS		
	12	6	22.44	1.25	21.54	3.00	34.77	PASS		
	12	11	22.44	1.25	21.54	3.00	34.77	PASS		
	25	0	22.54	1.25	21.64	3.00	34.77	PASS		
	1	0	22.29	1.25	21.39	3.00	34.77	PASS		
	1	12	22.24	1.25	21.34	3.00	34.77	PASS		
	1	24	21.83	1.25	20.93	3.00	34.77	PASS		
	12	0	21.36	1.25	20.46	3.00	34.77	PASS		
	12	6	21.58	1.25	20.68	3.00	34.77	PASS		
	12	11	21.57	1.25	20.67	3.00	34.77	PASS		
	25	0	21.45	1.25	20.55	3.00	34.77	PASS		
	1	0	23.29	1.25	22.39	3.00	34.77	PASS		
	1	12	23.53	1.25	22.63	3.00	34.77	PASS		
	1	24	23.52	1.25	22.62	3.00	34.77	PASS		
	12	0	22.49	1.25	21.59	3.00	34.77	PASS		
	12	6	22.36	1.25	21.46	3.00	34.77	PASS		
	12	11	22.30	1.25	21.40	3.00	34.77	PASS		
	25	0	22.38	1.25	21.48	3.00	34.77	PASS		
	1	0	21.91	1.25	21.01	3.00	34.77	PASS		
	1	12	21.94	1.25	21.04	3.00	34.77	PASS		
	1	24	21.91	1.25	21.01	3.00	34.77	PASS		
	12	0	21.40	1.25	20.50	3.00	34.77	PASS		
	12	6	21.38	1.25	20.48	3.00	34.77	PASS		
	12	11	21.18	1.25	20.28	3.00	34.77	PASS		
	25	0	21.33	1.25	20.43	3.00	34.77	PASS		



Radiated Power (ERP) for LTE Band 71 /10M										
BW (MHz)	UL Channel	RB Size	RB offset	Modulation	Conduction AVG Power(dBm)	Ant Gain (dBi)	ERP (dBm)	ERP Limit(W)	ERP Limit(dBm)	Verdict
10	Lowest	1	0	QPSK	23.72	1.25	22.82	3.00	34.77	PASS
		1	24		23.86	1.25	22.96	3.00	34.77	PASS
		1	49		23.83	1.25	22.93	3.00	34.77	PASS
		25	0		22.66	1.25	21.76	3.00	34.77	PASS
		25	12		22.62	1.25	21.72	3.00	34.77	PASS
		25	24		22.67	1.25	21.77	3.00	34.77	PASS
		50	0	22.89	1.25	21.99	3.00	34.77	PASS	
		1	0	16QAM	22.80	1.25	21.90	3.00	34.77	PASS
		1	24		22.56	1.25	21.66	3.00	34.77	PASS
		1	49		22.71	1.25	21.81	3.00	34.77	PASS
		25	0		22.67	1.25	21.77	3.00	34.77	PASS
		25	12		22.69	1.25	21.79	3.00	34.77	PASS
		25	24		22.73	1.25	21.83	3.00	34.77	PASS
		50	0	22.98	1.25	22.08	3.00	34.77	PASS	
		1	0	QPSK	23.81	1.25	22.91	3.00	34.77	PASS
	1	24	23.59		1.25	22.69	3.00	34.77	PASS	
	1	49	23.47		1.25	22.57	3.00	34.77	PASS	
	25	0	22.62		1.25	21.72	3.00	34.77	PASS	
	25	12	22.45		1.25	21.55	3.00	34.77	PASS	
	25	24	22.40		1.25	21.50	3.00	34.77	PASS	
	50	0	22.57	1.25	21.67	3.00	34.77	PASS		
	1	0	16QAM	22.72	1.25	21.82	3.00	34.77	PASS	
	1	24		22.39	1.25	21.49	3.00	34.77	PASS	
	1	49		22.23	1.25	21.33	3.00	34.77	PASS	
	25	0		21.61	1.25	20.71	3.00	34.77	PASS	
	25	12		21.43	1.25	20.53	3.00	34.77	PASS	
	25	24		21.38	1.25	20.48	3.00	34.77	PASS	
	50	0	21.58	1.25	20.68	3.00	34.77	PASS		
	1	0	QPSK	23.58	1.25	22.68	3.00	34.77	PASS	
	1	24		23.78	1.25	22.88	3.00	34.77	PASS	
	1	49		23.46	1.25	22.56	3.00	34.77	PASS	
	25	0		22.43	1.25	21.53	3.00	34.77	PASS	
	25	12		22.49	1.25	21.59	3.00	34.77	PASS	
	25	24		22.35	1.25	21.45	3.00	34.77	PASS	
	50	0	22.43	1.25	21.53	3.00	34.77	PASS		
	1	0	16QAM	22.75	1.25	21.85	3.00	34.77	PASS	
	1	24		22.86	1.25	21.96	3.00	34.77	PASS	
	1	49		22.11	1.25	21.21	3.00	34.77	PASS	
	25	0		21.47	1.25	20.57	3.00	34.77	PASS	
	25	12		21.55	1.25	20.65	3.00	34.77	PASS	
	25	24		21.43	1.25	20.53	3.00	34.77	PASS	
	50	0	21.35	1.25	20.45	3.00	34.77	PASS		



Radiated Power (ERP) for LTE Band 71 /15M										
BW (MHz)	UL Channel	RB Size	RB offset	Modulation	Conduction AVG Power(dBm)	Ant Gain (dBi)	ERP (dBm)	ERP Limit(W)	ERP Limit(dBm)	Verdict
15	Lowest	1	0	QPSK	23.69	1.25	22.79	3.00	34.77	PASS
		1	37		23.59	1.25	22.69	3.00	34.77	PASS
		1	74		23.59	1.25	22.69	3.00	34.77	PASS
		36	0		22.67	1.25	21.77	3.00	34.77	PASS
		36	18		22.75	1.25	21.85	3.00	34.77	PASS
		36	39		22.80	1.25	21.90	3.00	34.77	PASS
		75	0	22.66	1.25	21.76	3.00	34.77	PASS	
		1	0	16QAM	22.13	1.25	21.23	3.00	34.77	PASS
		1	37		22.17	1.25	21.27	3.00	34.77	PASS
		1	74		22.20	1.25	21.30	3.00	34.77	PASS
		36	0		22.00	1.25	21.10	3.00	34.77	PASS
		36	18		21.98	1.25	21.08	3.00	34.77	PASS
		36	39		21.80	1.25	20.90	3.00	34.77	PASS
		75	0	21.81	1.25	20.91	3.00	34.77	PASS	
		1	0	QPSK	23.98	1.25	23.08	3.00	34.77	PASS
	1	37	23.56		1.25	22.66	3.00	34.77	PASS	
	1	74	23.68		1.25	22.78	3.00	34.77	PASS	
	36	0	22.67		1.25	21.77	3.00	34.77	PASS	
	36	18	22.42		1.25	21.52	3.00	34.77	PASS	
	36	39	22.41		1.25	21.51	3.00	34.77	PASS	
	75	0	22.58	1.25	21.68	3.00	34.77	PASS		
	1	0	16QAM	23.20	1.25	22.30	3.00	34.77	PASS	
	1	37		22.54	1.25	21.64	3.00	34.77	PASS	
	1	74		22.62	1.25	21.72	3.00	34.77	PASS	
	36	0		21.75	1.25	20.85	3.00	34.77	PASS	
	36	18		21.40	1.25	20.50	3.00	34.77	PASS	
	36	39		21.38	1.25	20.48	3.00	34.77	PASS	
	75	0	21.46	1.25	20.56	3.00	34.77	PASS		
	1	0	QPSK	23.30	1.25	22.40	3.00	34.77	PASS	
	1	37		23.58	1.25	22.68	3.00	34.77	PASS	
	1	74		23.16	1.25	22.26	3.00	34.77	PASS	
	36	0		22.37	1.25	21.47	3.00	34.77	PASS	
	36	18		22.54	1.25	21.64	3.00	34.77	PASS	
	36	39		22.38	1.25	21.48	3.00	34.77	PASS	
	75	0	22.37	1.25	21.47	3.00	34.77	PASS		
	1	0	16QAM	22.14	1.25	21.24	3.00	34.77	PASS	
	1	37		22.22	1.25	21.32	3.00	34.77	PASS	
	1	74		22.09	1.25	21.19	3.00	34.77	PASS	
	36	0		21.29	1.25	20.39	3.00	34.77	PASS	
	36	18		21.56	1.25	20.66	3.00	34.77	PASS	
	36	39		21.41	1.25	20.51	3.00	34.77	PASS	
	75	0	21.37	1.25	20.47	3.00	34.77	PASS		



Radiated Power (ERP) for LTE Band 71 /20M										
BW (MHz)	UL Channel	RB Size	RB offset	Modulation	Conduction AVG Power(dBm)	Ant Gain (dBi)	ERP (dBm)	ERP Limit(W)	ERP Limit(dBm)	Verdict
20	Lowest	1	0	QPSK	23.28	1.25	22.38	3.00	34.77	PASS
		1	49		23.10	1.25	22.20	3.00	34.77	PASS
		1	99		23.20	1.25	22.30	3.00	34.77	PASS
		50	0		23.19	1.25	22.29	3.00	34.77	PASS
		50	24		23.16	1.25	22.26	3.00	34.77	PASS
		50	49		23.39	1.25	22.49	3.00	34.77	PASS
		100	0	23.13	1.25	22.23	3.00	34.77	PASS	
		1	0	16QAM	22.78	1.25	21.88	3.00	34.77	PASS
		1	49		23.04	1.25	22.14	3.00	34.77	PASS
		1	99		22.06	1.25	21.16	3.00	34.77	PASS
		50	0		21.71	1.25	20.81	3.00	34.77	PASS
		50	24		21.76	1.25	20.86	3.00	34.77	PASS
		50	49		21.49	1.25	20.59	3.00	34.77	PASS
		100	0	21.46	1.25	20.56	3.00	34.77	PASS	
	1	0	QPSK	23.53	1.25	22.63	3.00	34.77	PASS	
	1	49		23.54	1.25	22.64	3.00	34.77	PASS	
	1	99		23.42	1.25	22.52	3.00	34.77	PASS	
	50	0		22.58	1.25	21.68	3.00	34.77	PASS	
	50	24		22.42	1.25	21.52	3.00	34.77	PASS	
	50	49		22.48	1.25	21.58	3.00	34.77	PASS	
	100	0	22.52	1.25	21.62	3.00	34.77	PASS		
	1	0	16QAM	22.17	1.25	21.27	3.00	34.77	PASS	
	1	49		22.24	1.25	21.34	3.00	34.77	PASS	
	1	99		21.86	1.25	20.96	3.00	34.77	PASS	
	50	0		21.59	1.25	20.69	3.00	34.77	PASS	
	50	24		21.42	1.25	20.52	3.00	34.77	PASS	
	50	49		21.38	1.25	20.48	3.00	34.77	PASS	
	100	0	21.53	1.25	20.63	3.00	34.77	PASS		
	1	0	QPSK	23.75	1.25	22.85	3.00	34.77	PASS	
	1	49		24.01	1.25	23.11	3.00	34.77	PASS	
	1	99		23.92	1.25	23.02	3.00	34.77	PASS	
	50	0		23.87	1.25	22.97	3.00	34.77	PASS	
	50	24		23.72	1.25	22.82	3.00	34.77	PASS	
	50	49		23.36	1.25	22.46	3.00	34.77	PASS	
	100	0	23.41	1.25	22.51	3.00	34.77	PASS		
	1	0	16QAM	22.30	1.25	21.40	3.00	34.77	PASS	
	1	49		22.57	1.25	21.67	3.00	34.77	PASS	
	1	99		22.49	1.25	21.59	3.00	34.77	PASS	
	50	0		22.55	1.25	21.65	3.00	34.77	PASS	
	50	24		22.52	1.25	21.62	3.00	34.77	PASS	
	50	49		22.65	1.25	21.75	3.00	34.77	PASS	
	100	0	22.63	1.25	21.73	3.00	34.77	PASS		

5.2 PEAK TO AVERAGE RATIO

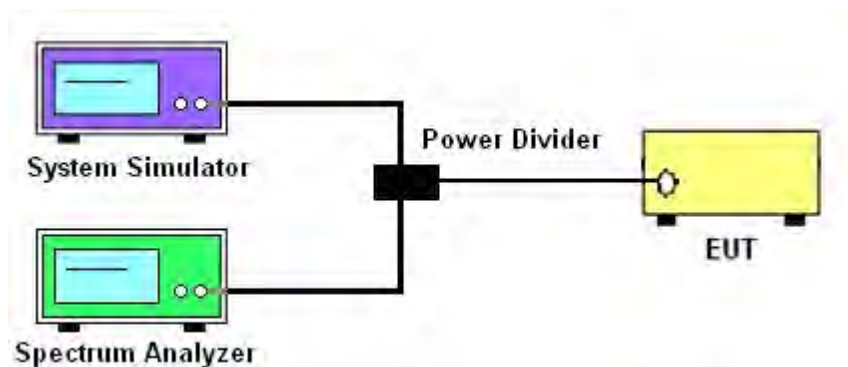
TEST OVERVIEW

According to §24.232(d), power measurements for transmissions by stations authorized under this section may be made either in accordance with a commission-approved average power technique or in compliance with paragraph (e) of this section. In both instances, equipment employed must be authorized in accordance with the provisions of §24.51. In measuring transmissions in this band using an average power technique, the peak-to-average ratio (PAR) of the transmission may not exceed 13 db.

TEST PROCEDURES

1. The testing follows FCC KDB 971168 v03r01 section.
2. The eut was connected to the peak and av system simulator& spectrum analyzer.
3. Select lowest, middle, and highest channels for each band and different modulation.
4. Set the test probe and measure average power of the spectrum analysis,

TEST SETUP



TEST RESULT

Note: The test data please reference to attachment “STS2412041W01_Appendix WCDMA” and “STS2412041W01_Appendix LTE”.

5.3 OCCUPIED BANDWIDTH

TEST OVERVIEW

The occupied bandwidth, that is the frequency bandwidth such that, below its lower and above its upper frequency limits, the mean powers radiated are each equal to 0.5 percent of the total mean power radiated by a given emission shall be measured.

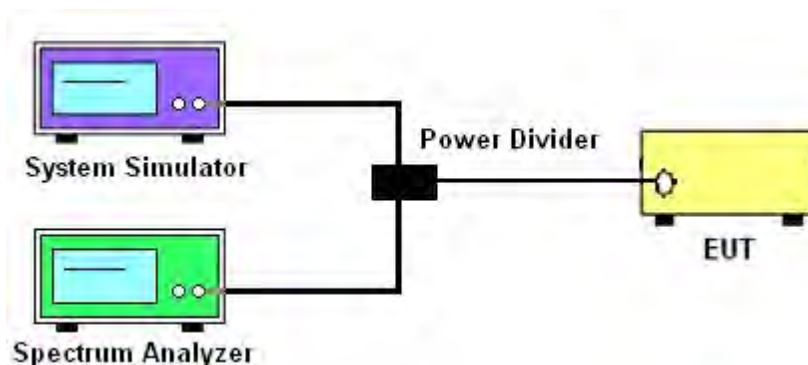
The 26 dB emission bandwidth is defined as the frequency range between two points, one above and one below the carrier frequency, at which the spectral density of the emission is attenuated 26 dB below the maximum in-band spectral density of the modulated signal. Spectral density (power per unit bandwidth) is to be measured with a detector of resolution bandwidth equal to approximately 1.0% of the emission bandwidth.

All modes of operation were investigated and the worst case configuration results are reported in this section.

TEST PROCEDURE

1. The signal analyzer's automatic bandwidth measurement capability was used to perform the 99% occupied bandwidth and the 26dB bandwidth. The bandwidth measurement was not influenced by any intermediate power nulls in the fundamental emission.
2. RBW = 1 – 5% of the expected OBW
3. VBW \geq 3 x RBW
4. Detector = Peak
5. Trace mode = max hold
6. Sweep = auto couple
7. The trace was allowed to stabilize
8. If necessary, steps 2 – 7 were repeated after changing the RBW such that it would be within 1 – 5% of the 99% occupied bandwidth observed in Step 7

TEST SETUP



TEST RESULT

Note: The test data please reference to attachment “STS2412041W01_Appendix WCDMA” and “STS2412041W01_Appendix LTE”.

5.4 FREQUENCY STABILITY

TEST OVERVIEW

Frequency stability testing is performed in accordance with the guidelines of ANSI C63.26 2015.

The frequency stability of the transmitter is measured by:

- a.) Temperature: The temperature is varied from -30°C to $+50^{\circ}\text{C}$ in 10°C increments using an environmental chamber.
- b.) Primary Supply Voltage: The primary supply voltage is varied from 85% to 115% of the nominal value for non hand-carried battery and AC powered equipment. For hand-carried, battery-powered equipment, primary supply voltage is reduced to the battery operating end point which shall be specified by the manufacturer.

For Part 22, the frequency stability of the transmitter shall be maintained within $\pm 0.00025\%$ (± 2.5 ppm) of the center frequency. For Part 24 the frequency stability shall be sufficient to ensure that the fundamental emission stays within the authorized frequency block.

TEST PROCEDURE

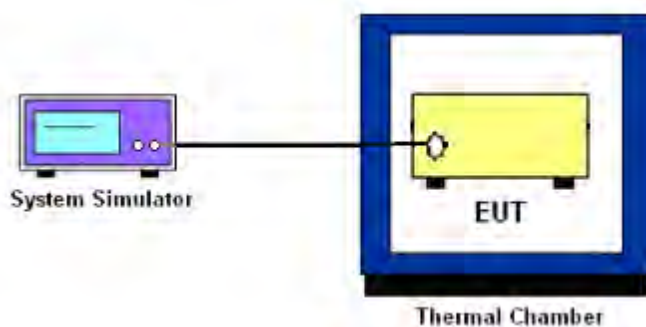
Temperature Variation

1. The testing follows FCC KDB 971168 D01 section 9.0
2. The EUT was set up in the thermal chamber and connected with the system simulator.
3. With power OFF, the temperature was decreased to -30°C and the EUT was stabilized before testing. Power was applied and the maximum change in frequency was recorded within one minute.
4. With power OFF, the temperature was raised in 10°C steps up to 50°C . The EUT was stabilized at each step for at least half an hour. Power was applied and the maximum frequency change was recorded within one minute.

Voltage Variation

1. The testing follows FCC KDB 971168 D01 Section 9.0.
2. The EUT was placed in a temperature chamber at $25\pm 5^{\circ}\text{C}$ and connected with the system simulator.
3. The power supply voltage to the EUT was varied from 85% to 115% of the nominal value measured at the input to the EUT.
4. The variation in frequency was measured for the worst case.

TEST SETUP





TEST RESULT

UMTS Band 2 /1880MHz					
Temperature (°C)	Voltage	Freq. Dev.	Freq. Dev.	Limit	Result
	(Volt)	(Hz)	(ppm)		
50	Normal Voltage	21.53	0.011	Within Authorized Band	PASS
40		17.12	0.009		
30		11.94	0.006		
20		33.42	0.018		
10		18.08	0.010		
0		24.02	0.013		
-10		12.24	0.007		
-20		33.44	0.018		
-30		29.00	0.015		
20	Maximum Voltage	11.54	0.006		
20	BEP	30.83	0.016		

HSDPA Band 2 /1880MHz					
Temperature (°C)	Voltage	Freq. Dev.	Freq. Dev.	Limit	Result
	(Volt)	(Hz)	(ppm)		
50	Normal Voltage	30.59	0.016	Within Authorized Band	PASS
40		18.08	0.010		
30		31.18	0.017		
20		12.27	0.007		
10		11.52	0.006		
0		24.81	0.013		
-10		36.45	0.019		
-20		27.93	0.015		
-30		20.96	0.011		
20	Maximum Voltage	25.17	0.013		
20	BEP	30.37	0.016		

HSUPA Band 2 /1880MHz					
Temperature (°C)	Voltage	Freq. Dev.	Freq. Dev.	Limit	Result
	(Volt)	(Hz)	(ppm)		
50	Normal Voltage	23.06	0.012	Within Authorized Band	PASS
40		12.17	0.006		
30		13.06	0.007		
20		28.32	0.015		
10		24.18	0.013		
0		27.49	0.015		
-10		24.22	0.013		
-20		25.43	0.014		
-30		28.61	0.015		
20	Maximum Voltage	33.75	0.018		
20	BEP	30.43	0.016		



UMTS Band 5 / 836.4MHz					
Temperature (°C)	Voltage	Freq. Dev.	Freq. Dev.	Limit	Result
	(Volt)	(Hz)	(ppm)		
50	Normal Voltage	32.51	0.039	2.5ppm	PASS
40		15.69	0.019		
30		16.46	0.020		
20		36.19	0.043		
10		25.85	0.031		
0		27.06	0.032		
-10		26.20	0.031		
-20		16.18	0.019		
-30		23.85	0.029		
20		Maximum Voltage	22.84		
20	BEP	19.41	0.023		

HSDPA Band 5 / 836.4MHz					
Temperature (°C)	Voltage	Freq. Dev.	Freq. Dev.	Limit	Result
	(Volt)	(Hz)	(ppm)		
50	Normal Voltage	21.61	0.026	2.5ppm	PASS
40		21.18	0.025		
30		18.80	0.022		
20		17.67	0.021		
10		32.66	0.039		
0		30.09	0.036		
-10		24.93	0.030		
-20		20.67	0.025		
-30		34.09	0.041		
20		Maximum Voltage	23.17		
20	BEP	34.97	0.042		

HSUPA Band 5 / 836.4MHz					
Temperature (°C)	Voltage	Freq. Dev.	Freq. Dev.	Limit	Result
	(Volt)	(Hz)	(ppm)		
50	Normal Voltage	12.70	0.015	2.5ppm	PASS
40		27.28	0.033		
30		34.40	0.041		
20		25.72	0.031		
10		14.50	0.017		
0		22.52	0.027		
-10		15.50	0.019		
-20		25.46	0.030		
-30		22.43	0.027		
20		Maximum Voltage	33.83		
20	BEP	26.92	0.032		



UMTS Band 4 /1740MHz					
Temperature (°C)	Voltage	Freq. Dev.	Freq. Dev.	Limit	Result
	(Volt)	(Hz)	(ppm)		
50	Normal Voltage	31.70	0.017	Within Authorized Band	PASS
40		36.28	0.019		
30		12.22	0.007		
20		23.90	0.013		
10		18.24	0.010		
0		29.94	0.016		
-10		22.74	0.012		
-20		30.58	0.016		
-30		12.40	0.007		
20		Maximum Voltage	20.35		
20	BEP	14.42	0.008		

HSDPA Band 4 /1740MHz					
Temperature (°C)	Voltage	Freq. Dev.	Freq. Dev.	Limit	Result
	(Volt)	(Hz)	(ppm)		
50	Normal Voltage	33.66	0.018	Within Authorized Band	PASS
40		35.59	0.019		
30		14.28	0.008		
20		13.94	0.007		
10		21.97	0.012		
0		36.45	0.019		
-10		25.26	0.013		
-20		33.23	0.018		
-30		24.69	0.013		
20		Maximum Voltage	29.81		
20	BEP	12.95	0.007		

HSUPA Band 4 /1740MHz					
Temperature (°C)	Voltage	Freq. Dev.	Freq. Dev.	Limit	Result
	(Volt)	(Hz)	(ppm)		
50	Normal Voltage	12.10	0.006	Within Authorized Band	PASS
40		33.87	0.018		
30		14.75	0.008		
20		17.67	0.009		
10		18.75	0.010		
0		34.51	0.018		
-10		13.56	0.007		
-20		33.11	0.018		
-30		36.06	0.019		
20		Maximum Voltage	32.13		
20	BEP	26.33	0.014		



LTE Band 2 (QPSK) / 1880MHz / BW10M					
Temperature (°C)	Voltage	Freq. Dev.	Freq. Dev.	Limit	Result
	(Volt)	(Hz)	(ppm)		
50	Normal Voltage	27.85	0.015	2.5ppm	PASS
40		25.19	0.013		
30		25.38	0.014		
20		27.26	0.015		
10		32.99	0.018		
0		26.79	0.014		
-10		15.27	0.008		
-20		31.78	0.017		
-30		11.87	0.006		
20		Maximum Voltage	20.96		
20	BEP	11.78	0.006		

LTE Band 2 (QPSK) / 1880MHz / BW20M					
Temperature (°C)	Voltage	Freq. Dev.	Freq. Dev.	Limit	Result
	(Volt)	(Hz)	(ppm)		
50	Normal Voltage	14.80	0.008	2.5ppm	PASS
40		33.60	0.018		
30		15.25	0.008		
20		20.12	0.011		
10		15.04	0.008		
0		21.21	0.011		
-10		11.59	0.006		
-20		11.57	0.006		
-30		34.16	0.018		
20		Maximum Voltage	31.01		
20	BEP	13.87	0.007		

LTE Band 4 (QPSK) / 1733MHz / BW10M					
Temperature (°C)	Voltage	Freq. Dev.	Freq. Dev.	Limit	Result
	(Volt)	(Hz)	(ppm)		
50	Normal Voltage	24.13	0.014	2.5ppm	PASS
40		19.82	0.011		
30		17.72	0.010		
20		21.33	0.012		
10		21.65	0.012		
0		18.13	0.010		
-10		30.04	0.017		
-20		26.78	0.015		
-30		18.43	0.011		
20		Maximum Voltage	25.50		
20	BEP	28.48	0.016		



LTE Band 4 (QPSK) / 1733MHz / BW20M					
Temperature (°C)	Voltage	Freq. Dev.	Freq. Dev.	Limit	Result
	(Volt)	(Hz)	(ppm)		
50	Normal Voltage	33.82	0.020	2.5ppm	PASS
40		17.07	0.010		
30		26.50	0.015		
20		25.66	0.015		
10		28.67	0.017		
0		31.79	0.018		
-10		11.71	0.007		
-20		25.51	0.015		
-30		36.38	0.021		
20		Maximum Voltage	20.50		
20	BEP	34.47	0.020		

LTE Band 5 (QPSK) / 836.5MHz / BW5M					
Temperature (°C)	Voltage	Freq. Dev.	Freq. Dev.	Limit	Result
	(Volt)	(Hz)	(ppm)		
50	Normal Voltage	21.99	0.031	2.5ppm	PASS
40		12.28	0.017		
30		36.27	0.051		
20		18.52	0.026		
10		28.46	0.040		
0		35.90	0.051		
-10		13.65	0.002		
-20		15.05	0.021		
-30		23.69	0.033		
20		Maximum Voltage	33.10		
20	BEP	17.07	0.024		

LTE Band 5 (QPSK) / 836.5MHz / BW10M					
Temperature (°C)	Voltage	Freq. Dev.	Freq. Dev.	Limit	Result
	(Volt)	(Hz)	(ppm)		
50	Normal Voltage	28.12	0.040	2.5ppm	PASS
40		32.44	0.046		
30		14.65	0.021		
20		22.53	0.032		
10		30.06	0.042		
0		30.37	0.043		
-10		16.12	0.002		
-20		32.50	0.046		
-30		23.70	0.033		
20		Maximum Voltage	23.80		
20	BEP	17.42	0.025		



LTE Band 12 (QPSK) / 707.5MHz / BW5M					
Temperature (°C)	Voltage	Freq. Dev.	Freq. Dev.	Limit	Result
	(Volt)	(Hz)	(ppm)		
50	Normal Voltage	15.78	0.022	2.5ppm	PASS
40		16.39	0.023		
30		30.59	0.043		
20		23.25	0.033		
10		12.18	0.017		
0		30.94	0.044		
-10		31.55	0.004		
-20		33.90	0.048		
-30		22.44	0.032		
20		Maximum Voltage	28.49		
20	BEP	32.46	0.046		

LTE Band 12 (QPSK) / 707.5MHz / BW10M					
Temperature (°C)	Voltage	Freq. Dev.	Freq. Dev.	Limit	Result
	(Volt)	(Hz)	(ppm)		
50	Normal Voltage	15.01	0.021	2.5ppm	PASS
40		28.62	0.040		
30		14.40	0.020		
20		32.65	0.046		
10		30.27	0.043		
0		33.24	0.047		
-10		24.73	0.003		
-20		27.59	0.039		
-30		27.12	0.038		
20		Maximum Voltage	14.60		
20	BEP	17.84	0.025		

LTE Band 13 (QPSK) / 782MHz / BW5M					
Temperature (°C)	Voltage	Freq. Dev.	Freq. Dev.	Limit	Result
	(Volt)	(Hz)	(ppm)		
50	Normal Voltage	25.43	0.036	2.5ppm	PASS
40		24.10	0.034		
30		32.30	0.045		
20		21.84	0.031		
10		26.67	0.038		
0		16.69	0.024		
-10		23.78	0.003		
-20		16.99	0.024		
-30		16.30	0.023		
20		Maximum Voltage	29.42		
20	BEP	12.65	0.018		



LTE Band 13 (QPSK) / 782MHz / BW10M					
Temperature (°C)	Voltage	Freq. Dev.	Freq. Dev.	Limit	Result
	(Volt)	(Hz)	(ppm)		
50	Normal Voltage	15.68	0.022	2.5ppm	PASS
40		28.85	0.041		
30		12.18	0.017		
20		31.35	0.044		
10		15.48	0.022		
0		32.03	0.045		
-10		32.62	0.005		
-20		34.42	0.048		
-30		19.13	0.027		
20		Maximum Voltage	18.67		
20	BEP	33.34	0.047		

LTE Band 17 (QPSK) / 710MHz / BW5M					
Temperature (°C)	Voltage	Freq. Dev.	Freq. Dev.	Limit	Result
	(Volt)	(Hz)	(ppm)		
50	Normal Voltage	17.60	0.025	2.5ppm	PASS
40		24.64	0.035		
30		13.21	0.019		
20		27.76	0.039		
10		34.54	0.049		
0		30.56	0.043		
-10		22.75	0.003		
-20		15.32	0.022		
-30		12.36	0.017		
20		Maximum Voltage	30.62		
20	BEP	35.54	0.050		

LTE Band 17 (QPSK) / 710MHz / BW10M					
Temperature (°C)	Voltage	Freq. Dev.	Freq. Dev.	Limit	Result
	(Volt)	(Hz)	(ppm)		
50	Normal Voltage	14.57	0.021	2.5ppm	PASS
40		22.94	0.032		
30		19.26	0.027		
20		35.31	0.050		
10		15.42	0.022		
0		36.49	0.051		
-10		31.83	0.004		
-20		27.76	0.039		
-30		29.15	0.041		
20		Maximum Voltage	33.58		
20	BEP	24.07	0.034		



LTE Band 66 (QPSK) / 1745MHz / BW10M					
Temperature (°C)	Voltage	Freq. Dev.	Freq. Dev.	Limit	Result
	(Volt)	(Hz)	(ppm)		
50	Normal Voltage	12.25	0.007	2.5ppm	PASS
40		25.66	0.015		
30		17.31	0.010		
20		33.23	0.019		
10		15.68	0.009		
0		34.41	0.020		
-10		22.34	0.013		
-20		26.48	0.015		
-30		33.05	0.019		
20		Maximum Voltage	34.17		
20	BEP	26.05	0.015		

LTE Band 66 (QPSK) / 1745MHz / BW20M					
Temperature (°C)	Voltage	Freq. Dev.	Freq. Dev.	Limit	Result
	(Volt)	(Hz)	(ppm)		
50	Normal Voltage	32.98	0.019	2.5ppm	PASS
40		16.16	0.009		
30		20.54	0.012		
20		30.28	0.017		
10		26.41	0.015		
0		36.35	0.021		
-10		23.66	0.014		
-20		34.95	0.020		
-30		34.55	0.020		
20		Maximum Voltage	30.66		
20	BEP	12.57	0.007		

LTE Band 71 (QPSK) / 680.5MHz / BW10M					
Temperature (°C)	Voltage	Freq. Dev.	Freq. Dev.	Limit	Result
	(Volt)	(Hz)	(ppm)		
50	Normal Voltage	18.49	0.026	2.5ppm	PASS
40		19.29	0.027		
30		19.81	0.028		
20		16.13	0.023		
10		27.54	0.039		
0		34.48	0.049		
-10		30.30	0.004		
-20		25.19	0.035		
-30		22.78	0.032		
20		Maximum Voltage	19.30		
20	BEP	14.69	0.021		



LTE Band 71 (QPSK) / 680.5MHz / BW20M					
Temperature (°C)	Voltage	Freq. Dev.	Freq. Dev.	Limit	Result
	(Volt)	(Hz)	(ppm)		
50	Normal Voltage	11.70	0.016	2.5ppm	PASS
40		22.18	0.031		
30		25.16	0.035		
20		28.74	0.040		
10		33.67	0.047		
0		13.94	0.020		
-10		13.84	0.002		
-20		30.05	0.042		
-30		18.66	0.026		
20		Maximum Voltage	25.93		
20	BEP	16.50	0.023		

5.5 SPURIOUS EMISSIONS AT ANTENNA TERMINALS TEST OVERVIEW

The power of any emission outside of the authorized operating frequency ranges must be lower than the transmitter power (P) by a factor of at least $43 + 10 \log (P)$ dB.

For Band 7:

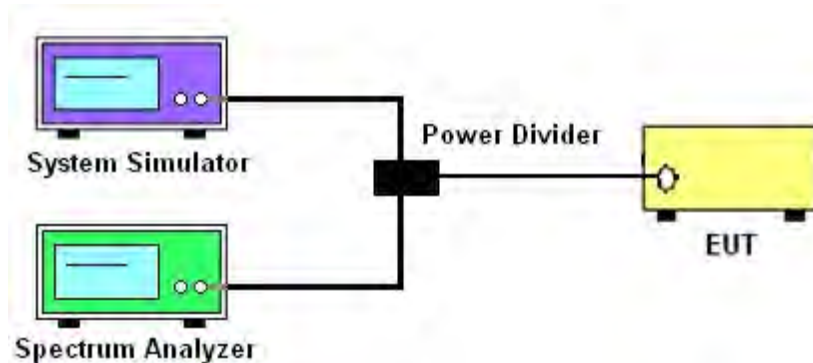
The power of any emission outside of the authorized operating frequency ranges must be lower than the transmitter power (P) by a factor of at least $55 + 10 \log (P)$ dB.

It is measured by means of a calibrated spectrum analyzer and scanned from 30 MHz up to a frequency including its 10th harmonic.

TEST PROCEDURE

1. The testing FCC KDB 971168 D01 v03r01 Section 6.0. and ANSI C63.26-2015-Section 5.7.
2. The EUT was connected to the spectrum analyzer and system simulator via a power divider.
3. The RF output of EUT was connected to the spectrum analyzer by an RF cable and attenuator. The path loss was compensated to the results for each measurement.
4. The middle channel for the highest RF power within the transmitting frequency was measured.
5. The conducted spurious emission for the whole frequency range was taken.
6. The RF fundamental frequency should be excluded against the limit line in the operating frequency band.
7. The limit line is derived from $43 + 10\log(P)$ dB below the transmitter power P(Watts)
 $= P(W) - [43 + 10\log(P)]$ (dB)
 $= [30 + 10\log(P)]$ (dBm) - $[43 + 10\log(P)]$ (dB)
 $= -13\text{dBm}$.

TEST SETUP



TEST RESULT

Note: The test data please reference to attachment "STS2412041W01_Appendix WCDMA" and "STS2412041W01_Appendix LTE".



5.6 BAND EDGE

TEST OVERVIEW

1. §22.917(a)

For operations in the 824 – 849 MHz band, the FCC limit is $43 + 10\log_{10}(P[\text{Watts}])$ dB below the transmitter power $P(\text{Watts})$ in a 100kHz bandwidth. However, in the 1MHz bands immediately outside and adjacent to the licensee's frequency block, a resolution bandwidth of at least one percent of the emission bandwidth of the fundamental emission of the transmitter may be employed.

2. §24.238 (a)

For operations in the 1850-1910 and 1930-1990 MHz band, the FCC limit is $43 + 10\log_{10}(P[\text{Watts}])$ dB below the transmitter power $P(\text{Watts})$ in a 1MHz bandwidth. However, in the 1 MHz bands immediately outside and adjacent to the frequency block a resolution bandwidth of at least one percent of the emission bandwidth of the fundamental emission of the transmitter may be employed

3. §27.53 (h)

For operations in the 1710 – 1755 MHz band, the FCC limit is $43 + 10\log_{10}(P[\text{Watts}])$ dB below the transmitter power $P(\text{Watts})$ in a 1 MHz bandwidth. However, in the 1MHz bands immediately outside and adjacent to the licensee's frequency block, a resolution bandwidth of at least one percent of the emission bandwidth of the fundamental emission of the transmitter may be employed.

4. §27.53(m)(4)

For operations in the 2500 MHz ~ 2570 MHz band this section, the attenuation factor shall be not less than $40 + 10 \log (P)$ dB on all frequencies between the channel edge and 5 megahertz from the channel edge, $43 + 10 \log (P)$ dB on all frequencies between 5 megahertz and X megahertz from the channel edge, and $55 + 10 \log (P)$ dB on all frequencies more than X megahertz from the channel edge, where X is the greater of 6 megahertz or the actual emission bandwidth as defined in paragraph (m)(6) of this section. In addition, the attenuation factor shall not be less that $43 + 10 \log (P)$ dB on all frequencies between 2490.5 MHz and 2496 MHz and $55 + 10 \log (P)$ dB at or below 2490.5 MHz. Mobile Satellite Service licensees operating on frequencies below 2495 MHz may also submit a documented interference complaint against BRS licensees operating on channel BRS Channel 1 on the same terms and conditions as adjacent channel BRS or EBS licensees.

5. §27.53 (g)

For operations in the 698 -746 MHz band, the FCC limit is $43 + 10\log_{10}(P[\text{Watts}])$ dB below the transmitter power $P(\text{Watts})$ in a 100 kHz bandwidth. However, in the 100 kilohertz bands immediately outside and adjacent to a licensee's frequency block, a resolution bandwidth of at least 30 kHz may be employed.

TEST PROCEDURE

1. The testing FCC KDB 971168 D01 v03r01 Section 6.0 and ANSI C63.26-2015-Section 5.7
2. Start and stop frequency were set such that the band edge would be placed in the center of the Plot.
3. The EUT was connected to the spectrum analyzer and system simulator via a power divider.
4. The RF output of EUT was connected to the spectrum analyzer by an RF cable and attenuator. The path loss was compensated to the results for each measurement.
5. The band edges of low and high channels for the highest RF powers were measured.
6. The RF fundamental frequency should be excluded against the limit line in the operating frequency band.

7. The limit line is derived from $43 + 10\log(P)$ dB below the transmitter power P(Watts)

$$= P(W) - [43 + 10\log(P)] \text{ (dB)}$$

$$= [30 + 10\log(P)] \text{ (dBm)} - [43 + 10\log(P)] \text{ (dB)}$$

$$= -13\text{dBm.}$$

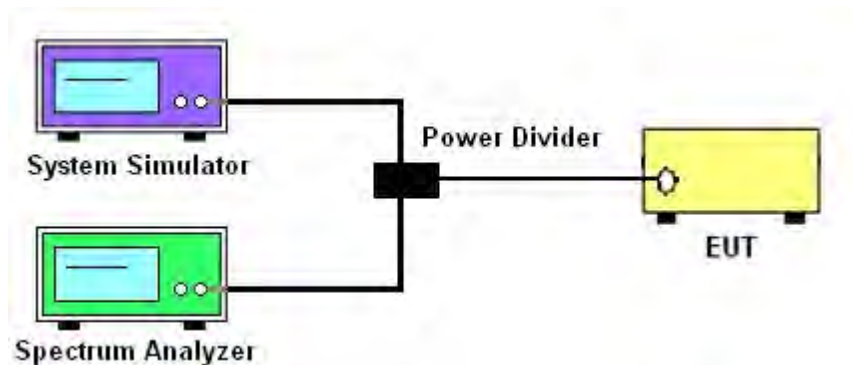
Band 7:

$$= P(W) - [55 + 10\log(P)] \text{ (dB)}$$

$$= [30 + 10\log(P)] \text{ (dBm)} - [55 + 10\log(P)] \text{ (dB)}$$

$$= -25\text{dBm.}$$

TEST SETUP



TEST RESULT

Note: The test data please reference to attachment “STS2412041W01_Appendix WCDMA” and “STS2412041W01_Appendix LTE”.



5.7 FIELD STRENGTH OF SPURIOUS RADIATION MEASUREMENT

TEST OVERVIEW

Radiated spurious emissions measurements are performed using the substitution method described in ANSI C63.26-2015 with the EUT transmitting into an integral antenna. Measurements on signals operating below 1GHz are performed using horizontally and vertically polarized tuned dipole antennas. Measurements on signals operating above 1GHz are performed using vertically and horizontally polarized horn antennas. All measurements are performed as peak measurements while the EUT is operating at maximum power and at the appropriate frequencies.

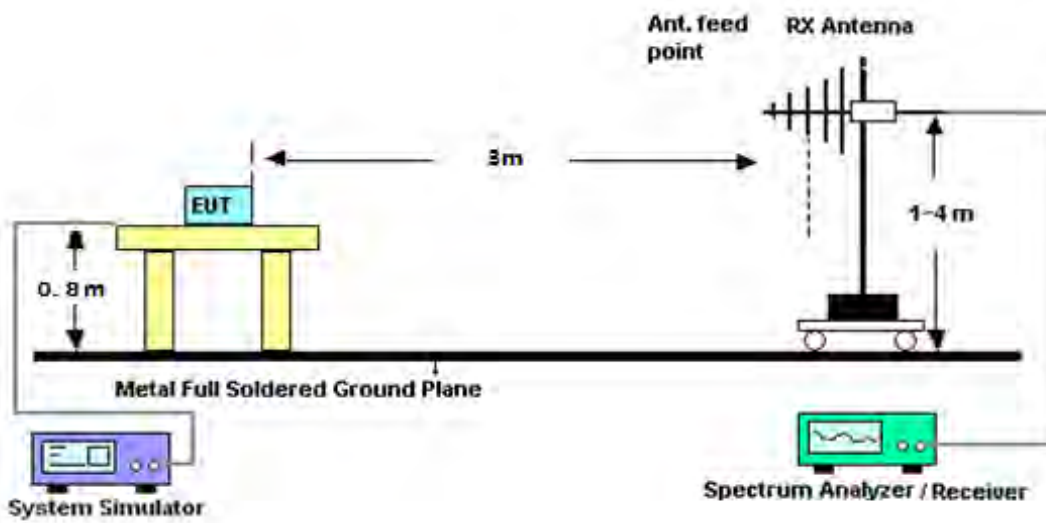
It is measured by means of a calibrated spectrum analyzer and scanned from 30 MHz up to a frequency including its 10th harmonic.

TEST PROCEDURE

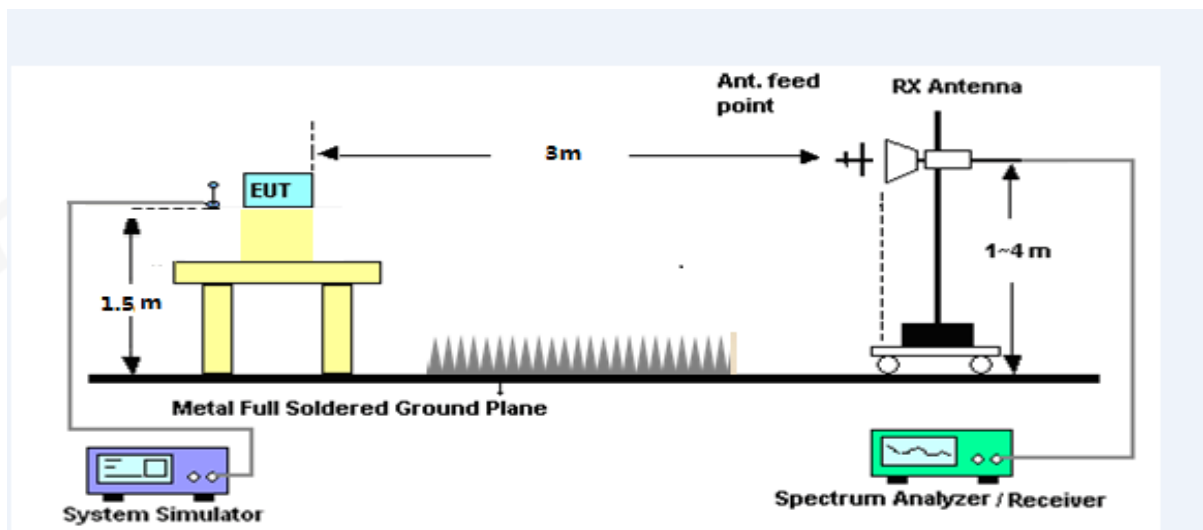
1. The testing FCC KDB 971168 D01 Section 5.8 and ANSI C63.26-2015-Section 5.5.
2. RBW = 100kHz for emissions below 1GHz and 1MHz for emissions above 1GHz
3. VBW $\geq 3 \times$ RBW
4. Span = 1.5 times the OBW
5. No. of sweep points $> 2 \times$ span/RBW
6. Detector = Peak
7. Trace mode = max hold
8. The trace was allowed to stabilize
9. Effective Isotropic Spurious Radiation was measured by substitution method according to TIA/EIA-603-D. The EUT was replaced by the substitution antenna at same location, and then a known power from S.G. was applied into the dipole antenna through a Tx cable, and then recorded the maximum Analyzer reading through raised and lowered the test antenna.
PMea=S.G Level+ Ant-Cable loss; Margin=PMea-Limit.

TEST SETUP

For radiated test from 30MHz to 1GHz



For radiated test from above 1GHz





TEST RESULT

- Note:** (1) Spurious emissions which are attenuated by more than 20dB below the permissible value for frequency below 1000MHz.
 (2) Above 3.5GHz amplitude of spurious emissions which are attenuated by more than 20dB below the permissible value
 (3) Test is divided into three directions, X/Y/Z. X pattern for the worst.

WCDMA Band 2: (30-20000)MHz							
The Worst Test Results for Channel 9262/1852.4MHz							
Frequency(MHz)	S	Ant(dBi)	Loss	PMea	Limit	Margin	Polarity
	G.Lev (dBm)			(dBm)	(dBm)	(dBm)	
3704.36	-34.62	12.60	12.93	-34.95	-13.00	-21.95	H
5557.31	-34.26	13.10	17.11	-38.27	-13.00	-25.27	H
7409.73	-32.62	11.50	22.20	-43.32	-13.00	-30.32	H
3704.36	-35.23	12.60	12.93	-35.56	-13.00	-22.56	V
5557.31	-34.35	13.10	17.11	-38.36	-13.00	-25.36	V
7409.73	-31.89	11.50	22.20	-42.59	-13.00	-29.59	V
The Worst Test Results for Channel 9400/1880MHz							
Frequency(MHz)	S	Ant(dBi)	Loss	PMea	Limit	Margin	Polarity
	G.Lev (dBm)			(dBm)	(dBm)	(dBm)	
3760.19	-33.56	12.60	12.93	-33.89	-13.00	-20.89	H
5639.88	-35.15	13.10	17.11	-39.16	-13.00	-26.16	H
7520.02	-32.65	11.50	22.20	-43.35	-13.00	-30.35	H
3760.19	-34.65	12.60	12.93	-34.98	-13.00	-21.98	V
5639.88	-34.38	13.10	17.11	-38.39	-13.00	-25.39	V
7520.02	-33.03	11.50	22.20	-43.73	-13.00	-30.73	V
The Worst Test Results for Channel 9538/1907.6MHz							
Frequency(MHz)	S	Ant(dBi)	Loss	PMea	Limit	Margin	Polarity
	G.Lev (dBm)			(dBm)	(dBm)	(dBm)	
3815.51	-34.44	12.60	12.93	-34.77	-13.00	-21.77	H
5722.89	-34.64	13.10	17.11	-38.65	-13.00	-25.65	H
7630.04	-32.58	11.50	22.20	-43.28	-13.00	-30.28	H
3815.51	-35.08	12.60	12.93	-35.41	-13.00	-22.41	V
5722.89	-33.97	13.10	17.11	-37.98	-13.00	-24.98	V
7630.04	-32.97	11.50	22.20	-43.67	-13.00	-30.67	V



HSDPA Band 2: (30-20000)MHz							
The Worst Test Results for Channel 9262/1852.4MHz							
Frequency(MHz)	S	Ant(dBi)	Loss	PMea	Limit	Margin	Polarity
	G.Lev (dBm)			(dBm)	(dBm)	(dBm)	
3704.49	-33.60	12.60	12.93	-33.93	-13.00	-20.93	H
5557.27	-34.49	13.10	17.11	-38.50	-13.00	-25.50	H
7409.78	-32.30	11.50	22.20	-43.00	-13.00	-30.00	H
3704.49	-35.40	12.60	12.93	-35.73	-13.00	-22.73	V
5557.27	-34.48	13.10	17.11	-38.49	-13.00	-25.49	V
7409.78	-33.07	11.50	22.20	-43.77	-13.00	-30.77	V
The Worst Test Results for Channel 9400/1880MHz							
Frequency(MHz)	S	Ant(dBi)	Loss	PMea	Limit	Margin	Polarity
	G.Lev (dBm)			(dBm)	(dBm)	(dBm)	
3760.08	-34.78	12.60	12.93	-35.11	-13.00	-22.11	H
5639.82	-35.07	13.10	17.11	-39.08	-13.00	-26.08	H
7520.05	-32.33	11.50	22.20	-43.03	-13.00	-30.03	H
3760.08	-35.43	12.60	12.93	-35.76	-13.00	-22.76	V
5639.82	-33.97	13.10	17.11	-37.98	-13.00	-24.98	V
7520.05	-31.75	11.50	22.20	-42.45	-13.00	-29.45	V
The Worst Test Results for Channel 9538/1907.6MHz							
Frequency(MHz)	S	Ant(dBi)	Loss	PMea	Limit	Margin	Polarity
	G.Lev (dBm)			(dBm)	(dBm)	(dBm)	
3815.71	-34.41	12.60	12.93	-34.74	-13.00	-21.74	H
5722.42	-35.32	13.10	17.11	-39.33	-13.00	-26.33	H
7630.46	-32.93	11.50	22.20	-43.63	-13.00	-30.63	H
3815.71	-35.76	12.60	12.93	-36.09	-13.00	-23.09	V
5722.42	-34.77	13.10	17.11	-38.78	-13.00	-25.78	V
7630.46	-32.03	11.50	22.20	-42.73	-13.00	-29.73	V



HSUPA Band 2: (30-20000)MHz							
The Worst Test Results for Channel 9262/1852.4MHz							
Frequency(MHz)	S	Ant(dBi)	Loss	PMea	Limit	Margin	Polarity
	G.Lev (dBm)			(dBm)	(dBm)	(dBm)	
3704.25	-33.52	12.60	12.93	-33.85	-13.00	-20.85	H
5557.56	-34.02	13.10	17.11	-38.03	-13.00	-25.03	H
7409.52	-32.83	11.50	22.20	-43.53	-13.00	-30.53	H
3704.25	-35.99	12.60	12.93	-36.32	-13.00	-23.32	V
5557.56	-33.98	13.10	17.11	-37.99	-13.00	-24.99	V
7409.52	-32.44	11.50	22.20	-43.14	-13.00	-30.14	V
The Worst Test Results for Channel 9400/1880MHz							
Frequency(MHz)	S	Ant(dBi)	Loss	PMea	Limit	Margin	Polarity
	G.Lev (dBm)			(dBm)	(dBm)	(dBm)	
3760.18	-33.66	12.60	12.93	-33.99	-13.00	-20.99	H
5639.98	-34.27	13.10	17.11	-38.28	-13.00	-25.28	H
7519.90	-32.70	11.50	22.20	-43.40	-13.00	-30.40	H
3760.18	-34.89	12.60	12.93	-35.22	-13.00	-22.22	V
5639.98	-34.98	13.10	17.11	-38.99	-13.00	-25.99	V
7519.90	-32.88	11.50	22.20	-43.58	-13.00	-30.58	V
The Worst Test Results for Channel 9538/1907.6MHz							
Frequency(MHz)	S	Ant(dBi)	Loss	PMea	Limit	Margin	Polarity
	G.Lev (dBm)			(dBm)	(dBm)	(dBm)	
3815.37	-34.01	12.60	12.93	-34.34	-13.00	-21.34	H
5722.70	-34.17	13.10	17.11	-38.18	-13.00	-25.18	H
7630.49	-32.85	11.50	22.20	-43.55	-13.00	-30.55	H
3815.37	-35.28	12.60	12.93	-35.61	-13.00	-22.61	V
5722.70	-34.43	13.10	17.11	-38.44	-13.00	-25.44	V
7630.49	-32.74	11.50	22.20	-43.44	-13.00	-30.44	V



WCDMA Band 4: (30-18000)MHz							
The Worst Test Results for Channel 1312/1712.4MHz							
Frequency(MHz)	S	Ant(dBi)	Loss	PMea	Limit	Margin	Polarity
	G.Lev (dBm)			(dBm)	(dBm)	(dBm)	
3424.93	-34.69	12.90	12.05	-33.84	-13.00	-20.84	H
5137.23	-34.32	12.80	16.27	-37.79	-13.00	-24.79	H
6849.89	-32.42	12.30	20.13	-40.25	-13.00	-27.25	H
3424.93	-35.25	12.90	12.05	-34.40	-13.00	-21.40	V
5137.23	-34.06	12.80	16.27	-37.53	-13.00	-24.53	V
6849.89	-31.78	12.30	20.13	-39.61	-13.00	-26.61	V
The Worst Test Results for Channel 1450/1740.0MHz							
Frequency(MHz)	S	Ant(dBi)	Loss	PMea	Limit	Margin	Polarity
	G.Lev (dBm)			(dBm)	(dBm)	(dBm)	
3480.03	-34.56	12.90	12.05	-33.71	-13.00	-20.71	H
5220.20	-34.83	12.80	16.27	-38.30	-13.00	-25.30	H
6959.92	-32.57	12.30	20.13	-40.40	-13.00	-27.40	H
3480.03	-34.63	12.90	12.05	-33.78	-13.00	-20.78	V
5220.20	-33.87	12.80	16.27	-37.34	-13.00	-24.34	V
6959.92	-32.97	12.30	20.13	-40.80	-13.00	-27.80	V
The Worst Test Results for Channel 1513/1752.6MHz							
Frequency(MHz)	S	Ant(dBi)	Loss	PMea	Limit	Margin	Polarity
	G.Lev (dBm)			(dBm)	(dBm)	(dBm)	
3505.36	-33.78	12.90	12.05	-32.93	-13.00	-19.93	H
5257.96	-35.25	12.80	16.27	-38.72	-13.00	-25.72	H
7010.27	-32.53	12.30	20.13	-40.36	-13.00	-27.36	H
3505.36	-35.48	12.90	12.05	-34.63	-13.00	-21.63	V
5257.96	-34.60	12.80	16.27	-38.07	-13.00	-25.07	V
7010.27	-31.95	12.30	20.13	-39.78	-13.00	-26.78	V



HSDPA Band 4: (30-18000)MHz							
The Worst Test Results for Channel 1312/1712.4MHz							
Frequency(MHz)	S	Ant(dBi)	Loss	PMea	Limit	Margin	Polarity
	G.Lev (dBm)			(dBm)	(dBm)	(dBm)	
3424.75	-34.59	12.90	12.05	-33.74	-13.00	-20.74	H
5137.38	-34.21	12.80	16.27	-37.68	-13.00	-24.68	H
6849.62	-33.52	12.30	20.13	-41.35	-13.00	-28.35	H
3424.75	-35.61	12.90	12.05	-34.76	-13.00	-21.76	V
5137.38	-33.82	12.80	16.27	-37.29	-13.00	-24.29	V
6849.62	-31.80	12.30	20.13	-39.63	-13.00	-26.63	V
The Worst Test Results for Channel 1450/1740.0MHz							
Frequency(MHz)	S	Ant(dBi)	Loss	PMea	Limit	Margin	Polarity
	G.Lev (dBm)			(dBm)	(dBm)	(dBm)	
3480.00	-34.59	12.90	12.05	-33.74	-13.00	-20.74	H
5219.84	-35.39	12.80	16.27	-38.86	-13.00	-25.86	H
6959.97	-32.65	12.30	20.13	-40.48	-13.00	-27.48	H
3480.00	-35.38	12.90	12.05	-34.53	-13.00	-21.53	V
5219.84	-33.80	12.80	16.27	-37.27	-13.00	-24.27	V
6959.97	-33.14	12.30	20.13	-40.97	-13.00	-27.97	V
The Worst Test Results for Channel 1513/1752.6MHz							
Frequency(MHz)	S	Ant(dBi)	Loss	PMea	Limit	Margin	Polarity
	G.Lev (dBm)			(dBm)	(dBm)	(dBm)	
3505.12	-34.08	12.90	12.05	-33.23	-13.00	-20.23	H
5257.75	-34.11	12.80	16.27	-37.58	-13.00	-24.58	H
7010.28	-32.79	12.30	20.13	-40.62	-13.00	-27.62	H
3505.12	-35.64	12.90	12.05	-34.79	-13.00	-21.79	V
5257.75	-34.24	12.80	16.27	-37.71	-13.00	-24.71	V
7010.28	-33.20	12.30	20.13	-41.03	-13.00	-28.03	V



HSUPA Band 4: (30-18000)MHz							
The Worst Test Results for Channel 1312/1712.4MHz							
Frequency(MHz)	S	Ant(dBi)	Loss	PMea	Limit	Margin	Polarity
	G.Lev (dBm)			(dBm)	(dBm)	(dBm)	
3424.83	-34.88	12.90	12.05	-34.03	-13.00	-21.03	H
5137.35	-34.98	12.80	16.27	-38.45	-13.00	-25.45	H
6849.52	-33.01	12.30	20.13	-40.84	-13.00	-27.84	H
3424.83	-35.85	12.90	12.05	-35.00	-13.00	-22.00	V
5137.35	-34.80	12.80	16.27	-38.27	-13.00	-25.27	V
6849.52	-32.09	12.30	20.13	-39.92	-13.00	-26.92	V
The Worst Test Results for Channel 1450/1740.0MHz							
Frequency(MHz)	S	Ant(dBi)	Loss	PMea	Limit	Margin	Polarity
	G.Lev (dBm)			(dBm)	(dBm)	(dBm)	
3480.16	-34.56	12.90	12.05	-33.71	-13.00	-20.71	H
5220.06	-35.41	12.80	16.27	-38.88	-13.00	-25.88	H
6959.95	-32.89	12.30	20.13	-40.72	-13.00	-27.72	H
3480.16	-35.17	12.90	12.05	-34.32	-13.00	-21.32	V
5220.06	-34.62	12.80	16.27	-38.09	-13.00	-25.09	V
6959.95	-33.01	12.30	20.13	-40.84	-13.00	-27.84	V
The Worst Test Results for Channel 1513/1752.6MHz							
Frequency(MHz)	S	Ant(dBi)	Loss	PMea	Limit	Margin	Polarity
	G.Lev (dBm)			(dBm)	(dBm)	(dBm)	
3505.31	-34.44	12.90	12.05	-33.59	-13.00	-20.59	H
5257.64	-34.04	12.80	16.27	-37.51	-13.00	-24.51	H
7010.11	-33.07	12.30	20.13	-40.90	-13.00	-27.90	H
3505.31	-35.92	12.90	12.05	-35.07	-13.00	-22.07	V
5257.64	-34.53	12.80	16.27	-38.00	-13.00	-25.00	V
7010.11	-32.93	12.30	20.13	-40.76	-13.00	-27.76	V



WCDMA Band 5: (30-9000)MHz							
The most testresults channel 4132/826.4MHz							
Frequency(MHz)	S	Ant(dBi)	Loss	PMea	Limit	Margin	Polarity
	G.Lev (dBm)			(dBm)	(dBm)	(dBm)	
1652.75	-41.47	9.40	4.75	-36.82	-13.00	-23.82	H
2479.44	-39.63	10.60	8.39	-37.42	-13.00	-24.42	H
3305.59	-30.99	12.00	11.79	-30.78	-13.00	-17.78	H
1652.75	-44.59	9.40	4.75	-39.94	-13.00	-26.94	V
2479.44	-44.71	10.60	8.39	-42.50	-13.00	-29.50	V
3305.59	-42.83	12.00	11.79	-42.62	-13.00	-29.62	V
The Worst Test Results Channel 4182/836.4MHz							
Frequency(MHz)	S	Ant(dBi)	Loss	PMea	Limit	Margin	Polarity
	G.Lev (dBm)			(dBm)	(dBm)	(dBm)	
1672.95	-40.69	9.40	4.75	-36.04	-13.00	-23.04	H
2509.28	-40.50	10.60	8.39	-38.29	-13.00	-25.29	H
3345.73	-31.02	12.00	11.79	-30.81	-13.00	-17.81	H
1672.95	-43.57	9.40	4.75	-38.92	-13.00	-25.92	V
2509.28	-44.51	10.60	8.39	-42.30	-13.00	-29.30	V
3345.73	-43.33	12.00	11.79	-43.12	-13.00	-30.12	V
The Worst Test Results Channel 4233/846.6MHz							
Frequency(MHz)	S	Ant(dBi)	Loss	PMea	Limit	Margin	Polarity
	G.Lev (dBm)			(dBm)	(dBm)	(dBm)	
1693.57	-40.81	9.40	4.75	-36.16	-13.00	-23.16	H
2539.91	-39.69	10.60	8.39	-37.48	-13.00	-24.48	H
3386.11	-30.86	12.00	11.79	-30.65	-13.00	-17.65	H
1693.57	-43.32	9.40	4.75	-38.67	-13.00	-25.67	V
2539.91	-44.75	10.60	8.39	-42.54	-13.00	-29.54	V
3386.11	-43.63	12.00	11.79	-43.42	-13.00	-30.42	V



HSDPA Band 5: (30-9000)MHz							
The most testresults channel 4132/826.4MHz							
Frequency(MHz)	S	Ant(dBi)	Loss	PMea	Limit	Margin	Polarity
	G.Lev (dBm)			(dBm)	(dBm)	(dBm)	
1652.72	-40.68	9.40	4.75	-36.03	-13.00	-23.03	H
2479.30	-39.51	10.60	8.39	-37.30	-13.00	-24.30	H
3305.58	-32.08	12.00	11.79	-31.87	-13.00	-18.87	H
1652.72	-44.33	9.40	4.75	-39.68	-13.00	-26.68	V
2479.30	-45.13	10.60	8.39	-42.92	-13.00	-29.92	V
3305.58	-43.85	12.00	11.79	-43.64	-13.00	-30.64	V
The Worst Test Results Channel 4182/836.4MHz							
Frequency(MHz)	S	Ant(dBi)	Loss	PMea	Limit	Margin	Polarity
	G.Lev (dBm)			(dBm)	(dBm)	(dBm)	
1672.69	-41.44	9.40	4.75	-36.79	-13.00	-23.79	H
2509.07	-39.86	10.60	8.39	-37.65	-13.00	-24.65	H
3345.64	-32.12	12.00	11.79	-31.91	-13.00	-18.91	H
1672.69	-43.64	9.40	4.75	-38.99	-13.00	-25.99	V
2509.07	-45.44	10.60	8.39	-43.23	-13.00	-30.23	V
3345.64	-43.81	12.00	11.79	-43.60	-13.00	-30.60	V
The Worst Test Results Channel 4233/846.6MHz							
Frequency(MHz)	S	Ant(dBi)	Loss	PMea	Limit	Margin	Polarity
	G.Lev (dBm)			(dBm)	(dBm)	(dBm)	
1693.39	-41.34	9.40	4.75	-36.69	-13.00	-23.69	H
2539.70	-40.47	10.60	8.39	-38.26	-13.00	-25.26	H
3386.55	-31.44	12.00	11.79	-31.23	-13.00	-18.23	H
1693.39	-44.08	9.40	4.75	-39.43	-13.00	-26.43	V
2539.70	-44.67	10.60	8.39	-42.46	-13.00	-29.46	V
3386.55	-42.76	12.00	11.79	-42.55	-13.00	-29.55	V



HSUPA Band 5: (30-9000)MHz							
The most testresults channel 4132/826.4MHz							
Frequency(MHz)	S		Loss	PMea	Limit	Margin	Polarity
	G.Lev (dBm)	Ant(dBi)		(dBm)	(dBm)	(dBm)	
1652.52	-41.29	9.40	4.75	-36.64	-13.00	-23.64	H
2479.25	-40.05	10.60	8.39	-37.84	-13.00	-24.84	H
3305.46	-32.27	12.00	11.79	-32.06	-13.00	-19.06	H
1652.52	-43.51	9.40	4.75	-38.86	-13.00	-25.86	V
2479.25	-44.39	10.60	8.39	-42.18	-13.00	-29.18	V
3305.46	-43.16	12.00	11.79	-42.95	-13.00	-29.95	V
The Worst Test Results Channel 4182/836.4MHz							
Frequency(MHz)	S		Loss	PMea	Limit	Margin	Polarity
	G.Lev (dBm)	Ant(dBi)		(dBm)	(dBm)	(dBm)	
1672.62	-40.79	9.40	4.75	-36.14	-13.00	-23.14	H
2509.36	-39.38	10.60	8.39	-37.17	-13.00	-24.17	H
3345.58	-32.21	12.00	11.79	-32.00	-13.00	-19.00	H
1672.62	-43.46	9.40	4.75	-38.81	-13.00	-25.81	V
2509.36	-44.52	10.60	8.39	-42.31	-13.00	-29.31	V
3345.58	-43.22	12.00	11.79	-43.01	-13.00	-30.01	V
The Worst Test Results Channel 4233/846.6MHz							
Frequency(MHz)	S		Loss	PMea	Limit	Margin	Polarity
	G.Lev (dBm)	Ant(dBi)		(dBm)	(dBm)	(dBm)	
1693.54	-41.46	9.40	4.75	-36.81	-13.00	-23.81	H
2539.77	-40.02	10.60	8.39	-37.81	-13.00	-24.81	H
3386.28	-32.09	12.00	11.79	-31.88	-13.00	-18.88	H
1693.54	-43.80	9.40	4.75	-39.15	-13.00	-26.15	V
2539.77	-44.34	10.60	8.39	-42.13	-13.00	-29.13	V
3386.28	-42.71	12.00	11.79	-42.50	-13.00	-29.50	V



LTE Band 2 / 1.4MHz / QPSK / RB Size 1 Offset 0/ The Worst Test Results for Lowest							
Frequency(MHz)	S G.Lev (dBm)	Ant(dBi)	Loss	PMea	Limit	Margin	Polarity
				(dBm)	(dBm)	(dBm)	
3701.15	-33.73	12.60	12.93	-34.06	-13.00	-21.06	H
5552.01	-35.27	13.10	17.11	-39.28	-13.00	-26.28	H
7402.44	-33.63	11.50	22.20	-44.33	-13.00	-31.33	H
3701.15	-35.10	12.60	12.93	-35.43	-13.00	-22.43	V
5552.01	-34.16	13.10	17.11	-38.17	-13.00	-25.17	V
7402.44	-32.13	11.50	22.20	-42.83	-13.00	-29.83	V
LTE Band 2 / 1.4MHz / QPSK / RB Size 1 Offset 0/ The Worst Test Results for Middle							
Frequency(MHz)	S G.Lev (dBm)	Ant(dBi)	Loss	PMea	Limit	Margin	Polarity
				(dBm)	(dBm)	(dBm)	
3760.17	-34.31	12.60	12.93	-34.64	-13.00	-21.64	H
5640.14	-35.06	13.10	17.11	-39.07	-13.00	-26.07	H
7520.12	-32.22	11.50	22.20	-42.92	-13.00	-29.92	H
3760.17	-35.29	12.60	12.93	-35.62	-13.00	-22.62	V
5640.14	-34.19	13.10	17.11	-38.20	-13.00	-25.20	V
7520.12	-31.91	11.50	22.20	-42.61	-13.00	-29.61	V
LTE Band 2 / 1.4MHz / QPSK / RB Size 1 Offset 0/ The Worst Test Results for Highest							
Frequency(MHz)	S G.Lev (dBm)	Ant(dBi)	Loss	PMea	Limit	Margin	Polarity
				(dBm)	(dBm)	(dBm)	
3818.31	-34.53	12.60	12.93	-34.86	-13.00	-21.86	H
5727.56	-34.09	13.10	17.11	-38.10	-13.00	-25.10	H
7636.85	-33.06	11.50	22.20	-43.76	-13.00	-30.76	H
3818.31	-35.30	12.60	12.93	-35.63	-13.00	-22.63	V
5727.56	-33.95	13.10	17.11	-37.96	-13.00	-24.96	V
7636.85	-32.01	11.50	22.20	-42.71	-13.00	-29.71	V



LTE Band 2 / 3MHz / QPSK / RB Size 1 Offset 0/ The Worst Test Results for Lowest							
Frequency(MHz)	S G.Lev (dBm)	Ant(dBi)	Loss	PMea	Limit	Margin	Polarity
				(dBm)	(dBm)	(dBm)	
3703.29	-34.94	12.60	12.93	-35.27	-13.00	-22.27	H
5554.52	-34.77	13.10	17.11	-38.78	-13.00	-25.78	H
7405.68	-33.44	11.50	22.20	-44.14	-13.00	-31.14	H
3703.29	-35.55	12.60	12.93	-35.88	-13.00	-22.88	V
5554.52	-35.22	13.10	17.11	-39.23	-13.00	-26.23	V
7405.68	-32.93	11.50	22.20	-43.63	-13.00	-30.63	V
LTE Band 2 / 3MHz / QPSK / RB Size 1 Offset 0/ The Worst Test Results for Middle							
Frequency(MHz)	S G.Lev (dBm)	Ant(dBi)	Loss	PMea	Limit	Margin	Polarity
				(dBm)	(dBm)	(dBm)	
3760.11	-33.67	12.60	12.93	-34.00	-13.00	-21.00	H
5640.14	-34.94	13.10	17.11	-38.95	-13.00	-25.95	H
7520.23	-33.41	11.50	22.20	-44.11	-13.00	-31.11	H
3760.11	-34.68	12.60	12.93	-35.01	-13.00	-22.01	V
5640.14	-34.17	13.10	17.11	-38.18	-13.00	-25.18	V
7520.23	-32.65	11.50	22.20	-43.35	-13.00	-30.35	V
LTE Band 2 / 3MHz / QPSK / RB Size 1 Offset 0/ The Worst Test Results for Highest							
Frequency(MHz)	S G.Lev (dBm)	Ant(dBi)	Loss	PMea	Limit	Margin	Polarity
				(dBm)	(dBm)	(dBm)	
3816.83	-34.44	12.60	12.93	-34.77	-13.00	-21.77	H
5725.32	-34.91	13.10	17.11	-38.92	-13.00	-25.92	H
7633.94	-33.31	11.50	22.20	-44.01	-13.00	-31.01	H
3816.83	-35.26	12.60	12.93	-35.59	-13.00	-22.59	V
5725.32	-34.23	13.10	17.11	-38.24	-13.00	-25.24	V
7633.94	-31.96	11.50	22.20	-42.66	-13.00	-29.66	V



LTE Band 2 / 5MHz / QPSK / RB Size 1 Offset 0/ The Worst Test Results for Lowest							
Frequency(MHz)	S G.Lev (dBm)	Ant(dBi)	Loss	PMea	Limit	Margin	Polarity
				(dBm)	(dBm)	(dBm)	
3705.29	-34.39	12.60	12.93	-34.72	-13.00	-21.72	H
5557.42	-35.08	13.10	17.11	-39.09	-13.00	-26.09	H
7410.23	-32.23	11.50	22.20	-42.93	-13.00	-29.93	H
3705.29	-35.42	12.60	12.93	-35.75	-13.00	-22.75	V
5557.42	-34.51	13.10	17.11	-38.52	-13.00	-25.52	V
7410.23	-33.17	11.50	22.20	-43.87	-13.00	-30.87	V
LTE Band 2 / 5MHz / QPSK / RB Size 1 Offset 0/ The Worst Test Results for Middle							
Frequency(MHz)	S G.Lev (dBm)	Ant(dBi)	Loss	PMea	Limit	Margin	Polarity
				(dBm)	(dBm)	(dBm)	
3760.00	-33.72	12.60	12.93	-34.05	-13.00	-21.05	H
5640.08	-34.07	13.10	17.11	-38.08	-13.00	-25.08	H
7520.05	-32.69	11.50	22.20	-43.39	-13.00	-30.39	H
3760.00	-35.11	12.60	12.93	-35.44	-13.00	-22.44	V
5640.08	-35.05	13.10	17.11	-39.06	-13.00	-26.06	V
7520.05	-32.36	11.50	22.20	-43.06	-13.00	-30.06	V
LTE Band 2 / 5MHz / QPSK / RB Size 1 Offset 0/ The Worst Test Results for Highest							
Frequency(MHz)	S G.Lev (dBm)	Ant(dBi)	Loss	PMea	Limit	Margin	Polarity
				(dBm)	(dBm)	(dBm)	
3815.14	-34.45	12.60	12.93	-34.78	-13.00	-21.78	H
5722.47	-34.85	13.10	17.11	-38.86	-13.00	-25.86	H
7630.29	-33.18	11.50	22.20	-43.88	-13.00	-30.88	H
3815.14	-35.97	12.60	12.93	-36.30	-13.00	-23.30	V
5722.47	-34.15	13.10	17.11	-38.16	-13.00	-25.16	V
7630.29	-32.16	11.50	22.20	-42.86	-13.00	-29.86	V



LTE Band 2 / 10MHz / QPSK / RB Size 1 Offset 0/ The Worst Test Results for Lowest							
Frequency(MHz)	S G.Lev (dBm)	Ant(dBi)	Loss	PMea	Limit	Margin	Polarity
				(dBm)	(dBm)	(dBm)	
3710.00	-33.60	12.60	12.93	-33.93	-13.00	-20.93	H
5565.35	-34.55	13.10	17.11	-38.56	-13.00	-25.56	H
7420.07	-32.38	11.50	22.20	-43.08	-13.00	-30.08	H
3710.00	-35.03	12.60	12.93	-35.36	-13.00	-22.36	V
5565.35	-34.97	13.10	17.11	-38.98	-13.00	-25.98	V
7420.07	-32.77	11.50	22.20	-43.47	-13.00	-30.47	V
LTE Band 2 / 10MHz / QPSK / RB Size 1 Offset 0/ The Worst Test Results for Middle							
Frequency(MHz)	S G.Lev (dBm)	Ant(dBi)	Loss	PMea	Limit	Margin	Polarity
				(dBm)	(dBm)	(dBm)	
3760.12	-34.92	12.60	12.93	-35.25	-13.00	-22.25	H
5639.85	-34.04	13.10	17.11	-38.05	-13.00	-25.05	H
7520.23	-32.22	11.50	22.20	-42.92	-13.00	-29.92	H
3760.12	-34.93	12.60	12.93	-35.26	-13.00	-22.26	V
5639.85	-34.78	13.10	17.11	-38.79	-13.00	-25.79	V
7520.23	-31.91	11.50	22.20	-42.61	-13.00	-29.61	V
LTE Band 2 / 10MHz / QPSK / RB Size 1 Offset 0/ The Worst Test Results for Highest							
Frequency(MHz)	S G.Lev (dBm)	Ant(dBi)	Loss	PMea	Limit	Margin	Polarity
				(dBm)	(dBm)	(dBm)	
3810.32	-34.69	12.60	12.93	-35.02	-13.00	-22.02	H
5714.86	-35.04	13.10	17.11	-39.05	-13.00	-26.05	H
7620.11	-32.31	11.50	22.20	-43.01	-13.00	-30.01	H
3810.32	-35.11	12.60	12.93	-35.44	-13.00	-22.44	V
5714.86	-34.16	13.10	17.11	-38.17	-13.00	-25.17	V
7620.11	-32.30	11.50	22.20	-43.00	-13.00	-30.00	V



LTE Band 2 / 15MHz / QPSK / RB Size 1 Offset 0/ The Worst Test Results for Lowest							
Frequency(MHz)	S G.Lev (dBm)	Ant(dBi)	Loss	PMea	Limit	Margin	Polarity
				(dBm)	(dBm)	(dBm)	
3714.81	-33.48	12.60	12.93	-33.81	-13.00	-20.81	H
5572.27	-34.04	13.10	17.11	-38.05	-13.00	-25.05	H
7430.60	-33.36	11.50	22.20	-44.06	-13.00	-31.06	H
3714.81	-35.64	12.60	12.93	-35.97	-13.00	-22.97	V
5572.27	-34.39	13.10	17.11	-38.40	-13.00	-25.40	V
7430.60	-32.95	11.50	22.20	-43.65	-13.00	-30.65	V
LTE Band 2 / 15MHz / QPSK / RB Size 1 Offset 0/ The Worst Test Results for Middle							
Frequency(MHz)	S G.Lev (dBm)	Ant(dBi)	Loss	PMea	Limit	Margin	Polarity
				(dBm)	(dBm)	(dBm)	
3760.06	-34.63	12.60	12.93	-34.96	-13.00	-21.96	H
5639.92	-34.47	13.10	17.11	-38.48	-13.00	-25.48	H
7520.23	-32.44	11.50	22.20	-43.14	-13.00	-30.14	H
3760.06	-34.55	12.60	12.93	-34.88	-13.00	-21.88	V
5639.92	-35.09	13.10	17.11	-39.10	-13.00	-26.10	V
7520.23	-32.91	11.50	22.20	-43.61	-13.00	-30.61	V
LTE Band 2 / 15MHz / QPSK / RB Size 1 Offset 0/ The Worst Test Results for Highest							
Frequency(MHz)	S G.Lev (dBm)	Ant(dBi)	Loss	PMea	Limit	Margin	Polarity
				(dBm)	(dBm)	(dBm)	
3804.97	-33.49	12.60	12.93	-33.82	-13.00	-20.82	H
5707.27	-35.32	13.10	17.11	-39.33	-13.00	-26.33	H
7609.87	-33.10	11.50	22.20	-43.80	-13.00	-30.80	H
3804.97	-35.87	12.60	12.93	-36.20	-13.00	-23.20	V
5707.27	-35.07	13.10	17.11	-39.08	-13.00	-26.08	V
7609.87	-31.91	11.50	22.20	-42.61	-13.00	-29.61	V



LTE Band 2 / 20MHz / QPSK / RB Size 1 Offset 0/ The Worst Test Results for Lowest							
Frequency(MHz)	S G.Lev (dBm)	Ant(dBi)	Loss	PMea	Limit	Margin	Polarity
				(dBm)	(dBm)	(dBm)	
3720.43	-34.79	12.60	12.93	-35.12	-13.00	-22.12	H
5580.38	-35.03	13.10	17.11	-39.04	-13.00	-26.04	H
7440.15	-32.24	11.50	22.20	-42.94	-13.00	-29.94	H
3720.43	-35.11	12.60	12.93	-35.44	-13.00	-22.44	V
5580.38	-34.92	13.10	17.11	-38.93	-13.00	-25.93	V
7440.15	-31.76	11.50	22.20	-42.46	-13.00	-29.46	V
LTE Band 2 / 20MHz / QPSK / RB Size 1 Offset 0/ The Worst Test Results for Middle							
Frequency(MHz)	S G.Lev (dBm)	Ant(dBi)	Loss	PMea	Limit	Margin	Polarity
				(dBm)	(dBm)	(dBm)	
3760.15	-34.01	12.60	12.93	-34.34	-13.00	-21.34	H
5640.00	-34.80	13.10	17.11	-38.81	-13.00	-25.81	H
7520.24	-32.29	11.50	22.20	-42.99	-13.00	-29.99	H
3760.15	-34.63	12.60	12.93	-34.96	-13.00	-21.96	V
5640.00	-34.51	13.10	17.11	-38.52	-13.00	-25.52	V
7520.24	-32.19	11.50	22.20	-42.89	-13.00	-29.89	V
LTE Band 2 / 20MHz / QPSK / RB Size 1 Offset 0/ The Worst Test Results for Highest							
Frequency(MHz)	S G.Lev (dBm)	Ant(dBi)	Loss	PMea	Limit	Margin	Polarity
				(dBm)	(dBm)	(dBm)	
3800.05	-34.07	12.60	12.93	-34.40	-13.00	-21.40	H
5699.89	-34.72	13.10	17.11	-38.73	-13.00	-25.73	H
7599.89	-32.94	11.50	22.20	-43.64	-13.00	-30.64	H
3800.05	-35.11	12.60	12.93	-35.44	-13.00	-22.44	V
5699.89	-35.09	13.10	17.11	-39.10	-13.00	-26.10	V
7599.89	-32.82	11.50	22.20	-43.52	-13.00	-30.52	V



LTE Band 4 / 1.4MHz / QPSK / RB Size 1 Offset 0/ The Worst Test Results for Lowest							
Frequency(MHz)	S G.Lev (dBm)	Ant(dBi)	Loss	PMea	Limit	Margin	Polarity
				(dBm)	(dBm)	(dBm)	
3421.32	-34.87	12.90	12.56	-34.53	-13.00	-21.53	H
5131.69	-34.56	13.10	16.32	-37.78	-13.00	-24.78	H
6842.76	-33.25	12.33	21.13	-42.05	-13.00	-29.05	H
3421.32	-35.68	12.90	12.56	-35.34	-13.00	-22.34	V
5131.69	-35.14	13.10	16.32	-38.36	-13.00	-25.36	V
6842.76	-32.11	12.33	21.13	-40.91	-13.00	-27.91	V
LTE Band 4 / 1.4MHz / QPSK / RB Size 1 Offset 0/ The Worst Test Results for Middle							
Frequency(MHz)	S G.Lev (dBm)	Ant(dBi)	Loss	PMea	Limit	Margin	Polarity
				(dBm)	(dBm)	(dBm)	
3464.88	-34.54	12.90	12.56	-34.20	-13.00	-21.20	H
5196.66	-34.39	13.10	16.32	-37.61	-13.00	-24.61	H
6930.29	-33.29	12.33	21.13	-42.09	-13.00	-29.09	H
3464.88	-36.01	12.90	12.56	-35.67	-13.00	-22.67	V
5196.66	-34.86	13.10	16.32	-38.08	-13.00	-25.08	V
6930.29	-31.91	12.33	21.13	-40.71	-13.00	-27.71	V
LTE Band 4 / 1.4MHz / QPSK / RB Size 1 Offset 0/ The Worst Test Results for Highest							
Frequency(MHz)	S G.Lev (dBm)	Ant(dBi)	Loss	PMea	Limit	Margin	Polarity
				(dBm)	(dBm)	(dBm)	
3508.47	-34.54	12.90	12.56	-34.20	-13.00	-21.20	H
5262.21	-34.65	13.10	16.32	-37.87	-13.00	-24.87	H
7015.63	-33.17	12.33	21.13	-41.97	-13.00	-28.97	H
3508.47	-35.02	12.90	12.56	-34.68	-13.00	-21.68	V
5262.21	-35.08	13.10	16.32	-38.30	-13.00	-25.30	V
7015.63	-32.20	12.33	21.13	-41.00	-13.00	-28.00	V



LTE Band 4 / 3MHz / QPSK / RB Size 1 Offset 0/ The Worst Test Results for Lowest							
Frequency(MHz)	S G.Lev (dBm)	Ant(dBi)	Loss	PMea	Limit	Margin	Polarity
				(dBm)	(dBm)	(dBm)	
3424.03	-34.73	12.90	12.56	-34.39	-13.00	-21.39	H
5135.82	-35.42	13.10	16.32	-38.64	-13.00	-25.64	H
6848.74	-32.98	12.33	21.13	-41.78	-13.00	-28.78	H
3424.03	-34.60	12.90	12.56	-34.26	-13.00	-21.26	V
5135.82	-34.68	13.10	16.32	-37.90	-13.00	-24.90	V
6848.74	-31.94	12.33	21.13	-40.74	-13.00	-27.74	V
LTE Band 4 / 3MHz / QPSK / RB Size 1 Offset 0/ The Worst Test Results for Middle							
Frequency(MHz)	S G.Lev (dBm)	Ant(dBi)	Loss	PMea	Limit	Margin	Polarity
				(dBm)	(dBm)	(dBm)	
3464.55	-33.53	12.90	12.56	-33.19	-13.00	-20.19	H
5196.82	-34.21	13.10	16.32	-37.43	-13.00	-24.43	H
6929.97	-33.54	12.33	21.13	-42.34	-13.00	-29.34	H
3464.55	-34.69	12.90	12.56	-34.35	-13.00	-21.35	V
5196.82	-35.21	13.10	16.32	-38.43	-13.00	-25.43	V
6929.97	-32.38	12.33	21.13	-41.18	-13.00	-28.18	V
LTE Band 4 / 3MHz / QPSK / RB Size 1 Offset 0/ The Worst Test Results for Highest							
Frequency(MHz)	S G.Lev (dBm)	Ant(dBi)	Loss	PMea	Limit	Margin	Polarity
				(dBm)	(dBm)	(dBm)	
3506.02	-33.70	12.90	12.56	-33.36	-13.00	-20.36	H
5261.66	-35.15	13.10	16.32	-38.37	-13.00	-25.37	H
7012.79	-33.33	12.33	21.13	-42.13	-13.00	-29.13	H
3506.02	-35.07	12.90	12.56	-34.73	-13.00	-21.73	V
5261.66	-34.51	13.10	16.32	-37.73	-13.00	-24.73	V
7012.79	-32.28	12.33	21.13	-41.08	-13.00	-28.08	V



LTE Band 4 / 5MHz / QPSK / RB Size 1 Offset 0/ The Worst Test Results for Lowest							
Frequency(MHz)	S G.Lev (dBm)	Ant(dBi)	Loss	PMea	Limit	Margin	Polarity
				(dBm)	(dBm)	(dBm)	
3424.96	-34.41	12.90	12.56	-34.07	-13.00	-21.07	H
5136.85	-34.30	13.10	16.32	-37.52	-13.00	-24.52	H
6849.53	-32.76	12.33	21.13	-41.56	-13.00	-28.56	H
3424.96	-35.13	12.90	12.56	-34.79	-13.00	-21.79	V
5136.85	-34.11	13.10	16.32	-37.33	-13.00	-24.33	V
6849.53	-32.75	12.33	21.13	-41.55	-13.00	-28.55	V
LTE Band 4 / 5MHz / QPSK / RB Size 1 Offset 0/ The Worst Test Results for Middle							
Frequency(MHz)	S G.Lev (dBm)	Ant(dBi)	Loss	PMea	Limit	Margin	Polarity
				(dBm)	(dBm)	(dBm)	
3464.31	-33.56	12.90	12.56	-33.22	-13.00	-20.22	H
5196.94	-35.49	13.10	16.32	-38.71	-13.00	-25.71	H
6929.94	-32.24	12.33	21.13	-41.04	-13.00	-28.04	H
3464.31	-35.55	12.90	12.56	-35.21	-13.00	-22.21	V
5196.94	-34.52	13.10	16.32	-37.74	-13.00	-24.74	V
6929.94	-32.46	12.33	21.13	-41.26	-13.00	-28.26	V
LTE Band 4 / 5MHz / QPSK / RB Size 1 Offset 0/ The Worst Test Results for Highest							
Frequency(MHz)	S G.Lev (dBm)	Ant(dBi)	Loss	PMea	Limit	Margin	Polarity
				(dBm)	(dBm)	(dBm)	
3504.86	-34.17	12.90	12.56	-33.83	-13.00	-20.83	H
5256.92	-34.33	13.10	16.32	-37.55	-13.00	-24.55	H
7010.14	-32.78	12.33	21.13	-41.58	-13.00	-28.58	H
3504.86	-35.61	12.90	12.56	-35.27	-13.00	-22.27	V
5256.92	-34.95	13.10	16.32	-38.17	-13.00	-25.17	V
7010.14	-32.52	12.33	21.13	-41.32	-13.00	-28.32	V



LTE Band 4 / 10MHz / QPSK / RB Size 1 Offset 0/ The Worst Test Results for Lowest							
Frequency(MHz)	S G.Lev (dBm)	Ant(dBi)	Loss	PMea	Limit	Margin	Polarity
				(dBm)	(dBm)	(dBm)	
3429.79	-33.81	12.90	12.56	-33.47	-13.00	-20.47	H
5145.30	-35.41	13.10	16.32	-38.63	-13.00	-25.63	H
6860.17	-33.22	12.33	21.13	-42.02	-13.00	-29.02	H
3429.79	-35.04	12.90	12.56	-34.70	-13.00	-21.70	V
5145.30	-34.27	13.10	16.32	-37.49	-13.00	-24.49	V
6860.17	-32.03	12.33	21.13	-40.83	-13.00	-27.83	V
LTE Band 4 / 10MHz / QPSK / RB Size 1 Offset 0/ The Worst Test Results for Middle							
Frequency(MHz)	S G.Lev (dBm)	Ant(dBi)	Loss	PMea	Limit	Margin	Polarity
				(dBm)	(dBm)	(dBm)	
3464.65	-33.78	12.90	12.56	-33.44	-13.00	-20.44	H
5196.73	-34.21	13.10	16.32	-37.43	-13.00	-24.43	H
6929.52	-32.44	12.33	21.13	-41.24	-13.00	-28.24	H
3464.65	-35.75	12.90	12.56	-35.41	-13.00	-22.41	V
5196.73	-33.89	13.10	16.32	-37.11	-13.00	-24.11	V
6929.52	-32.50	12.33	21.13	-41.30	-13.00	-28.30	V
LTE Band 4 / 10MHz / QPSK / RB Size 1 Offset 0/ The Worst Test Results for Highest							
Frequency(MHz)	S G.Lev (dBm)	Ant(dBi)	Loss	PMea	Limit	Margin	Polarity
				(dBm)	(dBm)	(dBm)	
3500.47	-34.15	12.90	12.56	-33.81	-13.00	-20.81	H
5250.09	-34.38	13.10	16.32	-37.60	-13.00	-24.60	H
7000.13	-32.72	12.33	21.13	-41.52	-13.00	-28.52	H
3500.47	-35.10	12.90	12.56	-34.76	-13.00	-21.76	V
5250.09	-34.60	13.10	16.32	-37.82	-13.00	-24.82	V
7000.13	-32.68	12.33	21.13	-41.48	-13.00	-28.48	V



LTE Band 4 / 15MHz / QPSK / RB Size 1 Offset 0/ The Worst Test Results for Lowest							
Frequency(MHz)	S G.Lev (dBm)	Ant(dBi)	Loss	PMea	Limit	Margin	Polarity
				(dBm)	(dBm)	(dBm)	
3434.68	-33.57	12.90	12.56	-33.23	-13.00	-20.23	H
5152.30	-34.41	13.10	16.32	-37.63	-13.00	-24.63	H
6870.77	-32.92	12.33	21.13	-41.72	-13.00	-28.72	H
3434.68	-35.01	12.90	12.56	-34.67	-13.00	-21.67	V
5152.30	-34.91	13.10	16.32	-38.13	-13.00	-25.13	V
6870.77	-32.07	12.33	21.13	-40.87	-13.00	-27.87	V
LTE Band 4 / 15MHz / QPSK / RB Size 1 Offset 0/ The Worst Test Results for Middle							
Frequency(MHz)	S G.Lev (dBm)	Ant(dBi)	Loss	PMea	Limit	Margin	Polarity
				(dBm)	(dBm)	(dBm)	
3464.84	-34.64	12.90	12.56	-34.30	-13.00	-21.30	H
5196.61	-35.09	13.10	16.32	-38.31	-13.00	-25.31	H
6930.11	-33.28	12.33	21.13	-42.08	-13.00	-29.08	H
3464.84	-35.18	12.90	12.56	-34.84	-13.00	-21.84	V
5196.61	-34.40	13.10	16.32	-37.62	-13.00	-24.62	V
6930.11	-32.67	12.33	21.13	-41.47	-13.00	-28.47	V
LTE Band 4 / 15MHz / QPSK / RB Size 1 Offset 0/ The Worst Test Results for Highest							
Frequency(MHz)	S G.Lev (dBm)	Ant(dBi)	Loss	PMea	Limit	Margin	Polarity
				(dBm)	(dBm)	(dBm)	
3495.57	-34.73	12.90	12.56	-34.39	-13.00	-21.39	H
5242.28	-34.94	13.10	16.32	-38.16	-13.00	-25.16	H
6990.33	-32.68	12.33	21.13	-41.48	-13.00	-28.48	H
3495.57	-35.49	12.90	12.56	-35.15	-13.00	-22.15	V
5242.28	-34.47	13.10	16.32	-37.69	-13.00	-24.69	V
6990.33	-32.11	12.33	21.13	-40.91	-13.00	-27.91	V



LTE Band 4 / 20MHz / QPSK / RB Size 1 Offset 0/ The Worst Test Results for Lowest							
Frequency(MHz)	S G.Lev (dBm)	Ant(dBi)	Loss	PMea	Limit	Margin	Polarity
				(dBm)	(dBm)	(dBm)	
3440.35	-34.14	12.90	12.56	-33.80	-13.00	-20.80	H
5160.02	-34.47	13.10	16.32	-37.69	-13.00	-24.69	H
6880.80	-33.61	12.33	21.13	-42.41	-13.00	-29.41	H
3440.35	-35.59	12.90	12.56	-35.25	-13.00	-22.25	V
5160.02	-34.08	13.10	16.32	-37.30	-13.00	-24.30	V
6880.80	-32.83	12.33	21.13	-41.63	-13.00	-28.63	V
LTE Band 4 / 20MHz / QPSK / RB Size 1 Offset 0/ The Worst Test Results for Middle							
Frequency(MHz)	S G.Lev (dBm)	Ant(dBi)	Loss	PMea	Limit	Margin	Polarity
				(dBm)	(dBm)	(dBm)	
3464.92	-34.71	12.90	12.56	-34.37	-13.00	-21.37	H
5196.44	-34.62	13.10	16.32	-37.84	-13.00	-24.84	H
6929.72	-33.54	12.33	21.13	-42.34	-13.00	-29.34	H
3464.92	-34.59	12.90	12.56	-34.25	-13.00	-21.25	V
5196.44	-34.42	13.10	16.32	-37.64	-13.00	-24.64	V
6929.72	-32.60	12.33	21.13	-41.40	-13.00	-28.40	V
LTE Band 4 / 20MHz / QPSK / RB Size 1 Offset 0/ The Worst Test Results for Highest							
Frequency(MHz)	S G.Lev (dBm)	Ant(dBi)	Loss	PMea	Limit	Margin	Polarity
				(dBm)	(dBm)	(dBm)	
3490.41	-33.78	12.90	12.56	-33.44	-13.00	-20.44	H
5235.09	-34.46	13.10	16.32	-37.68	-13.00	-24.68	H
6979.71	-32.85	12.33	21.13	-41.65	-13.00	-28.65	H
3490.41	-35.49	12.90	12.56	-35.15	-13.00	-22.15	V
5235.09	-33.86	13.10	16.32	-37.08	-13.00	-24.08	V
6979.71	-33.16	12.33	21.13	-41.96	-13.00	-28.96	V



LTE Band 5 / 1.4MHz / QPSK / RB Size 1 Offset 0/ The Worst Test Results for Lowest							
Frequency(MHz)	S G.Lev (dBm)	Ant(dBi)	Loss	PMea	Limit	Margin	Polarity
				(dBm)	(dBm)	(dBm)	
1648.46	-33.84	9.56	9.72	-34.00	-13.00	-21.00	H
2473.34	-34.81	10.50	10.86	-35.17	-13.00	-22.17	H
3298.29	-33.08	12.78	11.57	-31.87	-13.00	-18.87	H
1648.46	-35.77	9.56	9.72	-35.93	-13.00	-22.93	V
2473.34	-34.44	10.50	10.86	-34.80	-13.00	-21.80	V
3298.29	-32.72	12.78	11.57	-31.51	-13.00	-18.51	V
LTE Band 5 / 1.4MHz / QPSK / RB Size 1 Offset 0/ The Worst Test Results for Middle							
Frequency(MHz)	S G.Lev (dBm)	Ant(dBi)	Loss	PMea	Limit	Margin	Polarity
				(dBm)	(dBm)	(dBm)	
1672.87	-34.55	9.56	9.72	-34.71	-13.00	-21.71	H
2509.01	-34.55	10.50	10.86	-34.91	-13.00	-21.91	H
3345.62	-33.45	12.78	11.57	-32.24	-13.00	-19.24	H
1672.87	-35.58	9.56	9.72	-35.74	-13.00	-22.74	V
2509.01	-34.53	10.50	10.86	-34.89	-13.00	-21.89	V
3345.62	-32.07	12.78	11.57	-30.86	-13.00	-17.86	V
LTE Band 5 / 1.4MHz / QPSK / RB Size 1 Offset 0/ The Worst Test Results for Highest							
Frequency(MHz)	S G.Lev (dBm)	Ant(dBi)	Loss	PMea	Limit	Margin	Polarity
				(dBm)	(dBm)	(dBm)	
1696.23	-33.97	9.56	9.72	-34.13	-13.00	-21.13	H
2544.43	-34.31	10.50	10.86	-34.67	-13.00	-21.67	H
3393.08	-32.88	12.78	11.57	-31.67	-13.00	-18.67	H
1696.23	-35.58	9.56	9.72	-35.74	-13.00	-22.74	V
2544.43	-35.18	10.50	10.86	-35.54	-13.00	-22.54	V
3393.08	-32.52	12.78	11.57	-31.31	-13.00	-18.31	V



LTE Band 5 / 3MHz / QPSK / RB Size 1 Offset 0/ The Worst Test Results for Lowest							
Frequency(MHz)	S G.Lev (dBm)	Ant(dBi)	Loss	PMea	Limit	Margin	Polarity
				(dBm)	(dBm)	(dBm)	
1650.09	-34.93	9.56	9.72	-35.09	-13.00	-22.09	H
2475.84	-35.17	10.50	10.86	-35.53	-13.00	-22.53	H
3301.28	-32.64	12.78	11.57	-31.43	-13.00	-18.43	H
1650.09	-34.76	9.56	9.72	-34.92	-13.00	-21.92	V
2475.84	-35.24	10.50	10.86	-35.60	-13.00	-22.60	V
3301.28	-32.95	12.78	11.57	-31.74	-13.00	-18.74	V
LTE Band 5 / 3MHz / QPSK / RB Size 1 Offset 0/ The Worst Test Results for Middle							
Frequency(MHz)	S G.Lev (dBm)	Ant(dBi)	Loss	PMea	Limit	Margin	Polarity
				(dBm)	(dBm)	(dBm)	
1672.09	-33.59	9.56	9.72	-33.75	-13.00	-20.75	H
2508.77	-35.04	10.50	10.86	-35.40	-13.00	-22.40	H
3345.78	-32.81	12.78	11.57	-31.60	-13.00	-18.60	H
1672.09	-35.24	9.56	9.72	-35.40	-13.00	-22.40	V
2508.77	-34.63	10.50	10.86	-34.99	-13.00	-21.99	V
3345.78	-32.64	12.78	11.57	-31.43	-13.00	-18.43	V
LTE Band 5 / 3MHz / QPSK / RB Size 1 Offset 0/ The Worst Test Results for Highest							
Frequency(MHz)	S G.Lev (dBm)	Ant(dBi)	Loss	PMea	Limit	Margin	Polarity
				(dBm)	(dBm)	(dBm)	
1694.72	-34.61	9.56	9.72	-34.77	-13.00	-21.77	H
2541.72	-35.22	10.50	10.86	-35.58	-13.00	-22.58	H
3389.17	-33.09	12.78	11.57	-31.88	-13.00	-18.88	H
1694.72	-35.73	9.56	9.72	-35.89	-13.00	-22.89	V
2541.72	-33.99	10.50	10.86	-34.35	-13.00	-21.35	V
3389.17	-32.09	12.78	11.57	-30.88	-13.00	-17.88	V



LTE Band 5 / 5MHz / QPSK / RB Size 1 Offset 0/ The Worst Test Results for Lowest							
Frequency(MHz)	S G.Lev (dBm)	Ant(dBi)	Loss	PMea	Limit	Margin	Polarity
				(dBm)	(dBm)	(dBm)	
1652.38	-33.88	9.56	9.72	-34.04	-13.00	-21.04	H
2478.68	-34.68	10.50	10.86	-35.04	-13.00	-22.04	H
3305.33	-33.08	12.78	11.57	-31.87	-13.00	-18.87	H
1652.38	-35.03	9.56	9.72	-35.19	-13.00	-22.19	V
2478.68	-34.43	10.50	10.86	-34.79	-13.00	-21.79	V
3305.33	-31.97	12.78	11.57	-30.76	-13.00	-17.76	V
LTE Band 5 / 5MHz / QPSK / RB Size 1 Offset 0/ The Worst Test Results for Middle							
Frequency(MHz)	S G.Lev (dBm)	Ant(dBi)	Loss	PMea	Limit	Margin	Polarity
				(dBm)	(dBm)	(dBm)	
1672.23	-34.10	9.56	9.72	-34.26	-13.00	-21.26	H
2508.97	-34.03	10.50	10.86	-34.39	-13.00	-21.39	H
3345.64	-32.39	12.78	11.57	-31.18	-13.00	-18.18	H
1672.23	-34.55	9.56	9.72	-34.71	-13.00	-21.71	V
2508.97	-34.27	10.50	10.86	-34.63	-13.00	-21.63	V
3345.64	-32.54	12.78	11.57	-31.33	-13.00	-18.33	V
LTE Band 5 / 5MHz / QPSK / RB Size 1 Offset 0/ The Worst Test Results for Highest							
Frequency(MHz)	S G.Lev (dBm)	Ant(dBi)	Loss	PMea	Limit	Margin	Polarity
				(dBm)	(dBm)	(dBm)	
1692.25	-34.39	9.56	9.72	-34.55	-13.00	-21.55	H
2538.99	-35.11	10.50	10.86	-35.47	-13.00	-22.47	H
3385.52	-33.07	12.78	11.57	-31.86	-13.00	-18.86	H
1692.25	-34.97	9.56	9.72	-35.13	-13.00	-22.13	V
2538.99	-34.12	10.50	10.86	-34.48	-13.00	-21.48	V
3385.52	-31.93	12.78	11.57	-30.72	-13.00	-17.72	V



LTE Band 5 / 10MHz / QPSK / RB Size 1 Offset 0/ The Worst Test Results for Lowest							
Frequency(MHz)	S G.Lev (dBm)	Ant(dBi)	Loss	PMea	Limit	Margin	Polarity
				(dBm)	(dBm)	(dBm)	
1657.52	-34.12	9.56	9.72	-34.28	-13.00	-21.28	H
2486.09	-34.42	10.50	10.86	-34.78	-13.00	-21.78	H
3315.06	-33.36	12.78	11.57	-32.15	-13.00	-19.15	H
1657.52	-35.80	9.56	9.72	-35.96	-13.00	-22.96	V
2486.09	-34.95	10.50	10.86	-35.31	-13.00	-22.31	V
3315.06	-32.81	12.78	11.57	-31.60	-13.00	-18.60	V
LTE Band 5 / 10MHz / QPSK / RB Size 1 Offset 0/ The Worst Test Results for Middle							
Frequency(MHz)	S G.Lev (dBm)	Ant(dBi)	Loss	PMea	Limit	Margin	Polarity
				(dBm)	(dBm)	(dBm)	
1672.60	-33.95	9.56	9.72	-34.11	-13.00	-21.11	H
2508.67	-34.00	10.50	10.86	-34.36	-13.00	-21.36	H
3345.18	-32.32	12.78	11.57	-31.11	-13.00	-18.11	H
1672.60	-35.42	9.56	9.72	-35.58	-13.00	-22.58	V
2508.67	-34.75	10.50	10.86	-35.11	-13.00	-22.11	V
3345.18	-31.95	12.78	11.57	-30.74	-13.00	-17.74	V
LTE Band 5 / 10MHz / QPSK / RB Size 1 Offset 0/ The Worst Test Results for Highest							
Frequency(MHz)	S G.Lev (dBm)	Ant(dBi)	Loss	PMea	Limit	Margin	Polarity
				(dBm)	(dBm)	(dBm)	
1687.36	-34.15	9.56	9.72	-34.31	-13.00	-21.31	H
2531.50	-34.46	10.50	10.86	-34.82	-13.00	-21.82	H
3375.79	-33.08	12.78	11.57	-31.87	-13.00	-18.87	H
1687.36	-35.12	9.56	9.72	-35.28	-13.00	-22.28	V
2531.50	-34.41	10.50	10.86	-34.77	-13.00	-21.77	V
3375.79	-32.79	12.78	11.57	-31.58	-13.00	-18.58	V



LTE Band 12 / 1.4MHz / QPSK / RB Size 1 Offset 0/ The Worst Test Results for Lowest							
Frequency(MHz)	S G.Lev (dBm)	Ant(dBi)	Loss	PMea	Limit	Margin	Polarity
				(dBm)	(dBm)	(dBm)	
1399.28	-34.72	8.17	9.34	-35.89	-13.00	-22.89	H
2099.04	-34.74	9.53	10.42	-35.63	-13.00	-22.63	H
2798.59	-32.99	11.27	11.12	-32.84	-13.00	-19.84	H
1399.28	-34.92	8.17	9.34	-36.09	-13.00	-23.09	V
2099.04	-33.77	9.53	10.42	-34.66	-13.00	-21.66	V
2798.59	-32.92	11.27	11.12	-32.77	-13.00	-19.77	V
LTE Band 12 / 1.4MHz / QPSK / RB Size 1 Offset 0/ The Worst Test Results for Middle							
Frequency(MHz)	S G.Lev (dBm)	Ant(dBi)	Loss	PMea	Limit	Margin	Polarity
				(dBm)	(dBm)	(dBm)	
1414.55	-33.80	8.17	9.34	-34.97	-13.00	-21.97	H
2122.12	-34.52	9.53	10.42	-35.41	-13.00	-22.41	H
2829.78	-32.33	11.27	11.12	-32.18	-13.00	-19.18	H
1414.55	-35.72	8.17	9.34	-36.89	-13.00	-23.89	V
2122.12	-34.15	9.53	10.42	-35.04	-13.00	-22.04	V
2829.78	-33.13	11.27	11.12	-32.98	-13.00	-19.98	V
LTE Band 12 / 1.4MHz / QPSK / RB Size 1 Offset 0/ The Worst Test Results for Highest							
Frequency(MHz)	S G.Lev (dBm)	Ant(dBi)	Loss	PMea	Limit	Margin	Polarity
				(dBm)	(dBm)	(dBm)	
1430.55	-34.84	8.17	9.34	-36.01	-13.00	-23.01	H
2145.44	-35.25	9.53	10.42	-36.14	-13.00	-23.14	H
2861.04	-33.38	11.27	11.12	-33.23	-13.00	-20.23	H
1430.55	-34.69	8.17	9.34	-35.86	-13.00	-22.86	V
2145.44	-34.76	9.53	10.42	-35.65	-13.00	-22.65	V
2861.04	-32.69	11.27	11.12	-32.54	-13.00	-19.54	V



LTE Band 12 / 3MHz / QPSK / RB Size 1 Offset 0/ The Worst Test Results for Lowest							
Frequency(MHz)	S G.Lev (dBm)	Ant(dBi)	Loss	PMea	Limit	Margin	Polarity
				(dBm)	(dBm)	(dBm)	
1400.68	-34.59	8.17	9.34	-35.76	-13.00	-22.76	H
2101.48	-35.36	9.53	10.42	-36.25	-13.00	-23.25	H
2801.75	-32.55	11.27	11.12	-32.40	-13.00	-19.40	H
1400.68	-35.15	8.17	9.34	-36.32	-13.00	-23.32	V
2101.48	-33.97	9.53	10.42	-34.86	-13.00	-21.86	V
2801.75	-32.08	11.27	11.12	-31.93	-13.00	-18.93	V
LTE Band 12 / 3MHz / QPSK / RB Size 1 Offset 0/ The Worst Test Results for Middle							
Frequency(MHz)	S G.Lev (dBm)	Ant(dBi)	Loss	PMea	Limit	Margin	Polarity
				(dBm)	(dBm)	(dBm)	
1414.55	-33.87	8.17	9.34	-35.04	-13.00	-22.04	H
2122.33	-35.18	9.53	10.42	-36.07	-13.00	-23.07	H
2829.69	-33.36	11.27	11.12	-33.21	-13.00	-20.21	H
1414.55	-35.17	8.17	9.34	-36.34	-13.00	-23.34	V
2122.33	-34.26	9.53	10.42	-35.15	-13.00	-22.15	V
2829.69	-33.04	11.27	11.12	-32.89	-13.00	-19.89	V
LTE Band 12 / 3MHz / QPSK / RB Size 1 Offset 0/ The Worst Test Results for Highest							
Frequency(MHz)	S G.Lev (dBm)	Ant(dBi)	Loss	PMea	Limit	Margin	Polarity
				(dBm)	(dBm)	(dBm)	
1428.93	-34.85	8.17	9.34	-36.02	-13.00	-23.02	H
2143.03	-35.44	9.53	10.42	-36.33	-13.00	-23.33	H
2857.67	-32.37	11.27	11.12	-32.22	-13.00	-19.22	H
1428.93	-35.06	8.17	9.34	-36.23	-13.00	-23.23	V
2143.03	-34.00	9.53	10.42	-34.89	-13.00	-21.89	V
2857.67	-33.07	11.27	11.12	-32.92	-13.00	-19.92	V



LTE Band 12 / 5MHz / QPSK / RB Size 1 Offset 0/ The Worst Test Results for Lowest							
Frequency(MHz)	S G.Lev (dBm)	Ant(dBi)	Loss	PMea	Limit	Margin	Polarity
				(dBm)	(dBm)	(dBm)	
1402.84	-34.80	8.17	9.34	-35.97	-13.00	-22.97	H
2104.47	-34.52	9.53	10.42	-35.41	-13.00	-22.41	H
2805.87	-33.51	11.27	11.12	-33.36	-13.00	-20.36	H
1402.84	-34.65	8.17	9.34	-35.82	-13.00	-22.82	V
2104.47	-34.72	9.53	10.42	-35.61	-13.00	-22.61	V
2805.87	-32.23	11.27	11.12	-32.08	-13.00	-19.08	V
LTE Band 12 / 5MHz / QPSK / RB Size 1 Offset 0/ The Worst Test Results for Middle							
Frequency(MHz)	S G.Lev (dBm)	Ant(dBi)	Loss	PMea	Limit	Margin	Polarity
				(dBm)	(dBm)	(dBm)	
1414.64	-34.32	8.17	9.34	-35.49	-13.00	-22.49	H
2122.27	-34.58	9.53	10.42	-35.47	-13.00	-22.47	H
2829.73	-32.68	11.27	11.12	-32.53	-13.00	-19.53	H
1414.64	-35.51	8.17	9.34	-36.68	-13.00	-23.68	V
2122.27	-34.02	9.53	10.42	-34.91	-13.00	-21.91	V
2829.73	-32.93	11.27	11.12	-32.78	-13.00	-19.78	V
LTE Band 12 / 5MHz / QPSK / RB Size 1 Offset 0/ The Worst Test Results for Highest							
Frequency(MHz)	S G.Lev (dBm)	Ant(dBi)	Loss	PMea	Limit	Margin	Polarity
				(dBm)	(dBm)	(dBm)	
1426.68	-33.79	8.17	9.34	-34.96	-13.00	-21.96	H
2140.37	-35.26	9.53	10.42	-36.15	-13.00	-23.15	H
2853.90	-32.79	11.27	11.12	-32.64	-13.00	-19.64	H
1426.68	-35.85	8.17	9.34	-37.02	-13.00	-24.02	V
2140.37	-34.79	9.53	10.42	-35.68	-13.00	-22.68	V
2853.90	-32.65	11.27	11.12	-32.50	-13.00	-19.50	V



LTE Band 12 / 10MHz / QPSK / RB Size 1 Offset 0/ The Worst Test Results for Lowest							
Frequency(MHz)	S G.Lev (dBm)	Ant(dBi)	Loss	PMea	Limit	Margin	Polarity
				(dBm)	(dBm)	(dBm)	
1407.64	-34.50	8.17	9.34	-35.67	-13.00	-22.67	H
2111.73	-34.52	9.53	10.42	-35.41	-13.00	-22.41	H
2816.00	-32.98	11.27	11.12	-32.83	-13.00	-19.83	H
1407.64	-35.40	8.17	9.34	-36.57	-13.00	-23.57	V
2111.73	-34.60	9.53	10.42	-35.49	-13.00	-22.49	V
2816.00	-31.92	11.27	11.12	-31.77	-13.00	-18.77	V
LTE Band 12 / 10MHz / QPSK / RB Size 1 Offset 0/ The Worst Test Results for Middle							
Frequency(MHz)	S G.Lev (dBm)	Ant(dBi)	Loss	PMea	Limit	Margin	Polarity
				(dBm)	(dBm)	(dBm)	
1414.88	-33.90	8.17	9.34	-35.07	-13.00	-22.07	H
2122.39	-34.88	9.53	10.42	-35.77	-13.00	-22.77	H
2829.80	-32.98	11.27	11.12	-32.83	-13.00	-19.83	H
1414.88	-35.14	8.17	9.34	-36.31	-13.00	-23.31	V
2122.39	-33.88	9.53	10.42	-34.77	-13.00	-21.77	V
2829.80	-32.36	11.27	11.12	-32.21	-13.00	-19.21	V
LTE Band 12 / 10MHz / QPSK / RB Size 1 Offset 0/ The Worst Test Results for Highest							
Frequency(MHz)	S G.Lev (dBm)	Ant(dBi)	Loss	PMea	Limit	Margin	Polarity
				(dBm)	(dBm)	(dBm)	
1421.62	-34.06	8.17	9.34	-35.23	-13.00	-22.23	H
2132.85	-34.05	9.53	10.42	-34.94	-13.00	-21.94	H
2843.53	-32.69	11.27	11.12	-32.54	-13.00	-19.54	H
1421.62	-35.90	8.17	9.34	-37.07	-13.00	-24.07	V
2132.85	-35.22	9.53	10.42	-36.11	-13.00	-23.11	V
2843.53	-32.68	11.27	11.12	-32.53	-13.00	-19.53	V



LTE Band 13 / 5MHz / QPSK / RB Size 1 Offset 0/ The Worst Test Results for Lowest							
Frequency(MHz)	S G.Lev (dBm)	Ant(dBi)	Loss	PMea	Limit	Margin	Polarity
				(dBm)	(dBm)	(dBm)	
1559.62	-47.46	9.56	9.72	-47.62	-40.00	-7.62	H
2338.10	-46.00	10.50	10.86	-46.36	-13.00	-33.36	H
3118.06	-46.29	12.78	11.57	-45.08	-13.00	-32.08	H
1559.62	-48.37	9.56	9.72	-48.53	-40.00	-8.53	V
2338.10	-46.38	10.50	10.86	-46.74	-13.00	-33.74	V
3118.06	-46.56	12.78	11.57	-45.35	-13.00	-32.35	V

LTE Band 13 / 5MHz / QPSK / RB Size 1 Offset 0/ The Worst Test Results for Middle							
Frequency(MHz)	S G.Lev (dBm)	Ant(dBi)	Loss	PMea	Limit	Margin	Polarity
				(dBm)	(dBm)	(dBm)	
1564.10	-47.96	9.56	9.72	-48.12	-40.00	-8.12	H
2345.98	-46.10	10.50	10.86	-46.46	-13.00	-33.46	H
3128.09	-45.66	12.78	11.57	-44.45	-13.00	-31.45	H
1564.10	-48.34	9.56	9.72	-48.50	-40.00	-8.50	V
2345.98	-47.20	10.50	10.86	-47.56	-13.00	-34.56	V
3128.09	-45.27	12.78	11.57	-44.06	-13.00	-31.06	V

LTE Band 13 / 5MHz / QPSK / RB Size 1 Offset 0/ The Worst Test Results for Highest							
Frequency(MHz)	S G.Lev (dBm)	Ant(dBi)	Loss	PMea	Limit	Margin	Polarity
				(dBm)	(dBm)	(dBm)	
1568.64	-48.50	9.56	9.72	-48.66	-40.00	-8.66	H
2353.53	-47.02	10.50	10.86	-47.38	-13.00	-34.38	H
3138.03	-46.22	12.78	11.57	-45.01	-13.00	-32.01	H
1568.64	-48.50	9.56	9.72	-48.66	-40.00	-8.66	V
2353.53	-46.81	10.50	10.86	-47.17	-13.00	-34.17	V
3138.03	-45.24	12.78	11.57	-44.03	-13.00	-31.03	V

LTE Band 13 / 10MHz / QPSK / RB Size 1 Offset 0/ The Worst Test Results for Middle							
Frequency(MHz)	S G.Lev (dBm)	Ant(dBi)	Loss	PMea	Limit	Margin	Polarity
				(dBm)	(dBm)	(dBm)	
1563.99	-47.94	9.56	9.72	-48.10	-40.00	-8.10	H
2346.18	-46.68	10.50	10.86	-47.04	-13.00	-34.04	H
3128.05	-45.99	12.78	11.57	-44.78	-13.00	-31.78	H
1563.99	-48.74	9.56	9.72	-48.90	-40.00	-8.90	V
2346.18	-47.06	10.50	10.86	-47.42	-13.00	-34.42	V
3128.05	-46.01	12.78	11.57	-44.80	-13.00	-31.80	V



LTE Band 17 / 5MHz / QPSK / RB Size 1 Offset 0/ The Worst Test Results for Lowest							
Frequency(MHz)	S G.Lev (dBm)	Ant(dBi)	Loss	PMea	Limit	Margin	Polarity
				(dBm)	(dBm)	(dBm)	
1413.24	-34.31	8.17	9.34	-35.48	-13.00	-22.48	H
2120.67	-34.68	9.53	10.42	-35.57	-13.00	-22.57	H
2826.65	-32.93	11.27	11.12	-32.78	-13.00	-19.78	H
1413.24	-35.53	8.17	9.34	-36.70	-13.00	-23.70	V
2120.67	-34.78	9.53	10.42	-35.67	-13.00	-22.67	V
2826.65	-32.52	11.27	11.12	-32.37	-13.00	-19.37	V
LTE Band 17 / 5MHz / QPSK / RB Size 1 Offset 0/ The Worst Test Results for Middle							
Frequency(MHz)	S G.Lev (dBm)	Ant(dBi)	Loss	PMea	Limit	Margin	Polarity
				(dBm)	(dBm)	(dBm)	
1419.83	-34.79	8.17	9.34	-35.96	-13.00	-22.96	H
2130.18	-35.36	9.53	10.42	-36.25	-13.00	-23.25	H
2840.20	-32.62	11.27	11.12	-32.47	-13.00	-19.47	H
1419.83	-35.61	8.17	9.34	-36.78	-13.00	-23.78	V
2130.18	-33.92	9.53	10.42	-34.81	-13.00	-21.81	V
2840.20	-31.92	11.27	11.12	-31.77	-13.00	-18.77	V
LTE Band 17 / 5MHz / QPSK / RB Size 1 Offset 0/ The Worst Test Results for Highest							
Frequency(MHz)	S G.Lev (dBm)	Ant(dBi)	Loss	PMea	Limit	Margin	Polarity
				(dBm)	(dBm)	(dBm)	
1426.08	-34.32	8.17	9.34	-35.49	-13.00	-22.49	H
2139.21	-35.39	9.53	10.42	-36.28	-13.00	-23.28	H
2852.39	-32.15	11.27	11.12	-32.00	-13.00	-19.00	H
1426.08	-34.70	8.17	9.34	-35.87	-13.00	-22.87	V
2139.21	-34.60	9.53	10.42	-35.49	-13.00	-22.49	V
2852.39	-33.02	11.27	11.12	-32.87	-13.00	-19.87	V



LTE Band 17 / 10MHz / QPSK / RB Size 1 Offset 0/ The Worst Test Results for Lowest							
Frequency(MHz)	S G.Lev (dBm)	Ant(dBi)	Loss	PMea	Limit	Margin	Polarity
				(dBm)	(dBm)	(dBm)	
1418.05	-33.95	8.17	9.34	-35.12	-13.00	-22.12	H
2127.37	-34.24	9.53	10.42	-35.13	-13.00	-22.13	H
2836.67	-32.27	11.27	11.12	-32.12	-13.00	-19.12	H
1418.05	-35.05	8.17	9.34	-36.22	-13.00	-23.22	V
2127.37	-34.85	9.53	10.42	-35.74	-13.00	-22.74	V
2836.67	-33.04	11.27	11.12	-32.89	-13.00	-19.89	V
LTE Band 17 / 10MHz / QPSK / RB Size 1 Offset 0/ The Worst Test Results for Middle							
Frequency(MHz)	S G.Lev (dBm)	Ant(dBi)	Loss	PMea	Limit	Margin	Polarity
				(dBm)	(dBm)	(dBm)	
1420.19	-33.98	8.17	9.34	-35.15	-13.00	-22.15	H
2130.27	-34.10	9.53	10.42	-34.99	-13.00	-21.99	H
2840.13	-33.32	11.27	11.12	-33.17	-13.00	-20.17	H
1420.19	-35.79	8.17	9.34	-36.96	-13.00	-23.96	V
2130.27	-34.22	9.53	10.42	-35.11	-13.00	-22.11	V
2840.13	-32.36	11.27	11.12	-32.21	-13.00	-19.21	V
LTE Band 17 / 10MHz / QPSK / RB Size 1 Offset 0/ The Worst Test Results for Highest							
Frequency(MHz)	S G.Lev (dBm)	Ant(dBi)	Loss	PMea	Limit	Margin	Polarity
				(dBm)	(dBm)	(dBm)	
1421.34	-34.17	8.17	9.34	-35.34	-13.00	-22.34	H
2131.76	-34.37	9.53	10.42	-35.26	-13.00	-22.26	H
2842.72	-32.88	11.27	11.12	-32.73	-13.00	-19.73	H
1421.34	-35.88	8.17	9.34	-37.05	-13.00	-24.05	V
2131.76	-33.94	9.53	10.42	-34.83	-13.00	-21.83	V
2842.72	-31.72	11.27	11.12	-31.57	-13.00	-18.57	V



LTE Band 66 / 1.4MHz / QPSK / RB Size 1 Offset 0/ The Worst Test Results for Lowest							
Frequency(MHz)	S G.Lev (dBm)	Ant(dBi)	Loss	PMea	Limit	Margin	Polarity
				(dBm)	(dBm)	(dBm)	
3421.26	-34.66	12.90	12.56	-34.32	-13.00	-21.32	H
5131.86	-34.74	13.10	16.32	-37.96	-13.00	-24.96	H
6842.40	-33.45	12.33	21.13	-42.25	-13.00	-29.25	H
3421.26	-34.89	12.90	12.56	-34.55	-13.00	-21.55	V
5131.86	-33.80	13.10	16.32	-37.02	-13.00	-24.02	V
6842.40	-32.57	12.33	21.13	-41.37	-13.00	-28.37	V
LTE Band 66 / 1.4MHz / QPSK / RB Size 1 Offset 0/ The Worst Test Results for Middle							
Frequency(MHz)	S G.Lev (dBm)	Ant(dBi)	Loss	PMea	Limit	Margin	Polarity
				(dBm)	(dBm)	(dBm)	
3490.13	-33.75	12.90	12.56	-33.41	-13.00	-20.41	H
5235.05	-35.36	13.10	16.32	-38.58	-13.00	-25.58	H
6980.29	-32.71	12.33	21.13	-41.51	-13.00	-28.51	H
3490.13	-34.96	12.90	12.56	-34.62	-13.00	-21.62	V
5235.05	-34.79	13.10	16.32	-38.01	-13.00	-25.01	V
6980.29	-32.37	12.33	21.13	-41.17	-13.00	-28.17	V
LTE Band 66 / 1.4MHz / QPSK / RB Size 1 Offset 0/ The Worst Test Results for Highest							
Frequency(MHz)	S G.Lev (dBm)	Ant(dBi)	Loss	PMea	Limit	Margin	Polarity
				(dBm)	(dBm)	(dBm)	
3557.78	-33.97	12.90	12.56	-33.63	-13.00	-20.63	H
5337.10	-34.89	13.10	16.32	-38.11	-13.00	-25.11	H
7116.98	-33.26	12.33	21.13	-42.06	-13.00	-29.06	H
3557.78	-34.55	12.90	12.56	-34.21	-13.00	-21.21	V
5337.10	-34.02	13.10	16.32	-37.24	-13.00	-24.24	V
7116.98	-32.82	12.33	21.13	-41.62	-13.00	-28.62	V



LTE Band 66 / 3MHz / QPSK / RB Size 1 Offset 0/ The Worst Test Results for Lowest							
Frequency(MHz)	S G.Lev (dBm)	Ant(dBi)	Loss	PMea	Limit	Margin	Polarity
				(dBm)	(dBm)	(dBm)	
3423.12	-34.41	12.90	12.56	-34.07	-13.00	-21.07	H
5134.34	-35.44	13.10	16.32	-38.66	-13.00	-25.66	H
6846.15	-33.26	12.33	21.13	-42.06	-13.00	-29.06	H
3423.12	-35.89	12.90	12.56	-35.55	-13.00	-22.55	V
5134.34	-34.53	13.10	16.32	-37.75	-13.00	-24.75	V
6846.15	-31.91	12.33	21.13	-40.71	-13.00	-27.71	V
LTE Band 66 / 3MHz / QPSK / RB Size 1 Offset 0/ The Worst Test Results for Middle							
Frequency(MHz)	S G.Lev (dBm)	Ant(dBi)	Loss	PMea	Limit	Margin	Polarity
				(dBm)	(dBm)	(dBm)	
3490.13	-33.54	12.90	12.56	-33.20	-13.00	-20.20	H
5235.09	-34.05	13.10	16.32	-37.27	-13.00	-24.27	H
6980.28	-33.35	12.33	21.13	-42.15	-13.00	-29.15	H
3490.13	-35.17	12.90	12.56	-34.83	-13.00	-21.83	V
5235.09	-34.64	13.10	16.32	-37.86	-13.00	-24.86	V
6980.28	-33.07	12.33	21.13	-41.87	-13.00	-28.87	V
LTE Band 66 / 3MHz / QPSK / RB Size 1 Offset 0/ The Worst Test Results for Highest							
Frequency(MHz)	S G.Lev (dBm)	Ant(dBi)	Loss	PMea	Limit	Margin	Polarity
				(dBm)	(dBm)	(dBm)	
3556.73	-34.51	12.90	12.56	-34.17	-13.00	-21.17	H
5262.21	-34.13	13.10	16.32	-37.35	-13.00	-24.35	H
7114.00	-32.75	12.33	21.13	-41.55	-13.00	-28.55	H
3556.73	-35.00	12.90	12.56	-34.66	-13.00	-21.66	V
5262.21	-35.06	13.10	16.32	-38.28	-13.00	-25.28	V
7114.00	-32.38	12.33	21.13	-41.18	-13.00	-28.18	V



LTE Band 66 / 5MHz / QPSK / RB Size 1 Offset 0/ The Worst Test Results for Lowest							
Frequency(MHz)	S G.Lev (dBm)	Ant(dBi)	Loss	PMea	Limit	Margin	Polarity
				(dBm)	(dBm)	(dBm)	
3425.05	-33.55	12.90	12.56	-33.21	-13.00	-20.21	H
5137.21	-34.06	13.10	16.32	-37.28	-13.00	-24.28	H
6850.18	-33.58	12.33	21.13	-42.38	-13.00	-29.38	H
3425.05	-35.19	12.90	12.56	-34.85	-13.00	-21.85	V
5137.21	-34.47	13.10	16.32	-37.69	-13.00	-24.69	V
6850.18	-31.79	12.33	21.13	-40.59	-13.00	-27.59	V
LTE Band 66 / 5MHz / QPSK / RB Size 1 Offset 0/ The Worst Test Results for Middle							
Frequency(MHz)	S G.Lev (dBm)	Ant(dBi)	Loss	PMea	Limit	Margin	Polarity
				(dBm)	(dBm)	(dBm)	
3490.09	-34.91	12.90	12.56	-34.57	-13.00	-21.57	H
5234.93	-34.27	13.10	16.32	-37.49	-13.00	-24.49	H
6980.20	-33.38	12.33	21.13	-42.18	-13.00	-29.18	H
3490.09	-34.58	12.90	12.56	-34.24	-13.00	-21.24	V
5234.93	-34.57	13.10	16.32	-37.79	-13.00	-24.79	V
6980.20	-33.18	12.33	21.13	-41.98	-13.00	-28.98	V
LTE Band 66 / 5MHz / QPSK / RB Size 1 Offset 0/ The Worst Test Results for Highest							
Frequency(MHz)	S G.Lev (dBm)	Ant(dBi)	Loss	PMea	Limit	Margin	Polarity
				(dBm)	(dBm)	(dBm)	
3558.14	-34.53	12.90	12.56	-34.19	-13.00	-21.19	H
5234.97	-34.79	13.10	16.32	-38.01	-13.00	-25.01	H
7110.10	-32.61	12.33	21.13	-41.41	-13.00	-28.41	H
3558.14	-35.68	12.90	12.56	-35.34	-13.00	-22.34	V
5234.97	-34.41	13.10	16.32	-37.63	-13.00	-24.63	V
7110.10	-33.20	12.33	21.13	-42.00	-13.00	-29.00	V



LTE Band 66 / 10MHz / QPSK / RB Size 1 Offset 0/ The Worst Test Results for Lowest							
Frequency(MHz)	S G.Lev (dBm)	Ant(dBi)	Loss	PMea	Limit	Margin	Polarity
				(dBm)	(dBm)	(dBm)	
3429.92	-34.26	12.90	12.56	-33.92	-13.00	-20.92	H
5145.24	-35.02	13.10	16.32	-38.24	-13.00	-25.24	H
6880.11	-33.42	12.33	21.13	-42.22	-13.00	-29.22	H
3429.92	-34.90	12.90	12.56	-34.56	-13.00	-21.56	V
5145.24	-34.46	13.10	16.32	-37.68	-13.00	-24.68	V
6880.11	-32.35	12.33	21.13	-41.15	-13.00	-28.15	V
LTE Band 66 / 10MHz / QPSK / RB Size 1 Offset 0/ The Worst Test Results for Middle							
Frequency(MHz)	S G.Lev (dBm)	Ant(dBi)	Loss	PMea	Limit	Margin	Polarity
				(dBm)	(dBm)	(dBm)	
3490.24	-34.80	12.90	12.56	-34.46	-13.00	-21.46	H
5235.03	-35.45	13.10	16.32	-38.67	-13.00	-25.67	H
6980.09	-32.90	12.33	21.13	-41.70	-13.00	-28.70	H
3490.24	-35.82	12.90	12.56	-35.48	-13.00	-22.48	V
5235.03	-34.97	13.10	16.32	-38.19	-13.00	-25.19	V
6980.09	-33.13	12.33	21.13	-41.93	-13.00	-28.93	V
LTE Band 66 / 10MHz / QPSK / RB Size 1 Offset 0/ The Worst Test Results for Highest							
Frequency(MHz)	S G.Lev (dBm)	Ant(dBi)	Loss	PMea	Limit	Margin	Polarity
				(dBm)	(dBm)	(dBm)	
3550.61	-34.09	12.90	12.56	-33.75	-13.00	-20.75	H
5235.49	-34.46	13.10	16.32	-37.68	-13.00	-24.68	H
7100.05	-32.83	12.33	21.13	-41.63	-13.00	-28.63	H
3550.61	-35.73	12.90	12.56	-35.39	-13.00	-22.39	V
5235.49	-33.88	13.10	16.32	-37.10	-13.00	-24.10	V
7100.05	-32.76	12.33	21.13	-41.56	-13.00	-28.56	V



LTE Band 66 / 15MHz / QPSK / RB Size 1 Offset 0/ The Worst Test Results for Lowest							
Frequency(MHz)	S G.Lev (dBm)	Ant(dBi)	Loss	PMea	Limit	Margin	Polarity
				(dBm)	(dBm)	(dBm)	
3434.85	-33.72	12.90	12.56	-33.38	-13.00	-20.38	H
5152.36	-35.45	13.10	16.32	-38.67	-13.00	-25.67	H
6869.80	-32.23	12.33	21.13	-41.03	-13.00	-28.03	H
3434.85	-34.72	12.90	12.56	-34.38	-13.00	-21.38	V
5152.36	-34.01	13.10	16.32	-37.23	-13.00	-24.23	V
6869.80	-32.19	12.33	21.13	-40.99	-13.00	-27.99	V
LTE Band 66 / 15MHz / QPSK / RB Size 1 Offset 0/ The Worst Test Results for Middle							
Frequency(MHz)	S G.Lev (dBm)	Ant(dBi)	Loss	PMea	Limit	Margin	Polarity
				(dBm)	(dBm)	(dBm)	
3489.81	-34.03	12.90	12.56	-33.69	-13.00	-20.69	H
5235.22	-35.18	13.10	16.32	-38.40	-13.00	-25.40	H
6980.13	-33.45	12.33	21.13	-42.25	-13.00	-29.25	H
3489.81	-34.59	12.90	12.56	-34.25	-13.00	-21.25	V
5235.22	-34.86	13.10	16.32	-38.08	-13.00	-25.08	V
6980.13	-32.23	12.33	21.13	-41.03	-13.00	-28.03	V
LTE Band 66 / 15MHz / QPSK / RB Size 1 Offset 0/ The Worst Test Results for Highest							
Frequency(MHz)	S G.Lev (dBm)	Ant(dBi)	Loss	PMea	Limit	Margin	Polarity
				(dBm)	(dBm)	(dBm)	
3544.82	-33.71	12.90	12.56	-33.37	-13.00	-20.37	H
5332.42	-34.00	13.10	16.32	-37.22	-13.00	-24.22	H
7090.11	-32.16	12.33	21.13	-40.96	-13.00	-27.96	H
3544.82	-35.03	12.90	12.56	-34.69	-13.00	-21.69	V
5332.42	-34.55	13.10	16.32	-37.77	-13.00	-24.77	V
7090.11	-33.09	12.33	21.13	-41.89	-13.00	-28.89	V



LTE Band 66 / 20MHz / QPSK / RB Size 1 Offset 0/ The Worst Test Results for Lowest							
Frequency(MHz)	S G.Lev (dBm)	Ant(dBi)	Loss	PMea	Limit	Margin	Polarity
				(dBm)	(dBm)	(dBm)	
3440.12	-33.50	12.90	12.56	-33.16	-13.00	-20.16	H
5160.14	-35.14	13.10	16.32	-38.36	-13.00	-25.36	H
6879.96	-33.09	12.33	21.13	-41.89	-13.00	-28.89	H
3440.12	-35.09	12.90	12.56	-34.75	-13.00	-21.75	V
5160.14	-33.93	13.10	16.32	-37.15	-13.00	-24.15	V
6879.96	-32.03	12.33	21.13	-40.83	-13.00	-27.83	V
LTE Band 66 / 20MHz / QPSK / RB Size 1 Offset 0/ The Worst Test Results for Middle							
Frequency(MHz)	S G.Lev (dBm)	Ant(dBi)	Loss	PMea	Limit	Margin	Polarity
				(dBm)	(dBm)	(dBm)	
3490.07	-34.78	12.90	12.56	-34.44	-13.00	-21.44	H
5235.10	-35.32	13.10	16.32	-38.54	-13.00	-25.54	H
6980.05	-33.15	12.33	21.13	-41.95	-13.00	-28.95	H
3490.07	-35.43	12.90	12.56	-35.09	-13.00	-22.09	V
5235.10	-35.11	13.10	16.32	-38.33	-13.00	-25.33	V
6980.05	-33.07	12.33	21.13	-41.87	-13.00	-28.87	V
LTE Band 66 / 20MHz / QPSK / RB Size 1 Offset 0/ The Worst Test Results for Highest							
Frequency(MHz)	S G.Lev (dBm)	Ant(dBi)	Loss	PMea	Limit	Margin	Polarity
				(dBm)	(dBm)	(dBm)	
3539.93	-34.12	12.90	12.56	-33.78	-13.00	-20.78	H
5310.01	-34.07	13.10	16.32	-37.29	-13.00	-24.29	H
7080.92	-32.40	12.33	21.13	-41.20	-13.00	-28.20	H
3539.93	-35.46	12.90	12.56	-35.12	-13.00	-22.12	V
5310.01	-34.05	13.10	16.32	-37.27	-13.00	-24.27	V
7080.92	-32.58	12.33	21.13	-41.38	-13.00	-28.38	V



LTE Band 71 / 5MHz / QPSK / RB Size 1 Offset 0/ The Worst Test Results for Lowest							
Frequency(MHz)	S G.Lev (dBm)	Ant(dBi)	Loss	PMea	Limit	Margin	Polarity
				(dBm)	(dBm)	(dBm)	
1330.71	-34.03	8.17	9.34	-35.20	-13.00	-22.20	H
1966.52	-34.94	9.53	10.42	-35.83	-13.00	-22.83	H
2661.96	-32.72	11.27	11.12	-32.57	-13.00	-19.57	H
1330.71	-34.84	8.17	9.34	-36.01	-13.00	-23.01	V
1966.52	-35.07	9.53	10.42	-35.96	-13.00	-22.96	V
2661.96	-32.51	11.27	11.12	-32.36	-13.00	-19.36	V
LTE Band 71 / 5MHz / QPSK / RB Size 1 Offset 0/ The Worst Test Results for Middle							
Frequency(MHz)	S G.Lev (dBm)	Ant(dBi)	Loss	PMea	Limit	Margin	Polarity
				(dBm)	(dBm)	(dBm)	
1361.11	-34.02	8.17	9.34	-35.19	-13.00	-22.19	H
2041.49	-34.98	9.53	10.42	-35.87	-13.00	-22.87	H
2722.07	-32.46	11.27	11.12	-32.31	-13.00	-19.31	H
1361.11	-34.82	8.17	9.34	-35.99	-13.00	-22.99	V
2041.49	-35.18	9.53	10.42	-36.07	-13.00	-23.07	V
2722.07	-31.76	11.27	11.12	-31.61	-13.00	-18.61	V
LTE Band 71 / 5MHz / QPSK / RB Size 1 Offset 0/ The Worst Test Results for Highest							
Frequency(MHz)	S G.Lev (dBm)	Ant(dBi)	Loss	PMea	Limit	Margin	Polarity
				(dBm)	(dBm)	(dBm)	
1390.80	-34.64	8.17	9.34	-35.81	-13.00	-22.81	H
2085.85	-35.36	9.53	10.42	-36.25	-13.00	-23.25	H
2781.99	-32.87	11.27	11.12	-32.72	-13.00	-19.72	H
1390.80	-34.78	8.17	9.34	-35.95	-13.00	-22.95	V
2085.85	-34.16	9.53	10.42	-35.05	-13.00	-22.05	V
2781.99	-32.12	11.27	11.12	-31.97	-13.00	-18.97	V



LTE Band 71 / 10MHz / QPSK / RB Size 1 Offset 0/ The Worst Test Results for Lowest							
Frequency(MHz)	S G.Lev (dBm)	Ant(dBi)	Loss	PMea	Limit	Margin	Polarity
				(dBm)	(dBm)	(dBm)	
1336.20	-34.58	8.17	9.34	-35.75	-13.00	-22.75	H
2004.00	-35.21	9.53	10.42	-36.10	-13.00	-23.10	H
2671.99	-32.21	11.27	11.12	-32.06	-13.00	-19.06	H
1336.20	-35.41	8.17	9.34	-36.58	-13.00	-23.58	V
2004.00	-35.08	9.53	10.42	-35.97	-13.00	-22.97	V
2671.99	-32.15	11.27	11.12	-32.00	-13.00	-19.00	V
LTE Band 71 / 10MHz / QPSK / RB Size 1 Offset 0/ The Worst Test Results for Middle							
Frequency(MHz)	S G.Lev (dBm)	Ant(dBi)	Loss	PMea	Limit	Margin	Polarity
				(dBm)	(dBm)	(dBm)	
1360.89	-33.46	8.17	9.34	-34.63	-13.00	-21.63	H
2041.67	-34.64	9.53	10.42	-35.53	-13.00	-22.53	H
2721.73	-32.83	11.27	11.12	-32.68	-13.00	-19.68	H
1360.89	-35.62	8.17	9.34	-36.79	-13.00	-23.79	V
2041.67	-35.22	9.53	10.42	-36.11	-13.00	-23.11	V
2721.73	-31.94	11.27	11.12	-31.79	-13.00	-18.79	V
LTE Band 71 / 10MHz / QPSK / RB Size 1 Offset 0/ The Worst Test Results for Highest							
Frequency(MHz)	S G.Lev (dBm)	Ant(dBi)	Loss	PMea	Limit	Margin	Polarity
				(dBm)	(dBm)	(dBm)	
1386.16	-34.59	8.17	9.34	-35.76	-13.00	-22.76	H
2079.16	-34.30	9.53	10.42	-35.19	-13.00	-22.19	H
2722.20	-33.38	11.27	11.12	-33.23	-13.00	-20.23	H
1386.16	-35.65	8.17	9.34	-36.82	-13.00	-23.82	V
2079.16	-34.15	9.53	10.42	-35.04	-13.00	-22.04	V
2722.20	-32.32	11.27	11.12	-32.17	-13.00	-19.17	V



LTE Band 71 / 15MHz / QPSK / RB Size 1 Offset 0/ The Worst Test Results for Lowest							
Frequency(MHz)	S G.Lev (dBm)	Ant(dBi)	Loss	PMea	Limit	Margin	Polarity
				(dBm)	(dBm)	(dBm)	
1340.74	-33.72	8.17	9.34	-34.89	-13.00	-21.89	H
2010.61	-34.17	9.53	10.42	-35.06	-13.00	-22.06	H
2682.09	-33.30	11.27	11.12	-33.15	-13.00	-20.15	H
1340.74	-35.10	8.17	9.34	-36.27	-13.00	-23.27	V
2010.61	-34.98	9.53	10.42	-35.87	-13.00	-22.87	V
2682.09	-33.11	11.27	11.12	-32.96	-13.00	-19.96	V
LTE Band 71 / 15MHz / QPSK / RB Size 1 Offset 0/ The Worst Test Results for Middle							
Frequency(MHz)	S G.Lev (dBm)	Ant(dBi)	Loss	PMea	Limit	Margin	Polarity
				(dBm)	(dBm)	(dBm)	
1361.09	-33.56	8.17	9.34	-34.73	-13.00	-21.73	H
2041.44	-34.38	9.53	10.42	-35.27	-13.00	-22.27	H
2722.06	-33.29	11.27	11.12	-33.14	-13.00	-20.14	H
1361.09	-35.47	8.17	9.34	-36.64	-13.00	-23.64	V
2041.44	-34.60	9.53	10.42	-35.49	-13.00	-22.49	V
2722.06	-31.93	11.27	11.12	-31.78	-13.00	-18.78	V
LTE Band 71 / 15MHz / QPSK / RB Size 1 Offset 0/ The Worst Test Results for Highest							
Frequency(MHz)	S G.Lev (dBm)	Ant(dBi)	Loss	PMea	Limit	Margin	Polarity
				(dBm)	(dBm)	(dBm)	
1381.03	-34.02	8.17	9.34	-35.19	-13.00	-22.19	H
2070.76	-35.06	9.53	10.42	-35.95	-13.00	-22.95	H
2761.75	-32.45	11.27	11.12	-32.30	-13.00	-19.30	H
1381.03	-35.96	8.17	9.34	-37.13	-13.00	-24.13	V
2070.76	-34.66	9.53	10.42	-35.55	-13.00	-22.55	V
2761.75	-31.90	11.27	11.12	-31.75	-13.00	-18.75	V



LTE Band 71 / 20MHz / QPSK / RB Size 1 Offset 0/ The Worst Test Results for Lowest							
Frequency(MHz)	S G.Lev (dBm)	Ant(dBi)	Loss	PMea	Limit	Margin	Polarity
				(dBm)	(dBm)	(dBm)	
1345.97	-34.72	8.17	9.34	-35.89	-13.00	-22.89	H
2019.03	-34.69	9.53	10.42	-35.58	-13.00	-22.58	H
2692.01	-33.41	11.27	11.12	-33.26	-13.00	-20.26	H
1345.97	-35.62	8.17	9.34	-36.79	-13.00	-23.79	V
2019.03	-33.81	9.53	10.42	-34.70	-13.00	-21.70	V
2692.01	-31.85	11.27	11.12	-31.70	-13.00	-18.70	V
LTE Band 71 / 20MHz / QPSK / RB Size 1 Offset 0/ The Worst Test Results for Middle							
Frequency(MHz)	S G.Lev (dBm)	Ant(dBi)	Loss	PMea	Limit	Margin	Polarity
				(dBm)	(dBm)	(dBm)	
1360.87	-34.90	8.17	9.34	-36.07	-13.00	-23.07	H
2041.26	-34.07	9.53	10.42	-34.96	-13.00	-21.96	H
2721.92	-32.61	11.27	11.12	-32.46	-13.00	-19.46	H
1360.87	-35.08	8.17	9.34	-36.25	-13.00	-23.25	V
2041.26	-34.40	9.53	10.42	-35.29	-13.00	-22.29	V
2721.92	-32.89	11.27	11.12	-32.74	-13.00	-19.74	V
LTE Band 71 / 20MHz / QPSK / RB Size 1 Offset 0/ The Worst Test Results for Highest							
Frequency(MHz)	S G.Lev (dBm)	Ant(dBi)	Loss	PMea	Limit	Margin	Polarity
				(dBm)	(dBm)	(dBm)	
1376.05	-33.87	8.17	9.34	-35.04	-13.00	-22.04	H
2063.92	-35.23	9.53	10.42	-36.12	-13.00	-23.12	H
2751.91	-32.90	11.27	11.12	-32.75	-13.00	-19.75	H
1376.05	-35.14	8.17	9.34	-36.31	-13.00	-23.31	V
2063.92	-35.24	9.53	10.42	-36.13	-13.00	-23.13	V
2751.91	-32.98	11.27	11.12	-32.83	-13.00	-19.83	V



APPENDIX-PHOTOS OF TEST SETUP

Note: See test photos in setup photo document for the actual connections between Product and support equipment.

※※※※END OF THE REPORT※※※※※