

BWR132B-A1(WCB006-A1)with voice

Manual Instruction



Editor:


Reviewer:

Functions:



1. Bed control




Head:  Press the button, the head part lift up. If release the button, it will stop.



Press the button, the head part lift down. If release the button, it will stop.




Foot:  Press the button, the foot part lift down. If release the button, it will stop.



If release the button, it will stop.

Press the button, the foot part lift down.



Massage:  When it is turned on, the head massage has a low intensity, and each time it is pressed, it will be cycled through low, medium, high, and off;



When it is turned on, the foot massage has a low intensity, and each time it is pressed, it will be cycled through low, medium, high, and off;

2、 Memory:

When the bed goes to a comfortable position, long press the button for 3s, when the button flashed 3S, the position is successfully memorized.




ZG,TV,READ,SLEEP,4 memory locations;

3、 Reset



Press the button, all motors will be closed. During the operation, if press any button controlling motors, the “reset” will stop.



4、 One key to open the head and feet

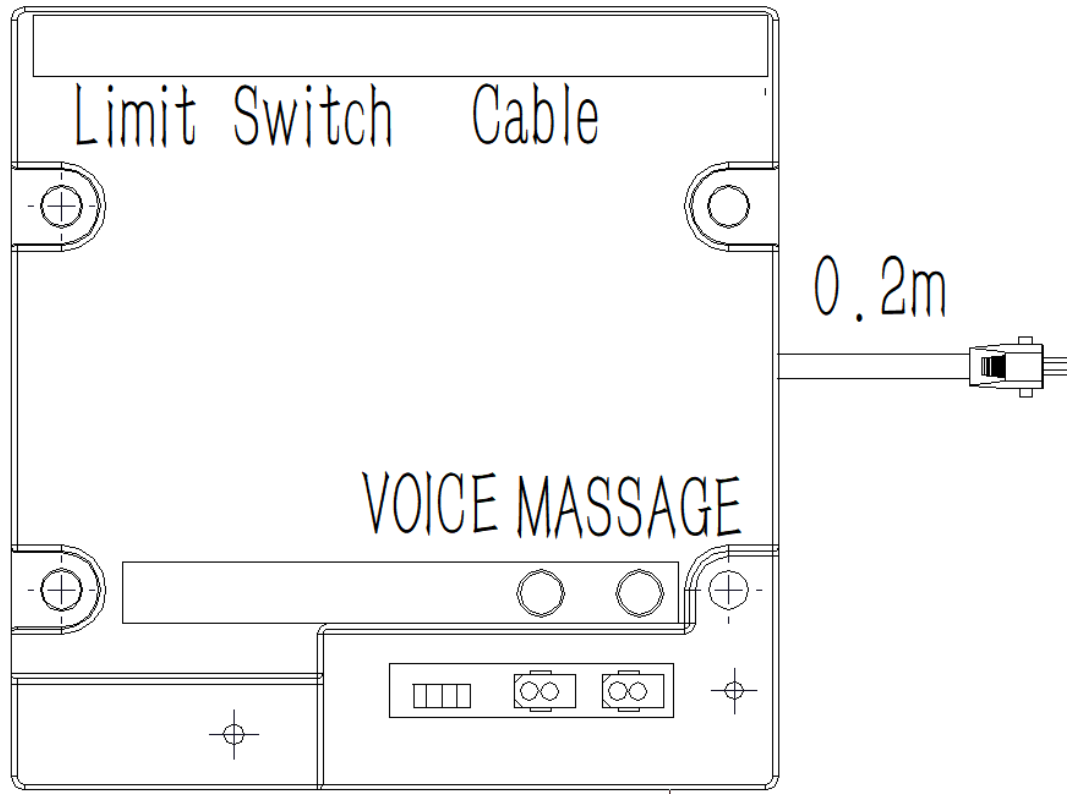
Click the button, head part / foot part will lift up automatically. During the operation, if press any button controlling motors, it will stop.



5、 Pause

Press the button, motors will stop working.

Control box model:WCB006-A1,The structure and wiring are as follows:



Voice module function

	指令	动作
1	Zero G mode	Head and foot automatically open to maximum
2	Flat mode	Head and foot automatically lie flat
3	TV mode	Watch tv custom location
4	Read mode	Read custom location
5	Sleep mode	Sleep custom location
6	All stop	Pause
7	Head up	Head automatically opens to the maximum
8	Foot up	Foot automatically opens to the maximum
9	Head stop	Head open stop
10	Foot stop	Foot open stop
11	Head down	Head lie flat
12	Foot down	Foot lie flat
13	Head massage	Start head massage
14	Foot massage	Start Foot massage
15	Massage stop	The massage stops and the head foot motor are closed at the same time
16	Hey Alpha	Wake 1
17	Hey Beta	Wake 2

FCC Compliance Statements

This device complies with Part 15 of the FCC Rules. Operation is subject to the following two conditions: (1) this device may not cause harmful interference, and (2) this device must accept any interference received, including interference that may cause

undesired operation.

Caution: Changes or modifications not expressly approved by the party responsible for compliance could void the user's authority to operate the equipment.

Note: This equipment has been tested and found to comply with the limits for a Class B digital device, pursuant to Part 15 of the FCC Rules. These limits are designed to provide reasonable protection against harmful interference in a residential installation. This equipment generates, uses and can radiate radio frequency energy and, if not installed and used in accordance with the instructions, may cause harmful interference to radio communications. However, there is no guarantee that interference will not occur in a particular installation.

If this equipment does cause harmful interference to radio or television reception, which can be determined by turning the equipment off and on, the user is encouraged to try to correct the interference by one or more of the following measures:

- Reorient or relocate the receiving antenna.
- Increase the separation between the equipment and receiver.
- Connect the equipment into an outlet on a circuit different from that to which the receiver is connected.
- Consult the dealer or an experienced radio/TV technician for help.

RF Exposure Compliance

This equipment complies with FCC radiation exposure limits set forth for an uncontrolled environment. This transmitter must not be co-located or operating in conjunction with any other antenna or transmitter.