

TONEMAC N8

**TONEMAC N8 Bluetooth
Headphones**

USER MANUAL

CONTENTS

English User Manual	1 - 8
Important Safety Precautions	2-3
Introducing	4
Quick Start	5
Controls & Charing	6
Specifications & Warranty	7-8

Welcome!

TONEMAC offers 12 months of global manufacturer's warranty and 90 days refund policy to make sure that every customer can buy without worry.

If you have any questions about our products or services, please feel free to contact us via the following email:

Supports@tangmai.com.cn

(Please send in your buying details which included shop name, order ID, your address, etc.)

www.tonemac.com

 @Tangmai Audio

 @tangmai.audio

 @Tangmai Audio

Printed in China

WARNING FOR HEADPHONES

For safe and correct use of earphones, read this manual before use. Keep the manual and safety information in a convenient place for future reference.

IMPORTANT SAFETY PRECAUTIONS

Before using this product, please read and save the enclosed warnings and safety instructions.

The possible results of incorrect use are marked by one of the two symbols—"WARNING" and "CAUTION"—depending on the imminence of the danger and the severity of the damage.

1. **WARNING** -Ignoring these warnings may cause severe injury or death as a result of an incorrect operation
2. **CAUTION** -Ignoring these cautions may cause moderate injury or property damage as a result of incorrect operation.

WARNING

- Listening to audio at excessive volumes can cause permanent hearing damage, Overexposure to excessive sound levels can damage your ears resulting in permanent noise-induced hearing loss (NIHL). Please use the following guidelines established by the Occupational Safety Health Administration (OSHA) on maximum time exposure to sound pressure levels before hearing damage occurs.

90 dB SPL	at 8 hours	95 dB SPL	at 4 hours
100 dB SPL	at 2 hours	105 dB SPL	at 1 hour
110 dB SPL	at 30 minutes	115 dB SPL	at 15 minutes
120 dB SPL	Avoid or damage may occur		

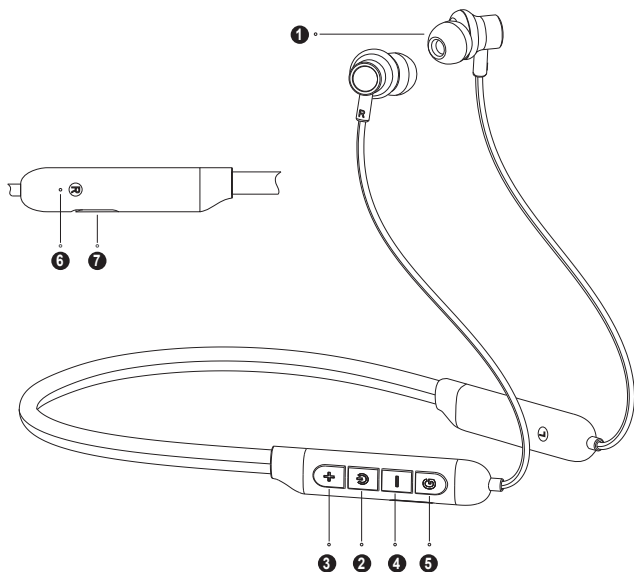
- Focus on your safety and that of others if you use the headphones while engaging in any activity requiring your attention, e.g., while riding a bicycle or walking in or near traffic, a construction site or railroad, etc. Remove the headphones or adjust your volume to ensure you can hear surrounding sounds, including alarms and warning signals.

IMPORTANT SAFETY PRECAUTIONS

- Use caution and follow applicable laws regarding mobile phone and headphone use if using the headphones for phone calls while driving. Some jurisdictions impose specific limitations on using such products while driving. **DON'T** use the headphones for any other purpose while driving.
- Keep this product and its accessories out of reach of children under age 3. Handling or using by children may pose a risk of death or serious injury. Contains small parts and cords that may pose the risk of choking or strangulation.
- Do not place any naked flame sources on or near the headphones, such as lighted candles.

CAUTION

- Do not attempt to modify this product. Doing so could result in personal injury and/or product failure.
- Do not drop, sit on or allow the headphones to be immersed in water, otherwise, the headphone's failures may result.
- Do not be subject to extreme force and do not pull on the cable or failures may result.
- Keep the microphone dry and avoid exposure to extreme temperatures and humidity.
- Stop using the earphones immediately if they are causing great discomfort, irritation, rash, discharge, or any other uncomfortable reaction.
- If you are currently receiving ear treatment, consult your physician before using this device.

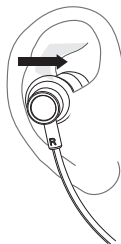


- | | | |
|--------------------------------|-------------------------|-------------------|
| ① Ear Tips | ② Multi-Function Button | ③ Volume + Button |
| ④ Volume - Button | ⑤ Mode Button | |
| ⑥ Microphone / Indicator Light | ⑦ USB-C Charging Port | |

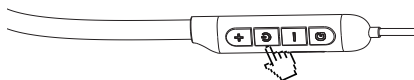
1. Carefully insert into your ear and adjust the angle.

The "L" icon indicates that the earbud should be worn on your left ear

The "R" icon indicates that the earbud should be worn on your right ear



2. Press and hold the MF button 2-3 seconds until the indicator LED blinks red and white



Power on - pairing

3. Turn on Bluetooth on your devices and choose TONEMAC N8
4. Enjoy your music after the indication voice "Connected" and the LED blinks white.

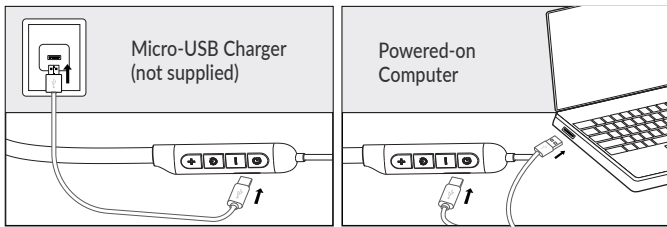


Connected

CONTROLS

Playback Actions	Button Control
Play / Pause:	Click the multi-function once
Per. / Next Track:	Press the volume + / - 2 seconds
Volume Up / Down:	Click volume + / - once
Phone Call Actions	Button Control
Answer / End a Call:	Click the multi-function once
Decline a Call:	Click the multi-function twice
Device Actions	Button Control
Power On / Off:	Press and hold the multi-function 2-3 seconds
Switch Mode:	Click the mode button once
Voice Assistant:	Click the multi-function twice

CHARGING



1. Connect the small end of the USB-C Charging Cable to the USB-C port on the headphones.
2. Connect the other end to a USB charger or powered-on computer.

Indicates	LED
Low battery	Flash Red
Charing	Flash Red
Full charged	Solid White

SPECIFICATIONS

Model	TONEMAC N8
Bluetooth Version	5.2
Bluetooth Profile	HSP / HFP / A2DP / AVRCP
Audio Codec Format	SBC / AAC
Bluetooth Range	10 m (33 ft)
Playing Time	40 hours in 50% volume
Charging Time	2 hours
Driver Size	10 mm
Frequency Response	20 Hz – 20 kHz

Limited Warranty

TONEMAC Technology Co., Ltd ("TONEMAC") warrants this product against defects in material or workmanship for the periods and as set forth below when purchased directly from TONEMAC or TONEMAC Retailer. Under this Limited Warranty, TONEMAC will, at its option, (i) repair the product using new or refurbished parts or (ii) replace the product with a new or refurbished product. For purposes of this Limited Warranty, "refurbished" means a product or part that has been returned to its original specifications. In the event of a defect, these are your exclusive remedies.

For 1 year from the original date of purchase of the product ("Labor Warranty"), TONEMAC will, at its option, repair or replace with a new or refurbished product, the product determined to be defective.

This warranty is not transferable. This warranty does not apply in cases of abuse or misuse of the product, use contrary to TONEMAC's instruction, ordinary wear, and tear, an act of God, negligent use, purchase from a party other than TONEMAC or a TONEMAC-authorized reseller, unauthorized repair, or modification of the product.

ALL IMPLIED WARRANTIES OF MERCHANTABILITY OR FITNESS FOR A PARTICULAR PURPOSE ARE HEREBY DISCLAIMED TO THE EXTENT PERMITTED UNDER APPLICABLE LAWS AND, TO THE EXTENT NOT PERMITTED, ARE HEREBY LIMITED TO THE DURATION AND TERMS OF THIS WARRANTY. TONEMAC ALSO HEREBY DISCLAIMS ALL LIABILITY FOR INCIDENTAL, SPECIAL, OR CONSEQUENTIAL DAMAGES.

Some states do not allow limitations on how long an implied warranty lasts or the exclusion or limitation of incidental or consequential damages, so the above limitation may not apply to you. This warranty gives you specific legal rights, and you may have other rights which vary from state to state.

This warranty does not restrict the rights of the consumer mandated under applicable laws.



FCC Warning Statement

Changes or modifications not expressly approved by the party responsible for compliance could void the user's authority to operate the equipment. This equipment has been tested and found to comply with the limits for a Class B digital device, pursuant to Part 15 of the FCC Rules. These limits are designed to provide reasonable protection against harmful interference in a residential installation. This equipment generates uses and can radiate radio frequency energy and, if not installed and used in accordance with the instructions, may cause harmful interference to radio communications. However, there is no guarantee that interference will not occur in a particular installation. If this equipment does cause harmful interference to radio or television reception, which can be determined by turning the equipment off and on, the user is encouraged to try to correct the interference by one or more of the following measures:

- Reorient or relocate the receiving antenna.
- Increase the separation between the equipment and receiver.
- Connect the equipment into an outlet on a circuit different from that to which the receiver is connected.
- Consult the dealer or an experienced radio/TV technician for help.

This device complies with part 15 of the FCC Rules. Operation is subject to the following two conditions: (1) This device may not cause harmful interference, and (2) this device must accept any interference received, including interference that may cause undesired operation.

The device has been evaluated to meet general RF exposure requirement.



TONEMAC hereby declares that this product is in compliance with the essential requirements and other relevant provisions of Directive 2014/53/EU and all other applicable EU directive requirements.

This device contains licence-exempt transmitter(s)/receiver(s) that comply with Innovation, Science and Economic Development Canada's licence-exempt RSS(s). Operation is subject to the following two conditions:

- (1) This device may not cause interference.
- (2) This device must accept any interference, including interference that may cause undesired operation of the device.

L'émetteur/récepteur exempt de licence contenu dans le présent appareil est conforme aux

CNR d'Innovation, Sciences et Développement économique Canada applicables aux appareils radio exempts de licence. L'exploitation est autorisée aux deux conditions suivantes :

- 1) L'appareil ne doit pas produire de brouillage;
- 2) L'appareil doit accepter tout brouillage radioélectrique subi, même si le brouillage est susceptible d'en compromettre le fonctionnement.