

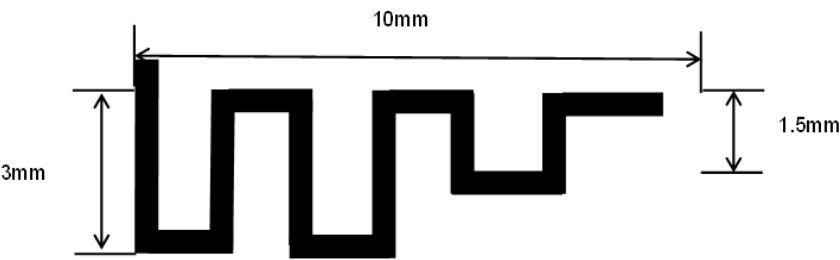
Antenna describe

1. Antenna describe:

Antenna plate	PCB antenna
Antenna gain	0dBi
Frequency range	2.4GHZ-2.483GHZ
Connector type	direct

2.External view drawing:

Picture of antenna

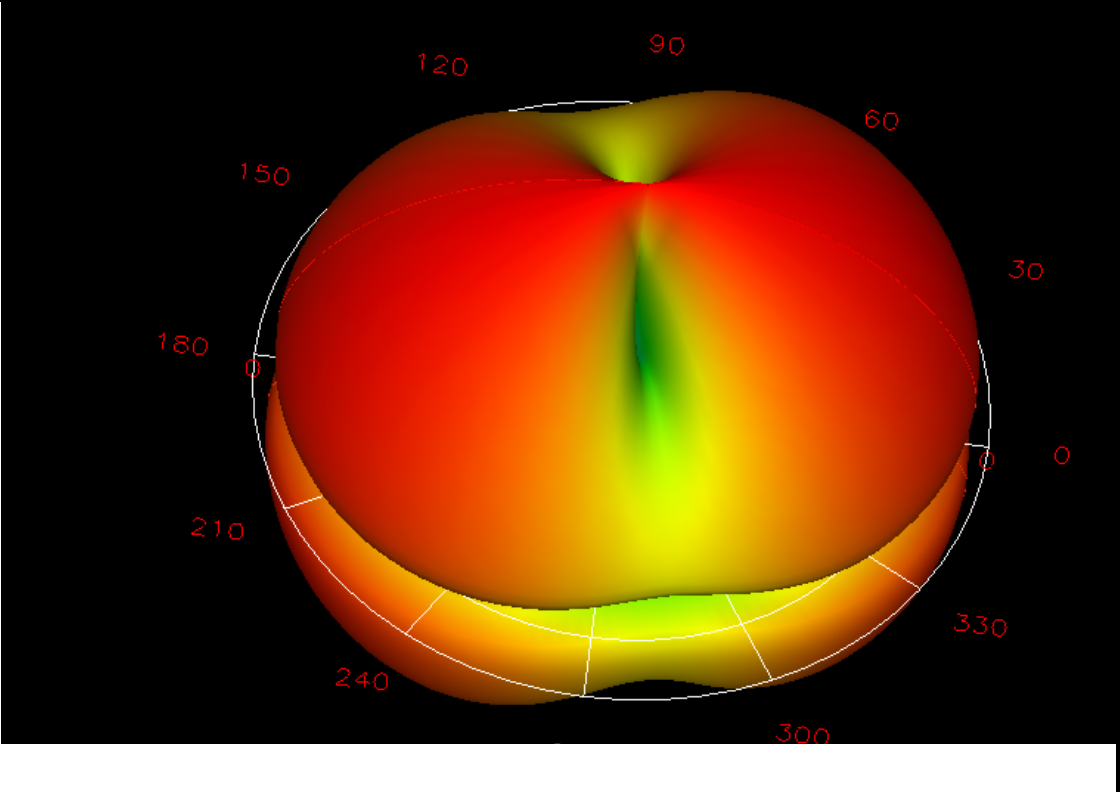


3. Antenna Radiation Pattern

Radiation pattern@2.402GHZ

Total Average Gain:-0.475dbi

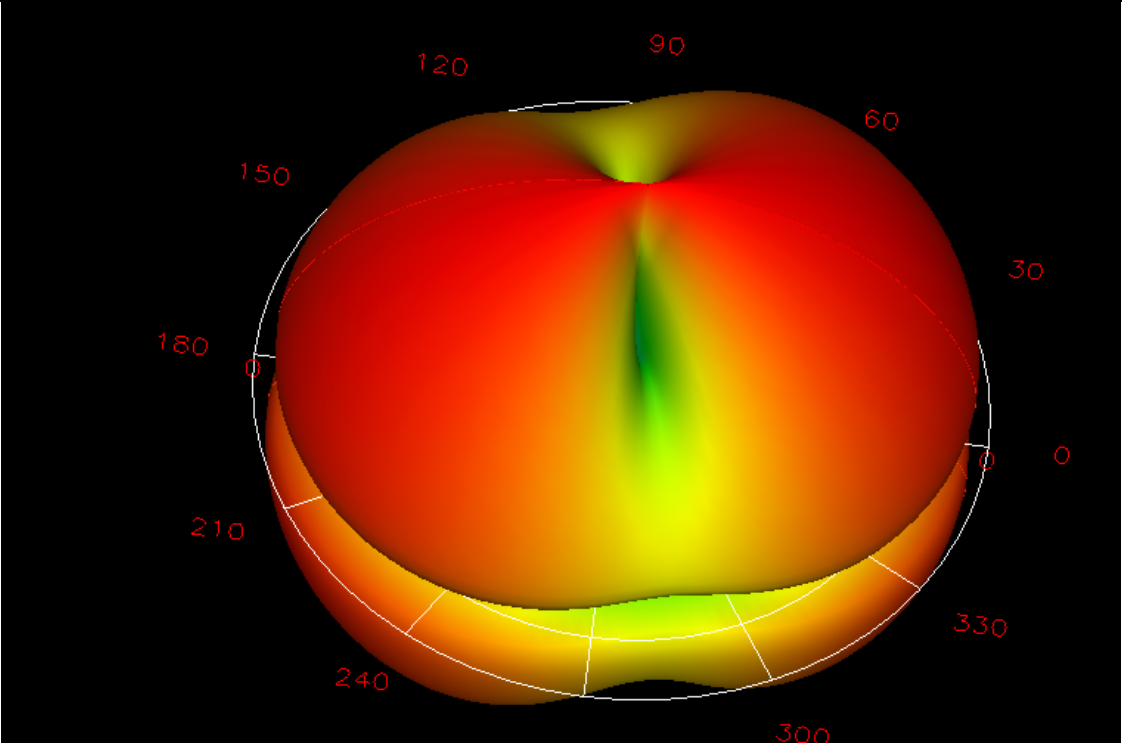
Phi	0	45	90	135	180	235	270	315
Gain	-0.1	-0.3	-0.8	-0.5	-0.2	-0.6	-0.8	-0.5



Radiation pattern@2.441GHZ

Total Average Gain:-0.275dbi

Phi \ Gain	0	45	90	135	180	235	270	315
	0	-0.1	-0.3	-0.6	-0.1	-0.2	-0.6	-0.4



Radiation pattern@2.480GHZ

Total Average Gain:-0.237dbi

Phi	0	45	90	135	180	235	270	315
Gain	0	-0.1	-0.2	-0.5	-0.2	-0.3	-0.6	-0.2

