

ANNEX A TEST SETUP PHOTOS

PHOTO 1

Photo of Power Line
Conducted Emission
Test




PHOTO 2

Photo of Radiated
Emission Test
(below 1GHz)





PHOTO 3

Photo of Radiated
Emission Test
(above 1GHz)



--- End ---