

100mm

80mm

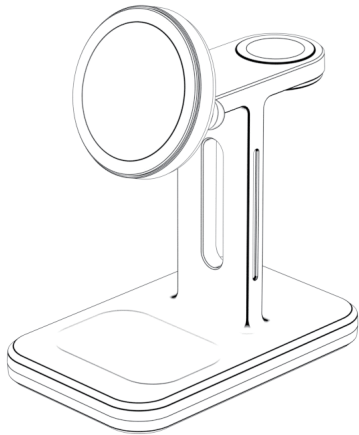
80mm

80mm

80mm

80mm

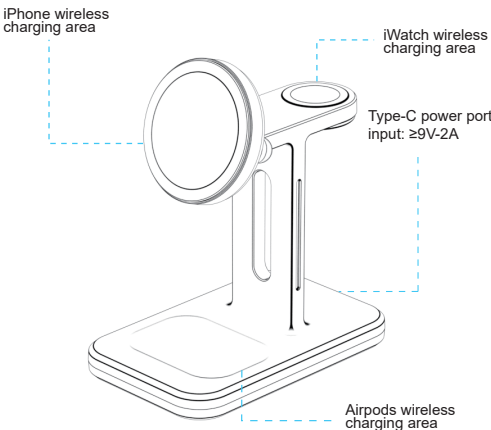
Multi-function wireless charger
Instruction Manual



One. Product Introduction

This product is a 3-in-1 fast wireless charger that simultaneously wirelessly charges iPhones, iWatch, AirPods . This product is a convenient and practical intelligent electronic device.

This product easy to store and carry; Open the charging panel state can charge multiple devices at the same time. You can charge your device wirelessly by placing it in the charging zone. You can put the phone vertically or horizontally, without affecting the charging of the phone. You can also video chat or watch your favorite movie or TV while charging.

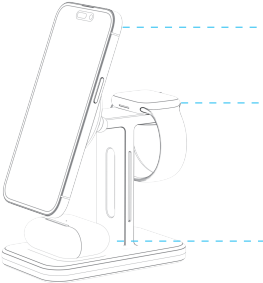


Two. Specification Parameters

Product Name	3 in 1 Wireless Charging Station
Mode of Use	Horizontally,Vertically
Material	Aluminum Alloy,Metallic Paint,Silicone & PC Panel etc
Color	White, Black
Interface	Type-C
Input Current	≥9V-2A
iPhone Output	15W/10W/7.5W/5W
iWatch Output	2.5W
Airpods	3W
Dimension	120*106.5*13mm
Compatibility	iPhone,iWatch,Airpods

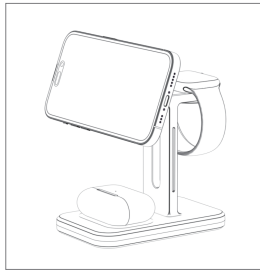
Three. Operation Steps

- When wireless charging other devices, please first power the product through the equipped charging cable.
- When charging a device such as a iPhone, iWatch or Airpods, place the iPhone, iWatch or Airpods flat in the charging area, start charging the device; When fully charged, you can directly remove the device; During charging, if the device needs to terminate charging, it can be removed directly.



After the product is connected to the power supply, the iPhone, iWatch and Airpods can be charged after being put down

3. When the product is turned over, the iPhone can be placed horizontally or vertically to charge.



Four. Precautions

- Do not immerse the product in water to avoid short circuit of the internal circuit.
- Do not disassemble or break the product by yourself, so as not to cause product damage.
- Please keep the product away from flammable and explosive liquids, gases or explosives.
- Do not place magnetic cards, magnetic strip media and precision machinery too close to the product.
- To better experience this product, please use a legitimate wall charger and cable.

FCC Warning

This device complies with part 15 of the FCC Rules. Operation is subject to the following two conditions: (1) This device may not cause harmful interference, and (2) this device must accept any interference received, including interference that may cause undesired operation.

Any changes or modifications not expressly approved by the party responsible for compliance could void the user's authority to operate the equipment.

NOTE: This equipment has been tested and found to comply with the limits for a Class B digital device, pursuant to Part 15 of the FCC Rules. These limits are designed to provide reasonable protection against harmful interference in a residential installation. This equipment generates, uses and can radiate radio frequency energy and, if not installed and used in accordance with the instructions, may cause harmful interference to radio communications. However, there is no guarantee that interference will not occur in a particular installation.

If this equipment does cause harmful interference to radio or television reception, which can be determined by turning the equipment off and on, the user is encouraged to try to correct the interference by one or more of the following measures:

- Reorient or relocate the receiving antenna.
- Increase the separation between the equipment and receiver.
- Connect the equipment into an outlet on a circuit different from that to which the receiver is connected.
- Consult the dealer or an experienced radio/TV technician for help.

FCC Radiation Exposure Statement

This equipment complies with FCC radiation exposure limits set forth for an uncontrolled environment. This equipment should be installed and operated with a minimum distance of 20 cm between the radiator and your body.



Product Warranty Card

Dear users, thank you for purchasing our products. In order to better serve you, please carefully read, fill in and properly keep this warranty card after purchasing the product.

User name		Contacts	
User address			
Product name		Product model	
Email		Purchase date	
Maintenance record	Date	Maintenance and treatment	

Warranty Description:

- Since the date of your purchase of the product, if it is not artificially damaged or damaged, our company will provide free maintenance service within one year.
- During product maintenance, please properly send (mail) this warranty card together with the purchased products back to our after-sales service department for maintenance.
- For maintenance not caused by product quality, such as damage caused by improper use, man-made collision, falling and other reasons, our company will charge the cost of maintenance and replacement parts.

*Our company has the final right to interpret this instruction