



单张纸(风琴式折叠)

版 本	修改内容	修改日期
R01/00		

----- 虚线为折线

PISEN StandBy 120W集合充电站(美规版) (TP-C119)_说明书
成品尺寸:50*80mm 展开尺寸:300*80mm, 材质:128G双铜纸 , 双面印刷, 1C, 风琴折

PISEN-StandBy 120W Desktop Charger (TP-C119)

User Manual

Thanks for purchasing the PISEN–StandBy 120W Desktop Charger. Please read this manual thoroughly to ensure safe and optimal use. Keep it handy for future reference.

Specifications

PISEN–StandBy 120W Desktop Charger	
Model	TP–C119
Input	100–240V~ 50/60Hz 2.5A Max
Output	USB–C1/C2:5V 3A 9V 3A 12V 3A 15V 3A 20V 5A(100W Max) USB–C3:5V 3A 9V 3A 12V 2.5A 15V 2A 20V 1.5A(30W Max) USB–A:5V 2A(10W Max) Phone Wireless Charging:5W/7.5W/10W/15W Watch/Earphone Wireless Charging:3W Max USB–C1+USB–C2:45W+45W(110W Max) USB–C1/C2+USB–C3:65W+30W(95W Max) USB–C1/C2+Phone Wireless Charging: 100W+15W(115W Max) USB–C1/C2+Watch/Earphone Wireless Charging:100W+5W(105W Max) USB–C3+Phone Wireless Charging: 30W+15W(45W Max) USB–C1+USB–C2+USB–C3: 45W+45W+20W(110W Max) USB–C2+USB–C3+USB–A: 65W+30W+10W(105W Max) USB–C3+USB–A+Phone Wireless Charging: 30W+10W+15W(55W Max) USB–A+Phone Wireless Charging+Watch/ Earphone Wireless Charging: 10W+15W+5W(30W Max)

1

Output	USB–C1+USB–C2+USB–A: 65W+30W+10W(105W Max) USB–C1+USB–C2+Phone Wireless Charging: 65W+30W+15W(110W Max) USB–C1+USB–C2+Watch/Earphone Wireless Charging:65W+45W+5W(115W Max) USB–C2+USB–C3+Phone Wireless Charging: 65W+30W+15W(110W Max) USB–C2+USB–C3+Watch/Earphone Wireless Charging:65W+30W+5W(100W Max) USB–C1+USB–C2+USB–C3+USB–A: 45W+30W+30W+10W(115W Max) USB–C1+USB–C2+USB–A+Phone Wireless Charging:65W+30W+10W+15W(120W Max) USB–C1+USB–C2/C3+Phone Wireless Charging+Watch/Earphone Wireless Charging: 65W+30W+15W+5W(115W Max) USB–C1+USB–C2+USB–A+Watch/ Earphone Wireless Charging: 65W+30W+10W+15W(120W Max) USB–C2+USB–C3+USB–A+Phone Wireless Charging:65W+30W+10W+15W(120W Max) USB–C3+USB–A+Phone Wireless Charging+ Watch/Earphone Wireless Charging: 30W+10W+15W+5W(60W Max) USB–C1+USB–C3+USB–A+Phone Wireless Charging:45W+30W+10W+15W(100W Max) USB–C1+USB–C2+USB–C3+USB–A+ Phone Wireless Charging: 45W+30W+20W+10W+15W(120W Max) USB–C2+USB–C3+USB–A+Phone Wireless Charging+Watch/Earphone Wireless Charging: 30W+30W+10W+15W+5W(90W Max) USB–C1+USB–C2+USB–A+Phone Wireless Charging+Watch/Earphone Wireless Charging: 45W+30W+10W+15W+5W(105W Max) USB–C1+USB–C2+USB–C3+Phone Wireless
--------	---

2

Output	Charging+Watch/Earphone Wireless Charging: 45W+30W+20W+15W+5W(115W Max) USB–C1+USB–C2+USB–C3+USB–A+Phone Wireless Charging+Watch/Earphone Wireless Charging:45W+20W+7.5W+5W+15W+5W (97.5W Max)(105W Max) USB–C1+USB–C2+USB–C3+Phone Wireless Charging+Watch/Earphone Wireless Charging: 45W+30W+20W+15W+5W(115W Max) USB–C1+USB–C2+USB–C3+USB–A+ Phone Wireless Charging+Watch/ Earphone Wireless Charging: 45W+20W+7.5W+5W+15W+5W (97.5W Max)
Size	66*66*108.5mm (26*26*42.72in)
Weight	Approx. 642g (22.65oz)(including power cord, excluding the USB–C cable)

3

Product Diagram

Mobile phone charging panel

Power switch

Type–C1 output

Type–C2 output

Type–C3 output

4

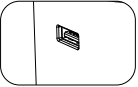

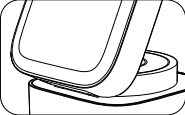

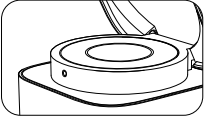
Watch/Earphone charging panel

Rotatable Platform

USB–A output port

Power input port

5

<div><p>Operating Instructions</p><p>Wired Charging</p><p>This charging station features 3 USB–C ports and 1 USB–A port, all supporting fast charging.</p><ol style="list-style-type: none">Connect the charging station to a wall outlet using the power cable.Connect your device to the charger via a charging cable.</div>	<div><p>Wireless Charging for Earbuds/Smartwatches</p><ol style="list-style-type: none">Connect the charging station to a power source.Open the phone wireless charging panel to expose the charging area for smartwatches and earbuds.Place your earbuds or smartwatch on the wireless charging panel to begin charging.</div>	<div><p>Warnings</p><ul style="list-style-type: none">Do not use this product on carpets, near heaters, on textiles, or in direct sunlight.Do not squeeze or puncture the product, as this may cause damage.Avoid placing the product in hot or humid environments.This product is not waterproof. Keep it away from fire, water, and corrosive liquids.The product may heat up during use — this is normal. Do not cover it with any objects.This product is only intended for charging smart devices (e.g., phones, laptops, tablets, smartwatches) and regular household appliances. Do not use it for other purposes.Do not connect or disconnect the charger with wet hands to avoid electric shock.Do not disassemble, modify, or repair the product yourself. If there is a malfunction, contact customer support.If you notice unusual heating, strange noises, or other anomalies during use, stop using the product immediately and contact customer support.If not in use for an extended period, store it in a dry, cool, and dust–free place.This product is not intended for use by children or individuals with impaired physical or mental abilities. Keep it out of children's reach.</div>	<div><p>FCC Statement</p><p>This equipment has been tested and found to comply with the limits for a Class B digital device, pursuant to part 15 of the FCC Rules. These limits are designed to provide reasonable protection against harmful interference in a residential installation. This equipment generates, uses and can radiate radio frequency energy and, if not installed and used in accordance with the instructions, may cause harmful interference to radio communications. However, there is no guarantee that interference will not occur in a particular installation. If this equipment does cause harmful interference to radio or television reception, which can be determined by turning the equipment off and on, the user is encouraged to try to correct the interference by one or more of the following measures:</p><ul style="list-style-type: none">Reorient or relocate the receiving antenna.Increase the separation between the equipment and receiver.Connect the equipment into an outlet on a circuit different from that to which the receiver is connected.Consult the dealer or an experienced radio/TV technician for help.</div>	<div><p>Caution: Any changes or modifications to this device not explicitly approved by manufacturer could void your authority to operate this equipment.</p><p>This device complies with part 15 of the FCC Rules. Operation is subject to the following two conditions: (1) This device may not cause harmful interference, and (2) this device must accept any interference received, including interference that may cause undesired operation.</p><p>RF Exposure Information</p><p>This equipment complies with FCC radiation exposure limits set forth for an uncontrolled environment. This equipment should be installed and operated with minimum distance 20cm between the radiator and your body.</p></div>	<div><p>PISEN®</p><p>Designed by Pisen Made in China Manufactured by: Guangdong PISEN Electronics Co., Ltd. Address: Building 5, 1st Floor, No. 9, Qinfu 1st Street, Liyue Nan Community, Henggang Town, Longgang District, Shenzhen City, Guangdong Province, China</p><p>PISEN® The brand belongs to Guangdong PISEN Electronics Co., Ltd.</p><p>For FAQs and additional support, visit: https://en.pisengroup.com</p><p>Contact: support@pisengroup.com</p><p>FC Qi2</p></div>
6	7	8	9	10	

封底

设计	曾倩倩	日期	2025-05-27	材料		成品规格	50*80mm	物料编码	物料名称: PISEN StandBy 120W集合充电站(美规版) (TP-C119)_说明书	
审核	唐粒书	日期	2025-05-27	工艺		单位	mm	品胜股份 PISEN SHARES		产品中心
批准	卢松	日期	2025-05-27	比例	1:1	公差	± 0.5mm			