

# FCC Test Report

Report No.: AGC14499240405FR03B

**FCC ID** : 2BCUQ-W610D

**APPLICATION PURPOSE** : Class II Permissive Change

**PRODUCT DESIGNATION** : Portable DECT Phone

**BRAND NAME** : **LINKVIL**

**MODEL NAME** : W610D, W610DP, W710P, W610P

**APPLICANT** : Fanvil Link Technology Co.,LTD

**DATE OF ISSUE** : Jun. 23, 2025

**STANDARD(S)** : FCC Part 15 Subpart C §15.247

**REPORT VERSION** : V1.0

Attestation Of Global Compliance (Shenzhen) Co., Ltd



Any report having not been signed by authorized approver, or having been altered without authorization, or having not been stamped by the "Dedicated Testing/Inspection Stamp" is deemed to be invalid. Copying or excerpting portion of, or altering the content of the report is not permitted without the written authorization of AGC. The test results presented in the report apply only to the tested sample. Any objections to report issued by AGC should be submitted to AGC within 15days after the issuance of the test report. Further enquiry of validity or verification of the test report should be addressed to AGC by agc01@agccert.com.

Attestation of Global Compliance(Shenzhen)Co., Ltd  
Attestation of Global Compliance(Shenzhen)Std & Tech Co., Ltd  
Tel: +86-755 2523 4088 E-mail: agc@agccert.com Web: <http://www.agccert.com/>



### Report Revise Record

Report Version	Revise Time	Issued Date	Valid Version	Notes
V1.0	/	Jun. 23, 2025	Valid	Initial Release

Note: The original test report AGC14499240405FR03 (dated Jun. 14, 2024 and tested from May 06, 2024~Jun. 12, 2024) was modified on Jun. 23, 2025, including the following changes and additions:

-Updated the names and addresses of the applicant and manufacturer

-Added a battery, see below for details:

Original:

Battery 1# Information	Model: YJ563170 Rated Voltage & Cap.: DC 3.8V 1900mA 7.22Wh Manufacturer name: YJ
------------------------	---

Increases:

Battery 2# Information	Model: 543171PN3 Rated Voltage & Cap.: DC 3.8V 1900mAh 7.22Wh Manufacturer name: Chongqing VDL New Energy Co., Ltd.
------------------------	---

For the above change (s), it is considered necessary to add the following tests:

Clause	Testing
§15.209	Radiated Emission
§15.207	AC Power Line Conducted Emission

Any report having not been signed by authorized approver, or having been altered without authorization, or having not been stamped by the "Dedicated Testing/Inspection Stamp" is deemed to be invalid. Copying or excerpting portion of, or altering the content of the report is not permitted without the written authorization of AGC. The test results presented in the report apply only to the tested sample. Any objections to report issued by AGC should be submitted to AGC within 15days after the issuance of the test report. Further enquiry of validity or verification of the test report should be addressed to AGC by agc01@agccert.com.

Attestation of Global Compliance(Shenzhen)Co., Ltd  
Attestation of Global Compliance(Shenzhen)Std & Tech Co., Ltd  
Tel: +86-755 2523 4088 E-mail: agc@agccert.com Web: <http://www.agccert.com/>

## Table of Contents

<b>1. General Information .....</b>	<b>4</b>
<b>2. Product Information .....</b>	<b>5</b>
2.1 Product Technical Description .....	5
2.2 Test Frequency List .....	5
2.3 Related Submittal(S) / Grant (S) .....	6
2.4 Test Methodology .....	6
2.5 Special Accessories .....	6
2.6 Equipment Modifications .....	6
2.7 Antenna Requirement.....	6
<b>3. Test Environment .....</b>	<b>7</b>
3.1 Address of the Test Laboratory .....	7
3.2 Test Facility .....	7
3.3 Environmental Conditions .....	8
3.4 Measurement Uncertainty .....	8
3.5 List of Equipment Use .....	9
<b>4. System Test Configuration.....</b>	<b>10</b>
4.1 EUT Configuration.....	10
4.2 EUT Exercise.....	10
4.3 Configuration of Tested System .....	10
4.4 Equipment Used In Tested System .....	10
4.5 Summary of Test Results .....	11
<b>5. Description of Test Modes .....</b>	<b>12</b>
<b>6. Radiated Spurious Emission .....</b>	<b>13</b>
6.1 Measurement Limit.....	13
6.2 Measurement Procedure.....	13
6.3 Measurement Setup (Block Diagram of Configuration) .....	16
6.4 Measurement Result .....	17
<b>7. AC Power Line Conducted Emission Test.....</b>	<b>49</b>
7.1 Measurement Limit.....	49
7.2 Measurement Setup (Block Diagram of Configuration) .....	49
7.3 Preliminary Procedure of Line Conducted Emission Test .....	50
7.4 Final Procedure of Line Conducted Emission Test.....	50
7.5 Measurement Results .....	50
<b>Appendix I: Photographs of Test Setup.....</b>	<b>60</b>
<b>Appendix II: Photographs of Test EUT .....</b>	<b>60</b>


Any report having not been signed by authorized approver, or having been altered without authorization, or having not been stamped by the “Dedicated Testing/Inspection Stamp” is deemed to be invalid. Copying or excerpting portion of, or altering the content of the report is not permitted without the written authorization of AGC. The test results presented in the report apply only to the tested sample. Any objections to report issued by AGC should be submitted to AGC within 15days after the issuance of the test report. Further enquiry of validity or verification of the test report should be addressed to AGC by agc01@agccert.com.

## 1. General Information

Applicant	Fanvil Link Technology Co.,LTD
Address	13th Floor, Building 2, Runzhi R&D Center, Xin'an Street, Bao'an District, Shenzhen, Guangdong, 518000 China
Manufacturer	Fanvil Link Technology Co.,LTD
Address	13th Floor, Building 2, Runzhi R&D Center, Xin'an Street, Bao'an District, Shenzhen, Guangdong, 518000 China
Product Designation	Portable DECT Phone
Brand Name	<b>LINKVIL</b>
Test Model	W610D
Series Model(s)	W610DP, W710P, W610P
Difference Description	Only the model names are different.
Date of receipt of test item	May 06, 2024
Date of Test	May 06, 2024~Jun. 12, 2024
Deviation from Standard	No any deviation from the test method
Condition of Test Sample	Normal
Test Result	Pass
Test Report Form No	AGCER-FCC-BLE-V1

Note: The test results of this report relate only to the tested sample identified in this report.

Prepared By



Bibo Zhang  
(Project Engineer)

Jun. 23, 2025

Reviewed By



Jack Gui  
(Reviewer)

Jun. 23, 2025

Approved By



Angela Li  
(Authorized Officer)

Jun. 23, 2025

Any report having not been signed by authorized approver, or having been altered without authorization, or having not been stamped by the "Dedicated Testing/Inspection Stamp" is deemed to be invalid. Copying or excerpting portion of, or altering the content of the report is not permitted without the written authorization of AGC. The test results presented in the report apply only to the tested sample. Any objections to report issued by AGC should be submitted to AGC within 15days after the issuance of the test report. Further enquiry of validity or verification of the test report should be addressed to AGC by agc01@agccert.com.

Attestation of Global Compliance(Shenzhen)Co., Ltd

Attestation of Global Compliance(Shenzhen)Std & Tech Co., Ltd

Tel: +86-755 2523 4088 E-mail: agc@agccert.com Web: <http://www.agccert.com/>

## 2. Product Information

### 2.1 Product Technical Description

Frequency Band	2400MHz-2483.5MHz
Operation Frequency Range	2402MHz-2480MHz
Bluetooth Version	V5.0
Modulation Type	BLE <input checked="" type="checkbox"/> GFSK 1Mbps <input checked="" type="checkbox"/> GFSK 2Mbps
Number of channels	40
Carrier Frequency of Each Channel	40 Channels (37 Data channels + 3 advertising channels)
Channel Separation	2 MHz
Maximum Transmitter Power	Bluetooth LE (1Mbps): 0.940 dBm (0.001W) Bluetooth LE (2Mbps): 0.735 dBm (0.001 W)
Hardware Version	V1.0
Software Version	T0.4.8.5
Antenna Designation	Integral Antenna
Antenna Gain	3.7dBi
Power Supply	DC 3.8V, 1900mAh by battery or charging for DC 5V by adapter

### 2.2 Test Frequency List

Frequency Band	Channel Number	Test Frequency
2400~2483.5MHz	0	2402 MHz
	1	2404 MHz
	:	:
	19	2440MHz
	:	:
	38	2478 MHz
	39	2480 MHz
Note: $f = 2402 + 2 \times k$ MHz, $k = 0, \dots, 39$ $f$ is the operating frequency (MHz); $k$ is the operating channel.		

Any report having not been signed by authorized approver, or having been altered without authorization, or having not been stamped by the "Dedicated Testing/Inspection Stamp" is deemed to be invalid. Copying or excerpting portion of, or altering the content of the report is not permitted without the written authorization of AGC. The test results presented in the report apply only to the tested sample. Any objections to report issued by AGC should be submitted to AGC within 15days after the issuance of the test report. Further enquiry of validity or verification of the test report should be addressed to AGC by agc01@agccert.com.

### 2.3 Related Submittal(S) / Grant (S)

This submittal(s) (test report) is intended for FCC ID: **2BCUQ-W610D**, filing to comply with Part 2, Part 15 of the Federal Communication Commission rules.

### 2.4 Test Methodology

The tests were performed according to following standards:

No.	Identity	Document Title
1	FCC 47 CFR Part 2	Frequency allocations and radio treaty matters; general rules and regulations
2	FCC 47 CFR Part 15	Radio Frequency Devices
3	ANSI C63.10-2013	American National Standard for Testing Unlicensed Wireless Devices
4	KDB 558074 D01 15.247 Meas Guidance v05r02	Guidance for compliance measurements on Digital Transmission Systems, Frequency Hopping Spread Spectrum system, and Hybrid system devices operating under Section 15.247 of the FCC rules

### 2.5 Special Accessories

Not available for this EUT intended for grant.

### 2.6 Equipment Modifications

Not available for this EUT intended for grant.

### 2.7 Antenna Requirement

Standard Requirement
<b>15.203 requirement:</b> An intentional radiator shall be designed to ensure that no antenna other than that furnished by the responsible party shall be used with the device. The use of a permanently attached antenna or of an antenna that uses a unique coupling to the intentional radiator, the manufacturer may design the unit so that a broken antenna can be replaced by the user, but the use of a standard antenna jack or electrical connector is prohibited.
<b>15.247(b) (4) requirement:</b> The conducted output power limit specified in paragraph (b) of this section is based on the use of antennas with directional gains that do not exceed 6 dBi. Except as shown in paragraph (c) of this section, if transmitting antennas of directional gain greater than 6 dBi are used, the conducted output power from the intentional radiator shall be reduced below the stated values in paragraphs (b)(1), (b)(2), and (b)(3) of this section, as appropriate, by the amount in dB that the directional gain of the antenna exceeds 6 dBi
<b>EUT Antenna:</b> The non-detachable antenna inside the device cannot be replaced by the user at will. The gain of the antenna is 3.7dBi.

Any report having not been signed by authorized approver, or having been altered without authorization, or having not been stamped by the "Dedicated Testing/Inspection Stamp" is deemed to be invalid. Copying or excerpting portion of, or altering the content of the report is not permitted without the written authorization of AGC. The test results presented in the report apply only to the tested sample. Any objections to report issued by AGC should be submitted to AGC within 15days after the issuance of the test report. Further enquiry of validity or verification of the test report should be addressed to AGC by agc01@agccert.com.

Attestation of Global Compliance(Shenzhen)Co., Ltd  
Attestation of Global Compliance(Shenzhen)Std & Tech Co., Ltd  
Tel: +86-755 2523 4088 E-mail: agc@agccert.com Web: http://www.agccert.com/

### 3. Test Environment

#### 3.1 Address of the Test Laboratory

Laboratory: Attestation of Global Compliance (Shenzhen) Co., Ltd.

Address: 1-2/F, Building 19, Junfeng Industrial Park, Chongqing Road, Heping Community, Fuhai Street, Bao'an District, Shenzhen, Guangdong, China

#### 3.2 Test Facility

The test facility is recognized, certified, or accredited by the following organizations:

##### **CNAS-Lab Code: L5488**

Attestation of Global Compliance (Shenzhen) Co., Ltd. has been assessed and proved to follow CNAS-CL01 Accreditation Criteria for Testing and Calibration Laboratories (identical to ISO/IEC17025: 2017 General Requirements for the Competence of Testing and Calibration Laboratories).

##### **A2LA-Lab Cert. No.: 5054.02**

Attestation of Global Compliance (Shenzhen) Co., Ltd. EMC Laboratory has been accredited by A2LA for technical competence in the field of electrical testing, and proved to follow ISO/IEC 17025: 2017 General Requirements for the Competence of Testing and Calibration Laboratories and any additional program requirements in the identified field of testing.

##### **FCC-Registration No.: 975832**

Attestation of Global Compliance (Shenzhen) Co., Ltd. EMC Laboratory has been registered and fully described in a report filed with the FCC (Federal Communications Commission). The acceptance letter from the FCC is maintained in our files with Registration 975832.

##### **IC-Registration No.: 24842 (CAB identifier: CN0063)**

Attestation of Global Compliance (Shenzhen) Co., Ltd. EMC Laboratory has been registered and fully described in a report filed with the Certification and Engineering Bureau of Industry Canada. The acceptance letter from the IC is maintained in our files with Registration 24842.



### 3.3 Environmental Conditions

	Normal Conditions
Temperature range (°C)	15 - 35
Relative humidity range	20 % - 75 %
Pressure range (kPa)	86 - 106
Power supply	DC 3.8V

### 3.4 Measurement Uncertainty

The reported uncertainty of measurement  $y \pm U$ , where expanded uncertainty  $U$  is based on a standard uncertainty multiplied by a coverage factor of  $k=2$ , providing a level of confidence of approximately 95%.

Item	Measurement Uncertainty
Uncertainty of Conducted Emission for AC Port	$U_c = \pm 2.9 \text{ dB}$
Uncertainty of Radiated Emission below 1GHz	$U_c = \pm 3.9 \text{ dB}$
Uncertainty of Radiated Emission above 1GHz	$U_c = \pm 4.9 \text{ dB}$
Uncertainty of total RF Power, Conducted	$U_c = \pm 0.8 \text{ dB}$
Uncertainty of RF Power Density, Conducted	$U_c = \pm 2.6 \text{ dB}$
Uncertainty of Spurious Emissions, Conducted	$U_c = \pm 2 \%$
Uncertainty of Occupied Channel Bandwidth	$U_c = \pm 2 \%$
Uncertainty of Dwell Time	$U_c = \pm 2 \%$

Any report having not been signed by authorized approver, or having been altered without authorization, or having not been stamped by the "Dedicated Testing/Inspection Stamp" is deemed to be invalid. Copying or excerpting portion of, or altering the content of the report is not permitted without the written authorization of AGC. The test results presented in the report apply only to the tested sample. Any objections to report issued by AGC should be submitted to AGC within 15days after the issuance of the test report. Further enquiry of validity or verification of the test report should be addressed to AGC by [agc01@agccert.com](mailto:agc01@agccert.com).



### 3.5 List of Equipment Use

● Radiated Spurious Emission							
Used	Equipment No.	Test Equipment	Manufacturer	Model No.	Serial No.	Last Cal. Date (YY-MM-DD)	Next Cal. Date (YY-MM-DD)
<input checked="" type="checkbox"/>	AGC-EM-E046	EMI Test Receiver	R&S	ESCI	100096	2025-01-14	2026-01-13
<input type="checkbox"/>	AGC-EM-E116	EMI Test Receiver	R&S	ESCI	100034	2025-05-08	2026-05-07
<input checked="" type="checkbox"/>	AGC-EM-E061	Spectrum Analyzer	Agilent	N9010A	MY53470504	2025-05-08	2026-05-07
<input checked="" type="checkbox"/>	AGC-EM-E086	Loop Antenna	ZHINAN	ZN30900C	18051	2024-03-05	2026-03-04
<input checked="" type="checkbox"/>	AGC-EM-E001	Wideband Antenna	SCHWARZBECK	VULB9168	D69250	2025-03-14	2027-03-13
<input checked="" type="checkbox"/>	AGC-EM-E029	Broadband Ridged Horn Antenna	ETS	3117	00034609	2025-03-27	2026-03-26
<input checked="" type="checkbox"/>	AGC-EM-E082	Horn Antenna	SCHWARZBECK	BBHA 9170	#768	2023-09-24	2025-09-23
<input checked="" type="checkbox"/>	AGC-EM-E146	Pre-amplifier	ETS	3117-PA	00246148	2024-07-24	2026-07-23
<input checked="" type="checkbox"/>	AGC-EM-E102	Antenna	ETS	3117	00154520	2025-05-18	2026-05-17
<input checked="" type="checkbox"/>	AGC-EM-A119	2.4G Filter	SongYi	N/A	N/A	2025-05-16	2026-05-15
<input checked="" type="checkbox"/>	AGC-EM-A138	6dB Attenuator	Eeatsheep	LM-XX-6-5W	N/A	2025-05-16	2027-05-15

● AC Power Line Conducted Emission							
Used	Equipment No.	Test Equipment	Manufacturer	Model No.	Serial No.	Last Cal. Date (YY-MM-DD)	Next Cal. Date (YY-MM-DD)
<input checked="" type="checkbox"/>	AGC-EM-E116	EMI Test Receiver	R&S	ESCI	100034	2025-05-08	2026-05-07
<input checked="" type="checkbox"/>	AGC-EM-A171	10dB Attenuator	Mini-Circuits	UNAT-10A+	N/A	2024-02-01	2026-01-31
<input checked="" type="checkbox"/>	AGC-EM-E023	AMN	R&S	ESH2-Z5	100086	2025-05-08	2026-05-07

● Test Software					
Used	Equipment No.	Test Equipment	Manufacturer	Model No.	Version Information
<input type="checkbox"/>	AGC-EM-S001	CE Test System	R&S	ES-K1	V1.71
<input checked="" type="checkbox"/>	AGC-EM-S003	RE Test System	FARA	EZ-EMC	VRA-03A
<input checked="" type="checkbox"/>	AGC-ER-S012	BT/WIFI Test System	Tonscend	JS1120-2	2.6
<input checked="" type="checkbox"/>	AGC-EM-S011	RSE Test System	Tonscend	TS+-Ver2.1(JS36-RSE)	4.0.0.0

Any report having not been signed by authorized approver, or having been altered without authorization, or having not been stamped by the "Dedicated Testing/Inspection Stamp" is deemed to be invalid. Copying or excerpting portion of, or altering the content of the report is not permitted without the written authorization of AGC. The test results presented in the report apply only to the tested sample. Any objections to report issued by AGC should be submitted to AGC within 15days after the issuance of the test report. Further enquiry of validity or verification of the test report should be addressed to AGC by agc01@agccert.com.

## 4. System Test Configuration

### 4.1 EUT Configuration


The EUT configuration for testing is installed on RF field strength measurement to meet the Commission's requirement and operating in a manner which intends to maximize its emission characteristics in a continuous normal application.

### 4.2 EUT Exercise

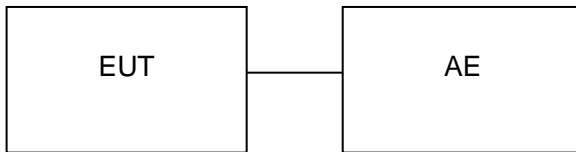
The Transmitter was operated in the normal operating mode. The TX frequency was fixed which was for the purpose of the measurements.

### 4.3 Configuration of Tested System

Radiated Emission Configure:



Conducted Emission Configure:



### 4.4 Equipment Used In Tested System

The following peripheral devices and interface cables were connected during the measurement:

☒ Test Accessories Come From The Laboratory

No.	Equipment	Manufacturer	Model No.	Specification Information	Cable
1	Control Box	N/A	USB-TTL	N/A	N/A
2	Earphone	CXT	N/A	N/A	1.2m unshielded

☒ Test Accessories Come From The Manufacturer

No.	Equipment	Manufacturer	Model No.	Specification Information	Cable
1	Adapter 1#	Dongguan City Gangqi Electronic Co. LTD.	GQ12-050200-AU	Input: 100-240V~ 50/60Hz, 0.4A Output: DC 5V=2A	1.3m unshielded
2	Adapter 2#	CHENZHOUE FRECOM ELECTRONICS CO., LTD	F12L20-050200SPAU	Input: 100-240V~ 50/60Hz 0.3A Output: 5V=2A	1.3m unshielded
3	Battery	YJ	YJ563170	DC 3.8V 1900mA 7.22Wh	N/A
4	Battery	Chongqing VDL New Energy Co., Ltd.	543171PN3	DC 3.8V 1900mAh 7.22Wh	N/A
5	Bottom socket power supply	LINVIL	N/A	Input: DC 5V 2A Output: DC 4.35V	N/A
6	Back Clip	N/A	N/A	N/A	N/A

Any report having not been signed by authorized approver, or having been altered without authorization, or having not been stamped by the "Dedicated Testing/Inspection Stamp" is deemed to be invalid. Copying or excerpting portion of, or altering the content of the report is not permitted without the written authorization of AGC. The test results presented in the report apply only to the tested sample. Any objections to report issued by AGC should be submitted to AGC within 15days after the issuance of the test report. Further enquiry of validity or verification of the test report should be addressed to AGC by agc01@agccert.com.

Attestation of Global Compliance(Shenzhen)Co., Ltd

Attestation of Global Compliance(Shenzhen)Std & Tech Co., Ltd

Tel: +86-755 2523 4088 E-mail: agc@agccert.com Web: http://www.agccert.com/

#### 4.5 Summary of Test Results

Item	FCC Rules	Description of Test	Result
1	§15.209	Radiated Emission	Pass
2	§15.207	AC Power Line Conducted Emission	Pass

Any report having not been signed by authorized approver, or having been altered without authorization, or having not been stamped by the “Dedicated Testing/Inspection Stamp” is deemed to be invalid. Copying or excerpting portion of, or altering the content of the report is not permitted without the written authorization of AGC. The test results presented in the report apply only to the tested sample. Any objections to report issued by AGC should be submitted to AGC within 15days after the issuance of the test report. Further enquiry of validity or verification of the test report should be addressed to AGC by agc01@agccert.com.

Attestation of Global Compliance(Shenzhen)Co., Ltd

Attestation of Global Compliance(Shenzhen)Std & Tech Co., Ltd

Tel: +86-755 2523 4088 E-mail: agc@agccert.com Web: <http://www.agccert.com/>

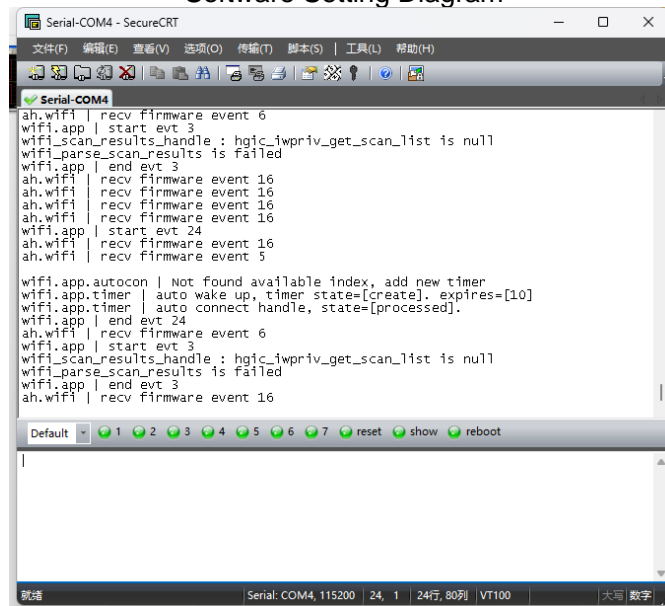
## 5. Description of Test Modes

Summary Table of Test Cases	
Test Item	Data Rate / Modulation
	Bluetooth–LE(1Mbps/2Mbps)/GFSK
Radiated & Conducted Test Cases	Mode 1: Bluetooth Tx CH00_2402 MHz_1Mbps(Battery powered or AC/DC adapter)
	Mode 2: Bluetooth Tx CH19_2440 MHz_1Mbps(Battery powered or AC/DC adapter)
	Mode 3: Bluetooth Tx CH39_2480 MHz_1Mbps(Battery powered or AC/DC adapter)
	Mode 4: Bluetooth Tx CH00_2402 MHz_2Mbps(Battery powered or AC/DC adapter)
	Mode 5: Bluetooth Tx CH19_2440 MHz_2Mbps(Battery powered or AC/DC adapter)
	Mode 6: Bluetooth Tx CH39_2480 MHz_2Mbps(Battery powered or AC/DC adapter)
AC Conducted Emission	Mode 1: Bluetooth Link + Battery + AC Adapter

Note:

1. Only the result of the worst case was recorded in the report, if no other cases.
2. The battery is full-charged during the test.
3. For Radiated Emission, 3axis were chosen for testing for each applicable mode.
4. For Conducted Test method, a temporary antenna connector is provided by the manufacture.

Software Setting Diagram



Any report having not been signed by authorized approver, or having been altered without authorization, or having not been stamped by the “Dedicated Testing/Inspection Stamp” is deemed to be invalid. Copying or excerpting portion of, or altering the content of the report is not permitted without the written authorization of AGC. The test results presented in the report apply only to the tested sample. Any objections to report issued by AGC should be submitted to AGC within 15days after the issuance of the test report. Further enquiry of validity or verification of the test report should be addressed to AGC by agc01@agccert.com.

## 6. Radiated Spurious Emission

### 6.1 Measurement Limit

FCC Part 15.209 Limit in the below table to be followed

Frequencies (MHz)	Field Strength (microvolts/meter)	Measurement Distance (meters)
0.009~0.490	2400/F(kHz)	300
0.490~1.705	24000/F(kHz)	30
1.705~30.0	30	30
30~88	100	3
88~216	150	3
216~960	200	3
Above 960	500	3

Note: All modes were tested for restricted band radiated emission, the test records reported below are the worst result compared to other modes.

### 6.2 Measurement Procedure

1. The EUT was placed on the top of the turntable 0.8 or 1.5 meter above ground. The phase center of the receiving antenna mounted on the top of a height-variable antenna tower was placed 3 meters far away from the turntable.
2. Power on the EUT and all the supporting units. The turntable was rotated by 360 degrees to determine the position of the highest radiation.
3. The height of the broadband receiving antenna was varied between one meter and four meters above ground to find the maximum emissions field strength of both horizontal and vertical polarization.
4. For each suspected emission, the antenna tower was scan (from 1 M to 4 M) and then the turntable was rotated (from 0 degree to 360 degrees) to find the maximum reading.
5. Set the test-receiver system to Peak or CISPR quasi-peak Detect Function with specified bandwidth under Maximum Hold Mode.
6. For emissions above 1GHz, use 1MHz RBW and 3MHz VBW for peak reading. Place the measurement antenna away from each area of the EUT determined to be a source of emissions at the specified measurement distance, while keeping the measurement antenna aimed at the source of emissions at each frequency of significant emissions, with polarization oriented for maximum response. The measurement antenna may have to be higher or lower than the EUT, depending on the radiation pattern of the emission and staying aimed at the emission source for receiving the maximum signal. The final measurement antenna elevation shall be that which maximizes the emissions. The measurement antenna elevation for maximum emissions shall be restricted to a range of heights of from 1 m to 4 m above the ground or reference ground plane.
7. When the radiated emissions limits are expressed in terms of the average value of the emissions, and pulsed operation is employed, the measurement field strength shall be determined by averaging over one complete pulse train, including blanking intervals, as long as the pulse train does not exceed 0.1 seconds.

Any report having not been signed by authorized approver, or having been altered without authorization, or having not been stamped by the "Dedicated Testing/Inspection Stamp" is deemed to be invalid. Copying or excerpting portion of, or altering the content of the report is not permitted without the written authorization of AGC. The test results presented in the report apply only to the tested sample. Any objections to report issued by AGC should be submitted to AGC within 15days after the issuance of the test report. Further enquiry of validity or verification of the test report should be addressed to AGC by agc01@agccert.com.

8. As an alternative (provided the transmitter operates for longer than 0.1 seconds) or in cases where the pulse train exceeds 0.1 seconds, the measured field strength shall be determined from the average absolute voltage during a 0.1 second interval during which the field strength is at its maximum values.
9. If the emissions level of the EUT in peak mode was 3 dB lower than the average limit specified, then testing will be stopped and peak values of EUT will be reported, otherwise, the emissions which do not have 3 dB margin will be repeated one by one using the quasi-peak method for below 1GHz.
10. For testing above 1GHz, the emissions level of the EUT in peak mode was lower than average limit (that means the emissions level in peak mode also complies with the limit in average mode), then testing will be stopped and peak values of EUT will be reported, otherwise, the emissions will be measured in average mode again and reported.
11. In case the emission is lower than 30MHz, loop antenna has to be used for measurement and the recorded data should be QP measured by receiver. High - Low scan is not required in this case.

The following table is the setting of spectrum analyzer and receiver.

Spectrum Parameter	Setting
Start ~Stop Frequency	9kHz~150kHz/RB 200Hz for QP
Start ~Stop Frequency	150kHz~30MHz/RB 9kHz for QP
Start ~Stop Frequency	30MHz~1000MHz/RB 120kHz for QP
Start ~Stop Frequency	1GHz~26.5GHz 1MHz/3MHz for Peak, 1MHz/3MHz for Average

Receiver Parameter	Setting
Start ~Stop Frequency	9kHz~150kHz/RB 200Hz for QP
Start ~Stop Frequency	150kHz~30MHz/RB 9kHz for QP
Start ~Stop Frequency	30MHz~1000MHz/RB 120kHz for QP

Any report having not been signed by authorized approver, or having been altered without authorization, or having not been stamped by the "Dedicated Testing/Inspection Stamp" is deemed to be invalid. Copying or excerpting portion of, or altering the content of the report is not permitted without the written authorization of AGC. The test results presented in the report apply only to the tested sample. Any objections to report issued by AGC should be submitted to AGC within 15days after the issuance of the test report. Further enquiry of validity or verification of the test report should be addressed to AGC by agc01@agccert.com.

Attestation of Global Compliance(Shenzhen)Co., Ltd

Attestation of Global Compliance(Shenzhen)Std & Tech Co., Ltd

Tel: +86-755 2523 4088 E-mail: agc@agccert.com Web: <http://www.agccert.com/>

- **Quasi-Peak Measurements below 1GHz**

1. Analyzer center frequency was set to the frequency of the radiated spurious emission of interest
2. Span was set greater than 1MHz
3. RBW = as shown in the table above
4. Detector = CISPR quasi-peak
5. Sweep time = auto couple
6. Trace was allowed to stabilize

- **Peak Measurements above 1GHz**

1. Analyzer center frequency was set to the frequency of the radiated spurious emission of interest
2. RBW = 1MHz
3. VBW = 3MHz
4. Detector = peak
5. Sweep time = auto couple
6. Trace mode = max hold
7. Trace was allowed to stabilize

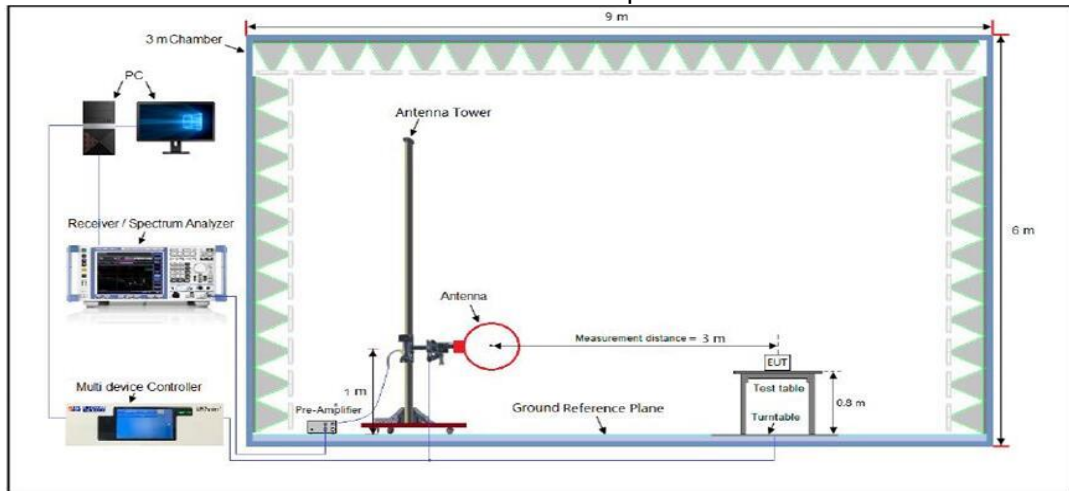
- **Average Measurements above 1GHz**

1. Analyzer center frequency was set to the frequency of the radiated spurious emission of interest
2. RBW = 1MHz
3. VBW  $\geq [3 \times \text{RBW}]$
4. Detector = Power averaging (rms)
5. Averaging type = power (i.e., rms)
6. Sweep time = auto
7. Perform a trace average of at least 100 traces.
8. The applicable correction factor is  $[10 \cdot \log(1 / D)]$ , where D is the duty cycle. The factor had been edited in the "Input Correction" of the Spectrum Analyzer.

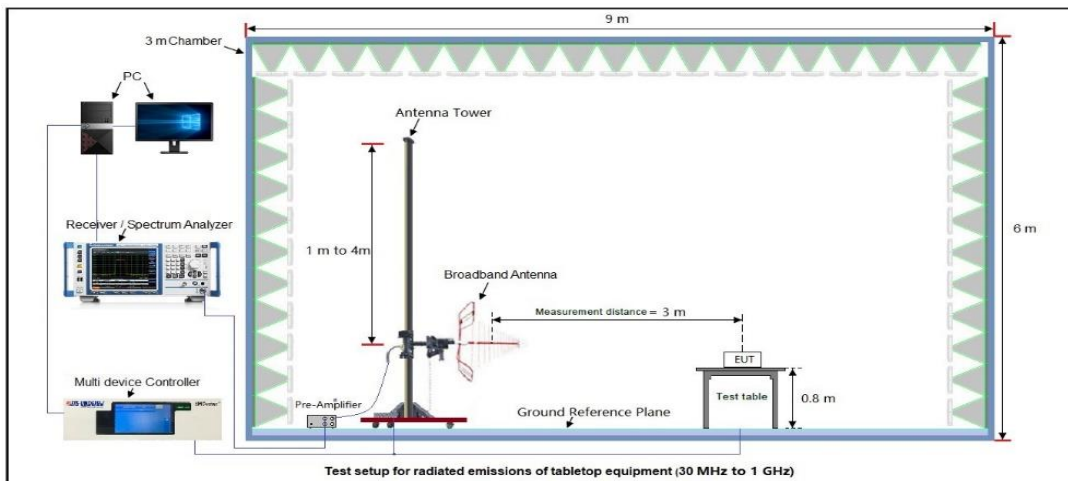


### 6.3 Measurement Setup (Block Diagram of Configuration)

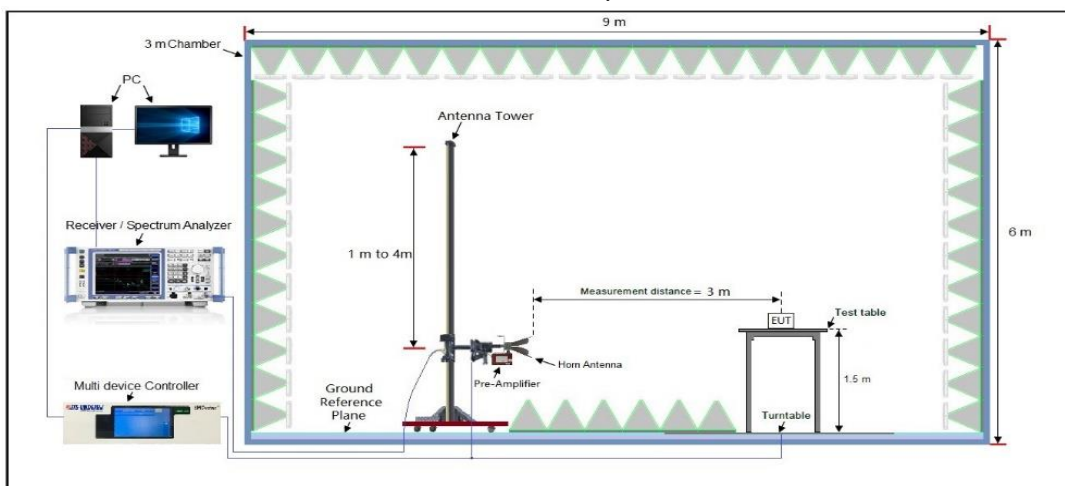
Radiated Emission Test Setup 9kHz-30MHz



Radiated Emission Test Setup 30MHz-1000MHz



Radiated Emission Test Setup Above 1000MHz



Any report having not been signed by authorized approver, or having been altered without authorization, or having not been stamped by the “Dedicated Testing/Inspection Stamp” is deemed to be invalid. Copying or excerpting portion of, or altering the content of the report is not permitted without the written authorization of AGC. The test results presented in the report apply only to the tested sample. Any objections to report issued by AGC should be submitted to AGC within 15days after the issuance of the test report. Further enquiry of validity or verification of the test report should be addressed to AGC by [agc01@agccert.com](mailto:agc01@agccert.com).

Attestation of Global Compliance(Shenzhen)Co., Ltd

Attestation of Global Compliance(Shenzhen)Std & Tech Co., Ltd

Tel: +86-755 2523 4088 E-mail: [agc@agccert.com](mailto:agc@agccert.com) Web: <http://www.agccert.com/>

## 6.4 Measurement Result

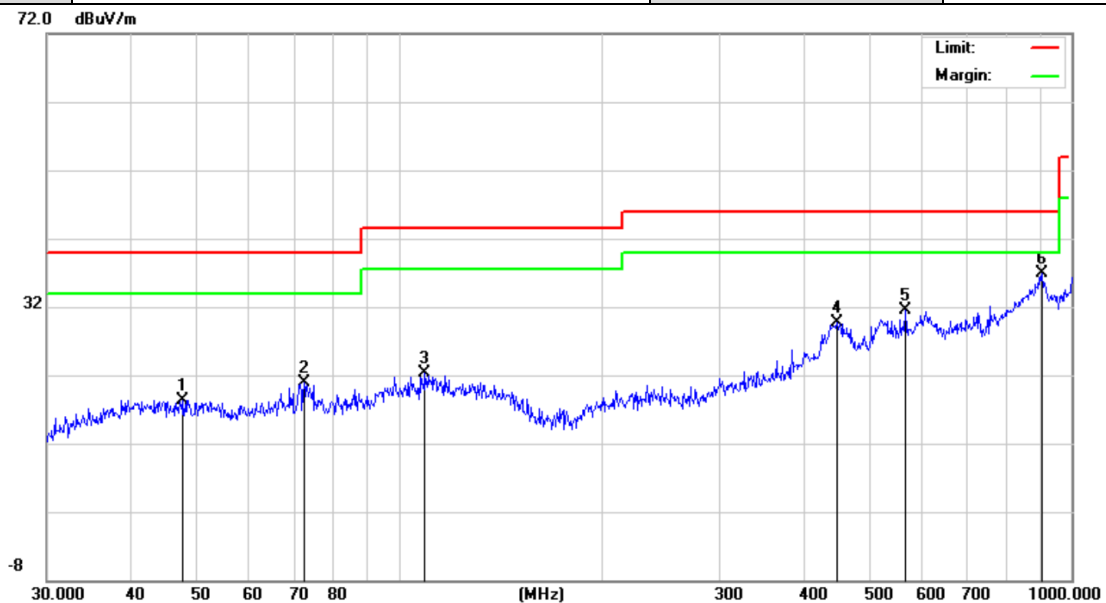
### Radiated Emission Below 30MHz

The amplitude of spurious emissions from 9kHz to 30MHz which are attenuated more than 20 dB below the permissible value need not be reported.

The battery model is YJ563170:

#### Radiated Emission Test Results at 30MHz-1GHz

EUT Name	Portable DECT Phone	Model Name	W610D
Temperature	25°C	Relative Humidity	55.4%
Pressure	960hPa	Test Voltage	DC 5V by adapter 1#
Test Mode	Mode 2	Antenna Polarity	Horizontal



#### Final Data List

NO.	Freq. [MHz]	Level [dBμV/m]	Factor [dB]	Limit [dBμV/m]	Margin [dB]	Height [cm]	Angle [°]	Polarity
1	47.8260	18.34	13.35	40.00	21.66	100	150	Horizontal
2	72.3375	20.96	12.87	40.00	19.04	100	180	Horizontal
3	109.4116	22.21	16.29	43.50	21.29	100	80	Horizontal
4	447.9821	29.61	24.82	46.00	16.39	100	200	Horizontal
5	566.6221	31.41	24.23	46.00	14.59	100	210	Horizontal
6	903.3093	36.98	31.34	46.00	9.02	100	160	Horizontal

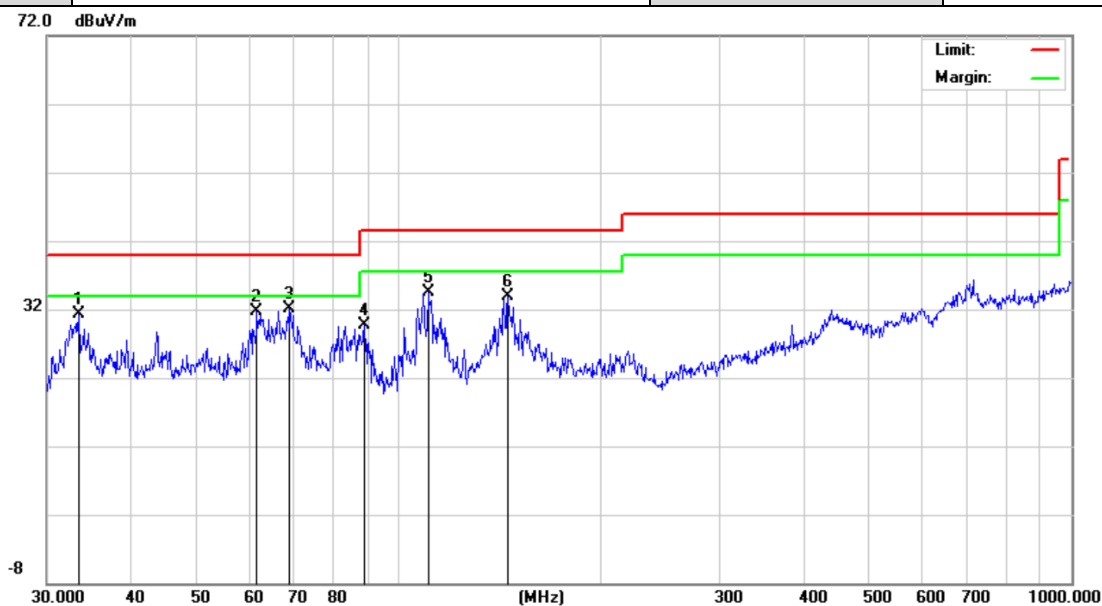
Any report having not been signed by authorized approver, or having been altered without authorization, or having not been stamped by the "Dedicated Testing/Inspection Stamp" is deemed to be invalid. Copying or excerpting portion of, or altering the content of the report is not permitted without the written authorization of AGC. The test results presented in the report apply only to the tested sample. Any objections to report issued by AGC should be submitted to AGC within 15days after the issuance of the test report. Further enquiry of validity or verification of the test report should be addressed to AGC by agc01@agccert.com.

Attestation of Global Compliance(Shenzhen)Co., Ltd

Attestation of Global Compliance(Shenzhen)Std & Tech Co., Ltd

Tel: +86-755 2523 4088 E-mail: agc@agccert.com Web: http://www.agccert.com/

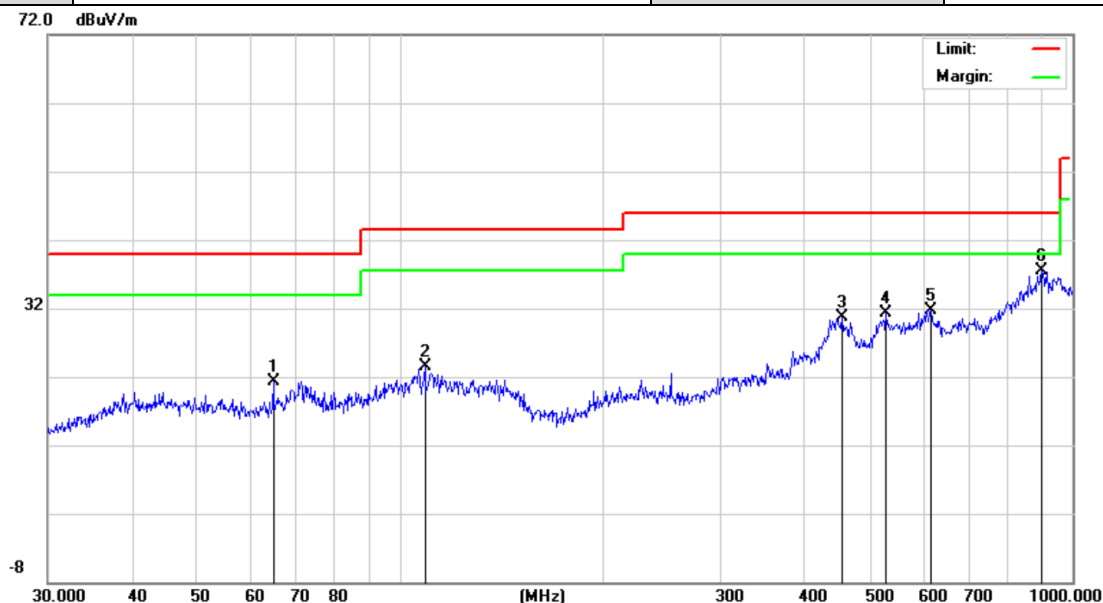
Radiated Emission Test Results at 30MHz-1GHz			
EUT Name	Portable DECT Phone	Model Name	W610D
Temperature	25°C	Relative Humidity	55.4%
Pressure	960hPa	Test Voltage	DC 5V by adapter 1#
Test Mode	Mode 2	Antenna Polarity	Vertical



Final Data List								
NO.	Freq. [MHz]	Level [dBμV/m]	Factor [dB]	Limit [dBμV/m]	Margin [dB]	Height [cm]	Angle [°]	Polarity
1	33.4449	31.31	14.74	40.00	8.69	100	160	Vertical
2	61.5618	31.65	17.08	40.00	8.35	100	170	Vertical
3	68.8721	32.11	17.01	40.00	7.89	100	90	Vertical
4	88.9639	29.70	15.69	43.50	13.8	100	220	Vertical
5	110.5687	34.57	16.05	43.50	8.93	100	160	Vertical
6	145.3506	33.90	18.20	43.50	9.6	100	140	Vertical

Any report having not been signed by authorized approver, or having been altered without authorization, or having not been stamped by the "Dedicated Testing/Inspection Stamp" is deemed to be invalid. Copying or excerpting portion of, or altering the content of the report is not permitted without the written authorization of AGC. The test results presented in the report apply only to the tested sample. Any objections to report issued by AGC should be submitted to AGC within 15days after the issuance of the test report. Further enquiry of validity or verification of the test report should be addressed to AGC by agc01@agccert.com.

Radiated Emission Test Results at 30MHz-1GHz			
EUT Name	Portable DECT Phone	Model Name	W610D
Temperature	25°C	Relative Humidity	55.4%
Pressure	960hPa	Test Voltage	DC 5V by adapter 2#
Test Mode	Mode 2	Antenna Polarity	Horizontal

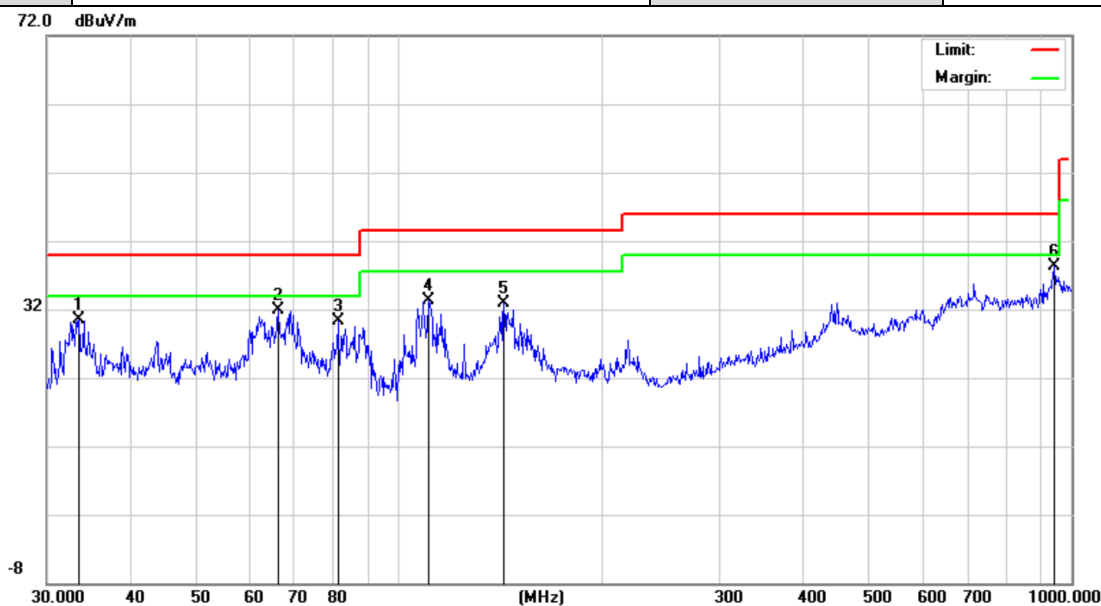


#### Final Data List

NO.	Freq. [MHz]	Level [dBμV/m]	Factor [dB]	Limit [dBμV/m]	Margin [dB]	Height [cm]	Angle [°]	Polarity
1	64.8865	21.33	12.65	40.00	18.67	100	150	Horizontal
2	109.0286	23.56	16.29	43.50	19.94	100	180	Horizontal
3	454.3100	30.68	24.60	46.00	15.32	100	80	Horizontal
4	528.2458	31.36	24.66	46.00	14.64	100	200	Horizontal
5	616.3718	31.71	25.18	46.00	14.29	100	210	Horizontal
6	900.1474	37.47	31.78	46.00	8.53	100	160	Horizontal

Any report having not been signed by authorized approver, or having been altered without authorization, or having not been stamped by the "Dedicated Testing/Inspection Stamp" is deemed to be invalid. Copying or excerpting portion of, or altering the content of the report is not permitted without the written authorization of AGC. The test results presented in the report apply only to the tested sample. Any objections to report issued by AGC should be submitted to AGC within 15days after the issuance of the test report. Further enquiry of validity or verification of the test report should be addressed to AGC by agc01@agccert.com.

Radiated Emission Test Results at 30MHz-1GHz			
EUT Name	Portable DECT Phone	Model Name	W610D
Temperature	25°C	Relative Humidity	55.4%
Pressure	960hPa	Test Voltage	DC 5V by adapter 2#
Test Mode	Mode 2	Antenna Polarity	Vertical



Final Data List								
NO.	Freq. [MHz]	Level [dBμV/m]	Factor [dB]	Limit [dBμV/m]	Margin [dB]	Height [cm]	Angle [°]	Polarity
1	33.4448	30.42	14.74	40.00	9.58	100	200	Vertical
2	66.2661	31.84	17.04	40.00	8.16	100	210	Vertical
3	81.2116	30.21	16.74	40.00	9.79	100	50	Vertical
4	110.9570	33.23	16.12	43.50	10.27	100	180	Vertical
5	143.3260	32.99	18.20	43.50	10.51	100	100	Vertical
6	942.1304	38.26	30.91	46.00	7.74	100	70	Vertical

### RESULT: Pass

**Note:** 1. Factor=Antenna Factor + Cable loss - Pre-amplifier, Margin=Measurement-Limit.

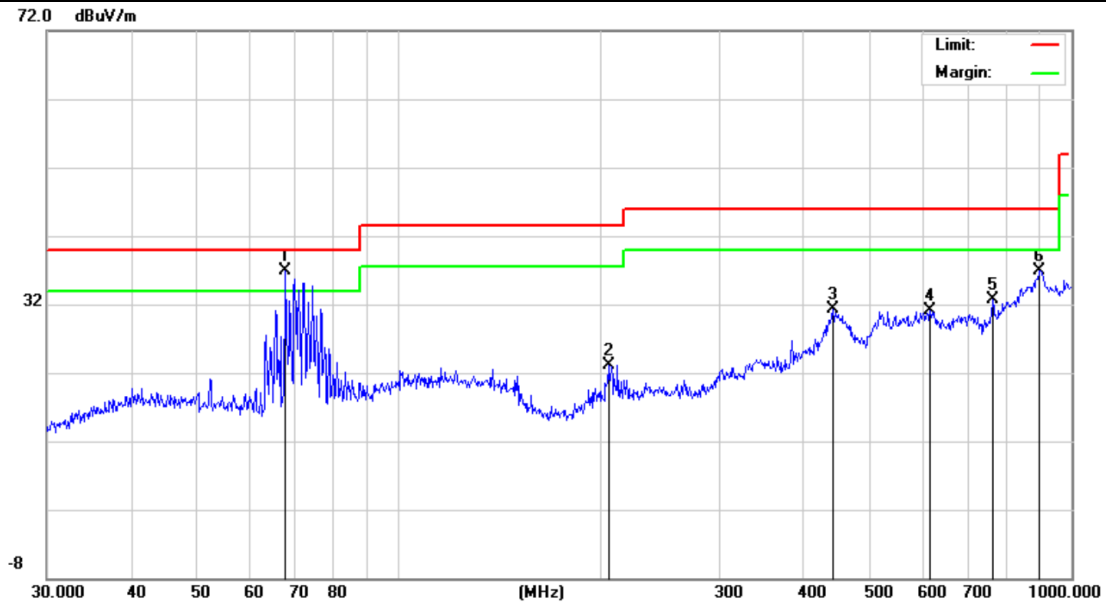
2. All test modes had been pre-tested. The mode 2 is the worst case and recorded in the report.

Any report having not been signed by authorized approver, or having been altered without authorization, or having not been stamped by the "Dedicated Testing/Inspection Stamp" is deemed to be invalid. Copying or excerpting portion of, or altering the content of the report is not permitted without the written authorization of AGC. The test results presented in the report apply only to the tested sample. Any objections to report issued by AGC should be submitted to AGC within 15days after the issuance of the test report. Further enquiry of validity or verification of the test report should be addressed to AGC by agc01@agccert.com.

The battery model is 543171PN3:

### Radiated Emission Test Results at 30MHz-1GHz

EUT Name	Portable DECT Phone	Model Name	W610D
Temperature	22.8℃	Relative Humidity	54.0%
Pressure	960hPa	Test Voltage	DC 5V by adapter 1#
Test Mode	Mode 2	Antenna Polarity	Horizontal



### Final Data List

NO.	Freq. [MHz]	Level [dBμV/m]	Factor [dB]	Limit [dBμV/m]	Margin [dB]	Height [cm]	Angle [°]	Polarity
1	67.9128	36.91	12.74	40.00	3.09	100	160	Horizontal
2	204.9551	23.15	14.48	43.50	20.35	100	130	Horizontal
3	441.7426	31.31	25.04	46.00	14.69	100	100	Horizontal
4	616.3718	31.19	25.18	46.00	14.81	100	220	Horizontal
5	763.3757	32.63	25.23	46.00	13.37	100	150	Horizontal
6	896.9965	36.89	31.42	46.00	9.11	100	90	Horizontal

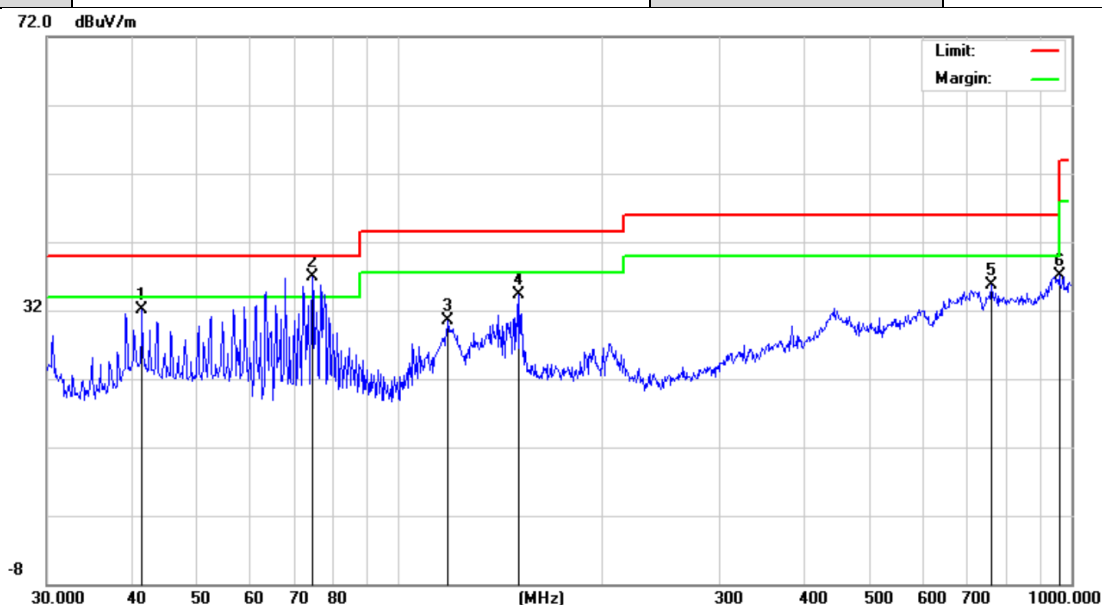
Any report having not been signed by authorized approver, or having been altered without authorization, or having not been stamped by the "Dedicated Testing/Inspection Stamp" is deemed to be invalid. Copying or excerpting portion of, or altering the content of the report is not permitted without the written authorization of AGC. The test results presented in the report apply only to the tested sample. Any objections to report issued by AGC should be submitted to AGC within 15days after the issuance of the test report. Further enquiry of validity or verification of the test report should be addressed to AGC by [agc01@agccert.com](mailto:agc01@agccert.com).

Attestation of Global Compliance(Shenzhen)Co., Ltd

Attestation of Global Compliance(Shenzhen)Std & Tech Co., Ltd

Tel: +86-755 2523 4088 E-mail: [agc@agccert.com](mailto:agc@agccert.com) Web: <http://www.agccert.com/>

Radiated Emission Test Results at 30MHz-1GHz			
EUT Name	Portable DECT Phone	Model Name	W610D
Temperature	22.8℃	Relative Humidity	54.0%
Pressure	960hPa	Test Voltage	DC 5V by adapter 1#
Test Mode	Mode 2	Antenna Polarity	Vertical



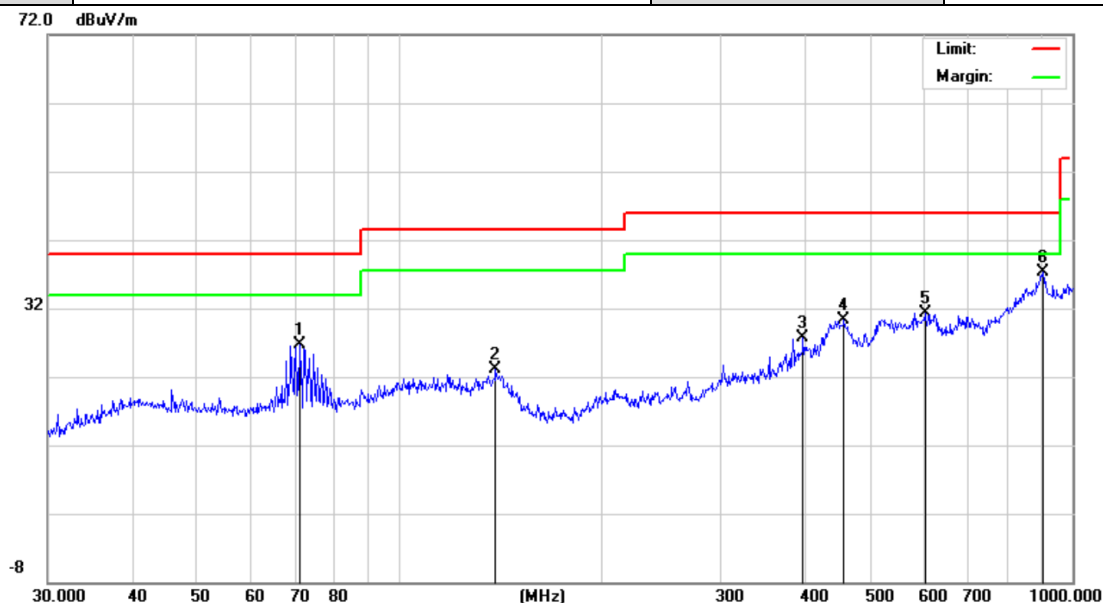
#### Final Data List

NO.	Freq. [MHz]	Level [dBμV/m]	Factor [dB]	Limit [dBμV/m]	Margin [dB]	Height [cm]	Angle [°]	Polarity
1	41.5670	32.17	16.92	40.00	7.83	100	90	Vertical
2	74.3954	36.90	16.96	40.00	3.1	100	200	Vertical
3	118.1862	30.43	17.38	43.50	13.07	100	180	Vertical
4	151.0666	34.25	18.20	43.50	9.25	100	250	Vertical
5	760.7036	35.63	28.17	46.00	10.37	100	190	Vertical
6	958.7943	37.11	30.25	46.00	8.89	100	120	Vertical

Any report having not been signed by authorized approver, or having been altered without authorization, or having not been stamped by the "Dedicated Testing/Inspection Stamp" is deemed to be invalid. Copying or excerpting portion of, or altering the content of the report is not permitted without the written authorization of AGC. The test results presented in the report apply only to the tested sample. Any objections to report issued by AGC should be submitted to AGC within 15days after the issuance of the test report. Further enquiry of validity or verification of the test report should be addressed to AGC by agc01@agccert.com.



Radiated Emission Test Results at 30MHz-1GHz			
EUT Name	Portable DECT Phone	Model Name	W610D
Temperature	22.8℃	Relative Humidity	54.0%
Pressure	960hPa	Test Voltage	DC 5V by adapter 2#
Test Mode	Mode 2	Antenna Polarity	Horizontal

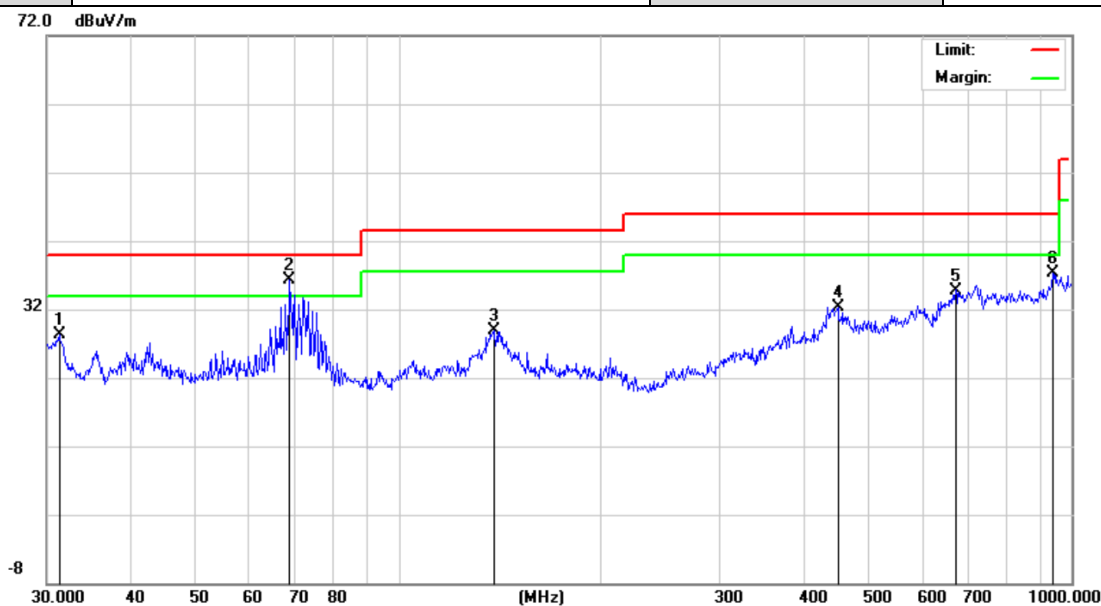


#### Final Data List

NO.	Freq. [MHz]	Level [dBμV/m]	Factor [dB]	Limit [dBμV/m]	Margin [dB]	Height [cm]	Angle [°]	Polarity
1	71.0803	26.76	12.83	40.00	13.24	100	100	Horizontal
2	138.8735	23.11	15.27	43.50	20.39	100	210	Horizontal
3	397.6334	27.68	20.14	46.00	18.32	100	250	Horizontal
4	457.5073	30.32	24.49	46.00	15.68	100	140	Horizontal
5	603.5392	31.38	25.12	46.00	14.62	100	100	Horizontal
6	903.3094	37.39	31.34	46.00	8.61	100	80	Horizontal

Any report having not been signed by authorized approver, or having been altered without authorization, or having not been stamped by the "Dedicated Testing/Inspection Stamp" is deemed to be invalid. Copying or excerpting portion of, or altering the content of the report is not permitted without the written authorization of AGC. The test results presented in the report apply only to the tested sample. Any objections to report issued by AGC should be submitted to AGC within 15days after the issuance of the test report. Further enquiry of validity or verification of the test report should be addressed to AGC by agc01@agccert.com.

Radiated Emission Test Results at 30MHz-1GHz			
EUT Name	Portable DECT Phone	Model Name	W610D
Temperature	22.8℃	Relative Humidity	54.0%
Pressure	960hPa	Test Voltage	DC 5V by adapter 2#
Test Mode	Mode 2	Antenna Polarity	Vertical



Final Data List								
NO.	Freq. [MHz]	Level [dBμV/m]	Factor [dB]	Limit [dBμV/m]	Margin [dB]	Height [cm]	Angle [°]	Polarity
1	31.2893	28.23	14.03	40.00	11.77	100	200	Vertical
2	68.8721	36.39	17.01	40.00	3.61	100	230	Vertical
3	138.3873	28.97	18.16	43.50	14.53	100	220	Vertical
4	449.5557	32.29	25.67	46.00	13.71	100	150	Vertical
5	672.8444	34.80	27.63	46.00	11.2	100	80	Vertical
6	938.8325	37.31	30.84	46.00	8.69	100	100	Vertical

### RESULT: Pass

**Note:** 1. Factor=Antenna Factor + Cable loss - Pre-amplifier, Margin=Measurement-Limit.

2. All test modes had been pre-tested. The mode 2 is the worst case and recorded in the report.

Any report having not been signed by authorized approver, or having been altered without authorization, or having not been stamped by the "Dedicated Testing/Inspection Stamp" is deemed to be invalid. Copying or excerpting portion of, or altering the content of the report is not permitted without the written authorization of AGC. The test results presented in the report apply only to the tested sample. Any objections to report issued by AGC should be submitted to AGC within 15days after the issuance of the test report. Further enquiry of validity or verification of the test report should be addressed to AGC by agc01@agccert.com.

Attestation of Global Compliance(Shenzhen)Co., Ltd  
Attestation of Global Compliance(Shenzhen)Std & Tech Co., Ltd  
Tel: +86-755 2523 4088 E-mail: agc@agccert.com Web: http://www.agccert.com/

**The battery model is YJ563170:  
Radiated Emissions Test Results for Above 1GHz**

<b>EUT Name</b>	Portable DECT Phone	<b>Model Name</b>	W610D
<b>Temperature</b>	25℃	<b>Relative Humidity</b>	55.4%
<b>Pressure</b>	960hPa	<b>Test Voltage</b>	DC 5V by adapter 1#
<b>Test Mode</b>	Mode 1	<b>Antenna Polarity</b>	Horizontal

Frequency	Meter Reading	Factor	Emission Level	Limits	Margin	Value Type
(MHz)	(dBμV)	(dB)	(dBμV/m)	(dBμV/m)	(dB)	
4804.000	49.78	0.08	49.86	74.00	-24.14	peak
4804.000	39.74	0.08	39.82	54.00	-14.18	AVG
7206.000	49.56	2.21	51.77	74.00	- 2.23	peak
7206.000	41.21	2.21	43.42	54.00	-10.58	AVG

Remark:

Factor = Antenna Factor + Cable Loss – Pre-amplifier.

<b>EUT Name</b>	Portable DECT Phone	<b>Model Name</b>	W610D
<b>Temperature</b>	25℃	<b>Relative Humidity</b>	55.4%
<b>Pressure</b>	960hPa	<b>Test Voltage</b>	DC 5V by adapter 1#
<b>Test Mode</b>	Mode 1	<b>Antenna Polarity</b>	Vertical

Frequency	Meter Reading	Factor	Emission Level	Limits	Margin	Value Type
(MHz)	(dBμV)	(dB)	(dBμV/m)	(dBμV/m)	(dB)	
4804.000	50.19	0.08	50.27	74.00	-23.73	peak
4804.000	38.34	0.08	38.42	54.00	-15.58	AVG
7206.000	48.63	2.21	50.84	74.00	-23.16	peak
7206.000	39.55	2.21	41.76	54.00	-12.24	AVG

Remark:

Factor = Antenna Factor + Cable Loss – Pre-amplifier.

**RESULT: Pass**

Any report having not been signed by authorized approver, or having been altered without authorization, or having not been stamped by the “Dedicated Testing/Inspection Stamp” is deemed to be invalid. Copying or excerpting portion of, or altering the content of the report is not permitted without the written authorization of AGC. The test results presented in the report apply only to the tested sample. Any objections to report issued by AGC should be submitted to AGC within 15days after the issuance of the test report. Further enquiry of validity or verification of the test report should be addressed to AGC by agc01@agccert.com.

Attestation of Global Compliance(Shenzhen)Co., Ltd

Attestation of Global Compliance(Shenzhen)Std & Tech Co., Ltd

Tel: +86-755 2523 4088 E-mail: agc@agccert.com Web: http://www.agccert.com/

### Radiated Emissions Test Results for Above 1GHz

<b>EUT Name</b>	Portable DECT Phone	<b>Model Name</b>	W610D
<b>Temperature</b>	25℃	<b>Relative Humidity</b>	55.4%
<b>Pressure</b>	960hPa	<b>Test Voltage</b>	DC 5V by adapter 1#
<b>Test Mode</b>	Mode 2	<b>Antenna Polarity</b>	Horizontal

Frequency	Meter Reading	Factor	Emission Level	Limits	Margin	Value Type
(MHz)	(dBμV)	(dB)	(dBμV/m)	(dBμV/m)	(dB)	
4880.000	51.53	0.14	51.67	74.00	-22.33	peak
4880.000	39.31	0.14	39.45	54.00	-14.55	AVG
7320.000	48.34	2.36	50.7	74.00	-23.3	peak
7320.000	38.99	2.36	41.35	54.00	-12.65	AVG

Remark:

Factor = Antenna Facto + Cable Loss – Pre-amplifier.

<b>EUT Name</b>	Portable DECT Phone	<b>Model Name</b>	W610D
<b>Temperature</b>	25℃	<b>Relative Humidity</b>	55.4%
<b>Pressure</b>	960hPa	<b>Test Voltage</b>	DC 5V by adapter 1#
<b>Test Mode</b>	Mode 2	<b>Antenna Polarity</b>	Vertical

Frequency	Meter Reading	Factor	mission Level	Limits	Margin	Value Type
(MHz)	(dBμV)	(dB)	(dBμV/m)	(dBμV/m)	(dB)	
4880.000	51.33	0.14	51.47	74.00	-22.53	peak
4880.000	38.74	0.14	38.88	54.00	-15.12	AVG
7320.000	49.31	2.36	51.67	74.00	-22.33	peak
7320.000	39.78	2.36	42.14	54.00	-11.86	AVG

Remark:

Factor = Antenna Factor + Cable Loss – Pre-amplifier.

### RESULT: Pass

Any report having not been signed by authorized approver, or having been altered without authorization, or having not been stamped by the “Dedicated Testing/Inspection Stamp” is deemed to be invalid. Copying or excerpting portion of, or altering the content of the report is not permitted without the written authorization of AGC. The test results presented in the report apply only to the tested sample. Any objections to report issued by AGC should be submitted to AGC within 15days after the issuance of the test report. Further enquiry of validity or verification of the test report should be addressed to AGC by agc01@agccert.com.

Attestation of Global Compliance(Shenzhen)Co., Ltd

Attestation of Global Compliance(Shenzhen)Std & Tech Co., Ltd

Tel: +86-755 2523 4088 E-mail: agc@agccert.com Web: http://www.agccert.com/

### Radiated Emissions Test Results for Above 1GHz

<b>EUT Name</b>	Portable DECT Phone	<b>Model Name</b>	W610D
<b>Temperature</b>	25°C	<b>Relative Humidity</b>	55.4%
<b>Pressure</b>	960hPa	<b>Test Voltage</b>	DC 5V by adapter 1#
<b>Test Mode</b>	Mode 3	<b>Antenna Polarity</b>	Horizontal

Frequency (MHz)	Meter Reading (dBμV)	Factor (dB)	Emission Level (dBμV/m)	Limits (dBμV/m)	Margin (dB)	Value Type
4960.000	48.97	0.22	49.19	74.00	-24.81	peak
4960.00	41.53	0.22	41.75	54.00	-12.25	AVG
7440.000	46.51	2.64	49.15	74.00	-24.85	peak
7440.000	39.98	2.64	42.62	54.00	-11.38	AVG

Remark:

Factor = Antenna Factor + Cable Loss – Pre-amplifier.

<b>EUT Name</b>	Portable DECT Phone	<b>Model Name</b>	W610D
<b>Temperature</b>	25°C	<b>Relative Humidity</b>	55.4%
<b>Pressure</b>	960hPa	<b>Test Voltage</b>	DC 5V by adapter 1#
<b>Test Mode</b>	Mode 3	<b>Antenna Polarity</b>	Vertical

Frequency (MHz)	Meter Reading (dBμV)	Factor (dB)	Emission Level (dBμV/m)	Limits (dBμV/m)	Margin (dB)	Value Type
4960.000	50.25	0.22	50.47	74.00	-23.53	peak
4960.000	40.39	0.22	40.61	54.00	-13.39	AVG
7440.000	45.84	2.64	48.48	74.00	-25.52	peak
7440.000	38.19	2.64	40.83	54.00	-13.17	AVG

Remark:

Factor = Antenna Factor + Cable Loss – Pre-amplifier.

**RESULT: Pass**

Any report having not been signed by authorized approver, or having been altered without authorization, or having not been stamped by the “Dedicated Testing/Inspection Stamp” is deemed to be invalid. Copying or excerpting portion of, or altering the content of the report is not permitted without the written authorization of AGC. The test results presented in the report apply only to the tested sample. Any objections to report issued by AGC should be submitted to AGC within 15days after the issuance of the test report. Further enquiry of validity or verification of the test report should be addressed to AGC by agc01@agccert.com.

Attestation of Global Compliance(Shenzhen)Co., Ltd

Attestation of Global Compliance(Shenzhen)Std & Tech Co., Ltd

Tel: +86-755 2523 4088 E-mail: agc@agccert.com Web: http://www.agccert.com/

<b>EUT Name</b>	Portable DECT Phone	<b>Model Name</b>	W610D
<b>Temperature</b>	25°C	<b>Relative Humidity</b>	55.4%
<b>Pressure</b>	960hPa	<b>Test Voltage</b>	DC 5V by adapter 1#
<b>Test Mode</b>	Mode 4	<b>Antenna Polarity</b>	Horizontal

Frequency	Meter Reading	Factor	Emission Level	Limits	Margin	Value Type
(MHz)	(dBμV)	(dB)	(dBμV/m)	(dBμV/m)	(dB)	
4804.000	49.57	0.08	49.65	74.00	-24.35	peak
4804.000	39.63	0.08	39.71	54.00	-14.29	AVG
7206.000	49.14	2.21	51.35	74.00	-22.65	peak
7206.000	39.57	2.21	41.78	54.00	-12.22	AVG

Remark:

Factor = Antenna Factor + Cable Loss – Pre-amplifier.

<b>EUT Name</b>	Portable DECT Phone	<b>Model Name</b>	W610D
<b>Temperature</b>	25°C	<b>Relative Humidity</b>	55.4%
<b>Pressure</b>	960hPa	<b>Test Voltage</b>	DC 5V by adapter 1#
<b>Test Mode</b>	Mode 4	<b>Antenna Polarity</b>	Vertical

Frequency	Meter Reading	Factor	Emission Level	Limits	Margin	Value Type
(MHz)	(dBμV)	(dB)	(dBμV/m)	(dBμV/m)	(dB)	
4804.000	48.74	0.08	48.82	74.00	-25.18	peak
4804.000	39.55	0.08	39.63	54.00	-14.37	AVG
7206.000	49.78	2.21	51.99	74.00	-22.01	peak
7206.000	39.16	2.21	41.37	54.00	-12.63	AVG

Remark:

Factor = Antenna Factor + Cable Loss – Pre-amplifier.

## RESULT: Pass

Any report having not been signed by authorized approver, or having been altered without authorization, or having not been stamped by the “Dedicated Testing/Inspection Stamp” is deemed to be invalid. Copying or excerpting portion of, or altering the content of the report is not permitted without the written authorization of AGC. The test results presented in the report apply only to the tested sample. Any objections to report issued by AGC should be submitted to AGC within 15days after the issuance of the test report. Further enquiry of validity or verification of the test report should be addressed to AGC by agc01@agccert.com.

Attestation of Global Compliance(Shenzhen)Co., Ltd  
Attestation of Global Compliance(Shenzhen)Std & Tech Co., Ltd  
Tel: +86-755 2523 4088 E-mail: agc@agccert.com Web: http://www.agccert.com/

### Radiated Emissions Test Results for Above 1GHz

<b>EUT Name</b>	Portable DECT Phone	<b>Model Name</b>	W610D
<b>Temperature</b>	25°C	<b>Relative Humidity</b>	55.4%
<b>Pressure</b>	960hPa	<b>Test Voltage</b>	DC 5V by adapter 1#
<b>Test Mode</b>	Mode 5	<b>Antenna Polarity</b>	Horizontal

Frequency	Meter Reading	Factor	Emission Level	Limits	Margin	Value Type
(MHz)	(dBμV)	(dB)	(dBμV/m)	(dBμV/m)	(dB)	
4880.000	50.24	0.14	50.38	74.00	-23.62	pea
4880.000	39.61	0.14	39.75	54.00	-14.25	AVG
7320.000	49.66	2.36	52.02	74.00	-21.98	peak
7320.000	38.97	2.36	41.33	54.00	-12.67	AVG

Remark:

Factor = Antenna Factor + Cable Loss – Pre-amplifier.

<b>EUT Name</b>	Portable DECT Phone	<b>Model Name</b>	W610D
<b>Temperature</b>	25°C	<b>Relative Humidity</b>	55.4%
<b>Pressure</b>	960hPa	<b>Test Voltage</b>	DC 5V by adapter 1#
<b>Test Mode</b>	Mode 5	<b>Antenna Polarity</b>	Vertical

Frequency	Meter Reading	Factor	Emission Level	Limits	Margin	Value Type
(MHz)	(dBμV)	(dB)	(dBμV/m)	(dBμV/m)	(dB)	
4880.000	51.11	0.14	51.25	74.00	-22.75	peak
4880.000	38.65	0.14	38.79	54.00	-15.21	AVG
7320.000	49.59	2.36	51.95	74.00	-22.05	peak
7320.000	39.66	2.36	42.02	54.00	-11.98	AVG

Remark:

Factor = Antenna Factor + Cable Loss – Pre-amplifier.

### **RESULT: Pass**

Any report having not been signed by authorized approver, or having been altered without authorization, or having not been stamped by the “Dedicated Testing/Inspection Stamp” is deemed to be invalid. Copying or excerpting portion of, or altering the content of the report is not permitted without the written authorization of AGC. The test results presented in the report apply only to the tested sample. Any objections to report issued by AGC should be submitted to AGC within 15days after the issuance of the test report. Further enquiry of validity or verification of the test report should be addressed to AGC by agc01@agccert.com.



### Radiated Emissions Test Results for Above 1GHz

<b>EUT Name</b>	Portable DECT Phone	<b>Model Name</b>	W610D
<b>Temperature</b>	25°C	<b>Relative Humidity</b>	55.4%
<b>Pressure</b>	960hPa	<b>Test Voltage</b>	DC 5V by adapter 1#
<b>Test Mode</b>	Mode 6	<b>Antenna Polarity</b>	Horizontal

Frequency	Meter Reading	Factor	Emission Level	Limits	Margin	Value Type
(MHz)	(dBμV)	(dB)	(dBμV/m)	(dBμV/m)	(dB)	
4960.000	48.97	0.22	49.19	74.00	-24.81	peak
4960.000	41.53	0.22	41.75	54.00	-12.25	AVG
7440.000	46.51	2.64	49.15	74.00	-24.85	peak
7440.000	39.98	2.64	42.62	54.00	-11.38	AVG

Remark:

Factor = Antenna Factor + Cable Loss – Pre-amplifier.

<b>EUT Name</b>	Portable DECT Phone	<b>Model Name</b>	W610D
<b>Temperature</b>	25°C	<b>Relative Humidity</b>	55.4%
<b>Pressure</b>	960hPa	<b>Test Voltage</b>	DC 5V by adapter 1#
<b>Test Mode</b>	Mode 6	<b>Antenna Polarity</b>	Vertical

Frequency	Meter Reading	Factor	Emission Level	Limits	Margin	Value Type
(MHz)	(dBμV)	(dB)	(dBμV/m)	(dBμV/m)	(dB)	
4960.000	51.24	0.22	51.46	74.00	-22.54	peak
4960.000	41.56	0.22	41.78	54.00	-12.22	AVG
7440.000	49.77	2.64	52.41	74.00	-21.59	peak
7440.000	39.64	2.64	42.28	54.00	-11.72	AVG

Remark:

Factor = Antenna Factor + Cable Loss – Pre-amplifier.

**RESULT: Pass**

Any report having not been signed by authorized approver, or having been altered without authorization, or having not been stamped by the “Dedicated Testing/Inspection Stamp” is deemed to be invalid. Copying or excerpting portion of, or altering the content of the report is not permitted without the written authorization of AGC. The test results presented in the report apply only to the tested sample. Any objections to report issued by AGC should be submitted to AGC within 15days after the issuance of the test report. Further enquiry of validity or verification of the test report should be addressed to AGC by agc01@agccert.com.

Attestation of Global Compliance(Shenzhen)Co., Ltd  
Attestation of Global Compliance(Shenzhen)Std & Tech Co., Ltd  
Tel: +86-755 2523 4088 E-mail: agc@agccert.com Web: http://www.agccert.com/

### Radiated Emissions Test Results for Above 1GHz

<b>EUT Name</b>	Portable DECT Phone	<b>Model Name</b>	W610D
<b>Temperature</b>	25°C	<b>Relative Humidity</b>	55.4%
<b>Pressure</b>	960hPa	<b>Test Voltage</b>	DC 5V by adapter 2#
<b>Test Mode</b>	Mode 1	<b>Antenna Polarity</b>	Horizontal

Frequency	Meter Reading	Factor	Emission Level	Limits	Margin	Value Type
(MHz)	(dBμV)	(dB)	(dBμV/m)	(dBμV/m)	(dB)	
4804.000	49.47	0.08	49.55	74.00	-24.45	peak
4804.000	40.17	0.08	40.25	54.00	-13.75	AVG
7206.000	49.56	2.21	51.77	74.00	-22.23	peak
7206.000	40.35	2.21	42.56	54.00	-11.44	AVG

Remark:

Factor = Antenna Factor + Cable Loss – Pre-amplifier.

<b>EUT Name</b>	Portable DECT Phone	<b>Model Name</b>	W610D
<b>Temperature</b>	25°C	<b>Relative Humidity</b>	55.4%
<b>Pressure</b>	960hPa	<b>Test Voltage</b>	DC 5V by adapter 2#
<b>Test Mode</b>	Mode 1	<b>Antenna Polarity</b>	Vertical

Frequency	Meter Reading	Factor	Emission Level	Limits	Margin	Value Type
(MHz)	(dBμV)	(dB)	(dBμV/m)	(dBμV/m)	(dB)	
4804.000	50.34	0.08	50.42	74.00	-23.58	peak
4804.000	39.85	0.08	39.93	54.00	-14.07	AVG
7206.000	49.81	2.21	52.02	74.00	-21.98	peak
7206.000	41.33	2.21	43.54	54.00	-10.46	AVG

Remark:

Factor = Antenna Factor + Cable Loss – Pre-amplifier.

**RESULT: Pass**

Any report having not been signed by authorized approver, or having been altered without authorization, or having not been stamped by the “Dedicated Testing/Inspection Stamp” is deemed to be invalid. Copying or excerpting portion of, or altering the content of the report is not permitted without the written authorization of AGC. The test results presented in the report apply only to the tested sample. Any objections to report issued by AGC should be submitted to AGC within 15days after the issuance of the test report. Further enquiry of validity or verification of the test report should be addressed to AGC by agc01@agccert.com.

Attestation of Global Compliance(Shenzhen)Co., Ltd  
Attestation of Global Compliance(Shenzhen)Std & Tech Co., Ltd  
Tel: +86-755 2523 4088 E-mail: agc@agccert.com Web: http://www.agccert.com/

### Radiated Emissions Test Results for Above 1GHz

<b>EUT Name</b>	Portable DECT Phone	<b>Model Name</b>	W610D
<b>Temperature</b>	25°C	<b>Relative Humidity</b>	55.4%
<b>Pressure</b>	960hPa	<b>Test Voltage</b>	DC 5V by adapter 2#
<b>Test Mode</b>	Mode 2	<b>Antenna Polarity</b>	Horizontal

Frequency	Meter Reading	Factor	Emission Level	Limits	Margin	Value Type
(MHz)	(dBμV)	(dB)	(dBμV/m)	(dBμV/m)	(dB)	
4880.000	50.28	0.14	50.42	74.00	-23.58	peak
4880.000	39.87	0.14	40.01	54.00	-13.99	AVG
7320.000	49.43	2.36	51.79	74.00	-22.21	peak
7320.000	39.39	2.36	41.75	54.00	-12.25	AVG

Remark:

Factor = Antenna Factor + Cable Loss – Pre-amplifier.

<b>EUT Name</b>	Portable DECT Phone	<b>Model Name</b>	W610D
<b>Temperature</b>	25°C	<b>Relative Humidity</b>	55.4%
<b>Pressure</b>	960hPa	<b>Test Voltage</b>	DC 5V by adapter 2#
<b>Test Mode</b>	Mode 2	<b>Antenna Polarity</b>	Vertical

Frequency	Meter Reading	Factor	Emission Level	Limits	Margin	Value Type
(MHz)	(dBμV)	(dB)	(dBμV/m)	(dBμV/m)	(dB)	
4880.000	51.14	0.14	51.28	74.00	-22.72	peak
4880.000	39.25	0.14	39.39	54.00	-14.61	AVG
7320.000	49.37	2.36	51.73	74.00	-22.27	peak
7320.000	39.59	2.36	41.95	54.00	-12.05	AVG

Remark:

Factor = Antenna Factor + Cable Loss – Pre-amplifier.

### **RESULT: Pass**

Any report having not been signed by authorized approver, or having been altered without authorization, or having not been stamped by the “Dedicated Testing/Inspection Stamp” is deemed to be invalid. Copying or excerpting portion of, or altering the content of the report is not permitted without the written authorization of AGC. The test results presented in the report apply only to the tested sample. Any objections to report issued by AGC should be submitted to AGC within 15days after the issuance of the test report. Further enquiry of validity or verification of the test report should be addressed to AGC by agc01@agccert.com.

Attestation of Global Compliance(Shenzhen)Co., Ltd  
Attestation of Global Compliance(Shenzhen)Std & Tech Co., Ltd  
Tel: +86-755 2523 4088 E-mail: agc@agccert.com Web: http://www.agccert.com/

### Radiated Emissions Test Results for Above 1GHz

<b>EUT Name</b>	Portable DECT Phone	<b>Model Name</b>	W610D
<b>Temperature</b>	25°C	<b>Relative Humidity</b>	55.4%
<b>Pressure</b>	960hPa	<b>Test Voltage</b>	DC 5V by adapter 2#
<b>Test Mode</b>	Mode 3	<b>Antenna Polarity</b>	Horizontal

Frequency	Meter Reading	Factor	Emission Level	Limits	Margin	Value Type
(MHz)	(dBμV)	(dB)	(dBμV/m)	(dBμV/m)	(dB)	
4960.000	50.28	0.22	50.5	74.00	-23.50	peak
4960.000	40.39	0.22	40.61	54.00	-13.39	AVG
7440.000	49.74	2.64	52.38	74.00	-21.62	peak
7440.000	39.51	2.64	42.15	54.00	-11.85	AVG

Remark:

Factor = Antenna Factor + Cable Loss – Pre-amplifier.

<b>EUT Name</b>	Portable DECT Phone	<b>Model Name</b>	W610D
<b>Temperature</b>	25°C	<b>Relative Humidity</b>	55.4%
<b>Pressure</b>	960hPa	<b>Test Voltage</b>	DC 5V by adapter 2#
<b>Test Mode</b>	Mode 3	<b>Antenna Polarity</b>	Vertical

Frequency	Meter Reading	Factor	Emission Level	Limits	Margin	Value Type
(MHz)	(dBμV)	(dB)	(dBμV/m)	(dBμV/m)	(dB)	
4960.000	51.24	0.22	51.46	74.00	-22.54	peak
4960.000	41.67	0.22	41.89	54.00	-12.11	AVG
7440.000	49.04	2.64	51.68	74.00	-22.32	peak
7440.000	39.77	2.64	42.41	54.00	-11.59	AVG

Remark:

Factor = Antenna Factor + Cable Loss – Pre-amplifier.

**RESULT: Pass**

Any report having not been signed by authorized approver, or having been altered without authorization, or having not been stamped by the “Dedicated Testing/Inspection Stamp” is deemed to be invalid. Copying or excerpting portion of, or altering the content of the report is not permitted without the written authorization of AGC. The test results presented in the report apply only to the tested sample. Any objections to report issued by AGC should be submitted to AGC within 15days after the issuance of the test report. Further enquiry of validity or verification of the test report should be addressed to AGC by agc01@agccert.com.

Attestation of Global Compliance(Shenzhen)Co., Ltd  
Attestation of Global Compliance(Shenzhen)Std & Tech Co., Ltd  
Tel: +86-755 2523 4088 E-mail: agc@agccert.com Web: http://www.agccert.com/

<b>EUT Name</b>	Portable DECT Phone	<b>Model Name</b>	W610D
<b>Temperature</b>	25°C	<b>Relative Humidity</b>	55.4%
<b>Pressure</b>	960hPa	<b>Test Voltage</b>	DC 5V by adapter 2#
<b>Test Mode</b>	Mode 4	<b>Antenna Polarity</b>	Horizontal

Frequency	Meter Reading	Factor	Emission Level	Limits	Margin	Value Type
(MHz)	(dBμV)	(dB)	(dBμV/m)	(dBμV/m)	(dB)	
4804.000	49.89	0.08	49.97	74.00	-24.03	peak
4804.000	39.55	0.08	39.63	54.00	-14.37	AVG
7206.000	49.61	2.21	51.82	74.00	-22.18	peak
7206.000	40.33	2.21	42.54	54.00	-11.46	AVG

Remark:

Factor = Antenna Factor + Cable Loss – Pre-amplifier.

<b>EUT Name</b>	Portable DECT Phone	<b>Model Name</b>	W610D
<b>Temperature</b>	25°C	<b>Relative Humidity</b>	55.4%
<b>Pressure</b>	960hPa	<b>Test Voltage</b>	DC 5V by adapter 2#
<b>Test Mode</b>	Mode 4	<b>Antenna Polarity</b>	Vertical

Frequency	Meter Reading	Factor	Emission Level	Limits	Margin	Value Type
(MHz)	(dBμV)	(dB)	(dBμV/m)	(dBμV/m)	(dB)	
4804.000	48.96	0.08	49.04	74.00	-24.96	peak
4804.000	39.59	0.08	39.67	54.00	-14.33	AVG
7206.000	49.61	2.21	51.82	74.00	-22.18	peak
7206.000	40.64	2.21	42.85	54.00	-11.15	AVG

Remark:

Factor = Antenna Factor + Cable Loss – Pre-amplifier.

## RESULT: Pass

Any report having not been signed by authorized approver, or having been altered without authorization, or having not been stamped by the “Dedicated Testing/Inspection Stamp” is deemed to be invalid. Copying or excerpting portion of, or altering the content of the report is not permitted without the written authorization of AGC. The test results presented in the report apply only to the tested sample. Any objections to report issued by AGC should be submitted to AGC within 15days after the issuance of the test report. Further enquiry of validity or verification of the test report should be addressed to AGC by agc01@agccert.com.

Attestation of Global Compliance(Shenzhen)Co., Ltd

Attestation of Global Compliance(Shenzhen)Std & Tech Co., Ltd

Tel: +86-755 2523 4088 E-mail: agc@agccert.com Web: http://www.agccert.com/

### Radiated Emissions Test Results for Above 1GHz

<b>EUT Name</b>	Portable DECT Phone	<b>Model Name</b>	W610D
<b>Temperature</b>	25°C	<b>Relative Humidity</b>	55.4%
<b>Pressure</b>	960hPa	<b>Test Voltage</b>	DC 5V by adapter 2#
<b>Test Mode</b>	Mode 5	<b>Antenna Polarity</b>	Horizontal

Frequency	Meter Reading	Factor	Emission Level	Limits	Margin	Value Type
(MHz)	(dBμV)	(dB)	(dBμV/m)	(dBμV/m)	(dB)	
4880.000	50.28	0.14	50.42	74.00	-23.58	peak
4880.000	39.55	0.14	39.69	54.00	-14.31	AVG
7320.000	49.59	2.36	51.95	74.00	-22.05	peak
7320.000	40.11	2.36	42.47	54.00	-11.53	AVG

Remark:

Factor = Antenna Factor + Cable Loss – Pre-amplifier.

<b>EUT Name</b>	Portable DECT Phone	<b>Model Name</b>	W610D
<b>Temperature</b>	25°C	<b>Relative Humidity</b>	55.4%
<b>Pressure</b>	960hPa	<b>Test Voltage</b>	DC 5V by adapter 2#
<b>Test Mode</b>	Mode 5	<b>Antenna Polarity</b>	Vertical

Frequency	Meter Reading	Factor	Emission Level	Limits	Margin	Value Type
(MHz)	(dBμV)	(dB)	(dBμV/m)	(dBμV/m)	(dB)	
4880.000	50.99	0.14	51.13	74.00	-22.87	peak
4880.000	40.10	0.14	40.24	54.00	-13.76	AVG
7320.000	48.34	2.36	50.70	74.00	-23.30	peak
7320.000	39.94	2.36	42.30	54.00	-11.70	AVG

Remark:

Factor = Antenna Factor + Cable Loss – Pre-amplifier.

### **RESULT: Pass**

Any report having not been signed by authorized approver, or having been altered without authorization, or having not been stamped by the “Dedicated Testing/Inspection Stamp” is deemed to be invalid. Copying or excerpting portion of, or altering the content of the report is not permitted without the written authorization of AGC. The test results presented in the report apply only to the tested sample. Any objections to report issued by AGC should be submitted to AGC within 15days after the issuance of the test report. Further enquiry of validity or verification of the test report should be addressed to AGC by agc01@agccert.com.

### Radiated Emissions Test Results for Above 1GHz

<b>EUT Name</b>	Portable DECT Phone	<b>Model Name</b>	W610D
<b>Temperature</b>	25°C	<b>Relative Humidity</b>	55.4%
<b>Pressure</b>	960hPa	<b>Test Voltage</b>	DC 5V by adapter 2#
<b>Test Mode</b>	Mode 6	<b>Antenna Polarity</b>	Horizontal

Frequency	Meter Reading	Factor	Emission Level	Limits	Margin	Value Type
(MHz)	(dBμV)	(dB)	(dBμV/m)	(dBμV/m)	(dB)	
4960.000	50.20	0.22	50.42	74.00	-23.58	peak
4960.000	40.27	0.22	40.49	54.00	-13.51	AVG
7440.000	48.95	2.64	51.59	74.00	-22.41	peak
7440.000	38.79	2.64	41.43	54.00	-12.57	AVG

Remark:

Factor = Antenna Factor + Cable Loss – Pre-amplifier.

<b>EUT Name</b>	Portable DECT Phone	<b>Model Name</b>	W610D
<b>Temperature</b>	25°C	<b>Relative Humidity</b>	55.4%
<b>Pressure</b>	960hPa	<b>Test Voltage</b>	DC 5V by adapter 2#
<b>Test Mode</b>	Mode 6	<b>Antenna Polarity</b>	Vertical

Frequency	Meter Reading	Factor	Emission Level	Limits	Margin	Value Type
(MHz)	(dBμV)	(dB)	(dBμV/m)	(dBμV/m)	(dB)	
4960.000	49.51	0.22	49.73	74.00	-24.27	peak
4960.000	41.25	0.22	41.47	54.00	-12.53	AVG
7440.000	49.33	2.64	51.97	74.00	-22.03	peak
7440.000	39.47	2.64	42.11	54.00	-11.89	AVG

Remark:

Factor = Antenna Factor + Cable Loss – Pre-amplifier.

### RESULT: Pass

#### Note:

1. The amplitude of other spurious emissions from 1G to 25 GHz which are attenuated more than 20 dB below the permissible value need not be reported.
2. Factor = Antenna Factor + Cable loss – Pre-amplifier gain, Margin =Emission Level-Limit.
3. The “Factor” value can be calculated automatically by software of measurement system.

Any report having not been signed by authorized approver, or having been altered without authorization, or having not been stamped by the “Dedicated Testing/Inspection Stamp” is deemed to be invalid. Copying or excerpting portion of, or altering the content of the report is not permitted without the written authorization of AGC. The test results presented in the report apply only to the tested sample. Any objections to report issued by AGC should be submitted to AGC within 15days after the issuance of the test report. Further enquiry of validity or verification of the test report should be addressed to AGC by agc01@agccert.com.

Attestation of Global Compliance(Shenzhen)Co., Ltd

Attestation of Global Compliance(Shenzhen)Std & Tech Co., Ltd

Tel: +86-755 2523 4088 E-mail: agc@agccert.com Web: http://www.agccert.com/



**The battery model is 543171PN3:  
Radiated Emissions Test Results for Above 1GHz**

<b>EUT Name</b>	Portable DECT Phone	<b>Model Name</b>	W610D
<b>Temperature</b>	22.8℃	<b>Relative Humidity</b>	54.0%
<b>Pressure</b>	960hPa	<b>Test Voltage</b>	DC 5V by adapter 1#
<b>Test Mode</b>	Mode 1	<b>Antenna Polarity</b>	Horizontal

Frequency (MHz)	Meter Reading (dBμV)	Factor (dB)	Emission Level (dBμV/m)	Limits (dBμV/m)	Margin (dB)	Value Type
4804.000	46.54	0.08	46.62	74	-27.38	peak
4804.000	37.52	0.08	37.60	54	-16.40	AVG
7206.000	41.83	2.21	44.04	74	-29.96	peak
7206.000	32.27	2.21	34.48	54	-19.52	AVG

Remark:

Factor = Antenna Factor + Cable Loss – Pre-amplifier.

<b>EUT Name</b>	Portable DECT Phone	<b>Model Name</b>	W610D
<b>Temperature</b>	22.8℃	<b>Relative Humidity</b>	54.0%
<b>Pressure</b>	960hPa	<b>Test Voltage</b>	DC 5V by adapter 1#
<b>Test Mode</b>	Mode 1	<b>Antenna Polarity</b>	Vertical

Frequency (MHz)	Meter Reading (dBμV)	Factor (dB)	Emission Level (dBμV/m)	Limits (dBμV/m)	Margin (dB)	Value Type
4804.000	46.49	0.08	46.57	74	-27.43	peak
4804.000	37.02	0.08	37.10	54	-16.90	AVG
7206.000	41.84	2.21	44.05	74	-29.95	peak
7206.000	32.28	2.21	34.49	54	-19.51	AVG

Remark:

Factor = Antenna Factor + Cable Loss – Pre-amplifier.

**RESULT: PASS**

Any report having not been signed by authorized approver, or having been altered without authorization, or having not been stamped by the “Dedicated Testing/Inspection Stamp” is deemed to be invalid. Copying or excerpting portion of, or altering the content of the report is not permitted without the written authorization of AGC. The test results presented in the report apply only to the tested sample. Any objections to report issued by AGC should be submitted to AGC within 15days after the issuance of the test report. Further enquiry of validity or verification of the test report should be addressed to AGC by agc01@agccert.com.

Attestation of Global Compliance(Shenzhen)Co., Ltd

Attestation of Global Compliance(Shenzhen)Std & Tech Co., Ltd

Tel: +86-755 2523 4088 E-mail: agc@agccert.com Web: http://www.agccert.com/

### Radiated Emissions Test Results for Above 1GHz

<b>EUT Name</b>	Portable DECT Phone	<b>Model Name</b>	W610D
<b>Temperature</b>	22.8℃	<b>Relative Humidity</b>	54.0%
<b>Pressure</b>	960hPa	<b>Test Voltage</b>	DC 5V by adapter 1#
<b>Test Mode</b>	Mode 2	<b>Antenna Polarity</b>	Horizontal

Frequency (MHz)	Meter Reading (dBμV)	Factor (dB)	Emission Level (dBμV/m)	Limits (dBμV/m)	Margin (dB)	Value Type
4882.000	46.20	0.08	46.28	74	-27.72	peak
4882.000	37.13	0.08	37.21	54	-16.79	AVG
7323.000	41.52	2.21	43.73	74	-30.27	peak
7323.000	32.69	2.21	34.90	54	-19.10	AVG

Remark:

Factor = Antenna Factor + Cable Loss – Pre-amplifier.

<b>EUT Name</b>	Portable DECT Phone	<b>Model Name</b>	W610D
<b>Temperature</b>	22.8℃	<b>Relative Humidity</b>	54.0%
<b>Pressure</b>	960hPa	<b>Test Voltage</b>	DC 5V by adapter 1#
<b>Test Mode</b>	Mode 2	<b>Antenna Polarity</b>	Vertical

Frequency (MHz)	Meter Reading (dBμV)	Factor (dB)	Emission Level (dBμV/m)	Limits (dBμV/m)	Margin (dB)	Value Type
4880.000	46.76	0.08	46.84	74	-27.16	peak
4880.000	37.74	0.08	37.82	54	-16.18	AVG
7320.000	41.95	2.21	44.16	74	-29.84	peak
7320.000	32.09	2.21	34.30	54	-19.70	AVG

Remark:

Factor = Antenna Factor + Cable Loss – Pre-amplifier.

**RESULT: Pass**

Any report having not been signed by authorized approver, or having been altered without authorization, or having not been stamped by the “Dedicated Testing/Inspection Stamp” is deemed to be invalid. Copying or excerpting portion of, or altering the content of the report is not permitted without the written authorization of AGC. The test results presented in the report apply only to the tested sample. Any objections to report issued by AGC should be submitted to AGC within 15days after the issuance of the test report. Further enquiry of validity or verification of the test report should be addressed to AGC by agc01@agccert.com.

Attestation of Global Compliance(Shenzhen)Co., Ltd  
Attestation of Global Compliance(Shenzhen)Std & Tech Co., Ltd  
Tel: +86-755 2523 4088 E-mail: agc@agccert.com Web: http://www.agccert.com/

### Radiated Emissions Test Results for Above 1GHz

<b>EUT Name</b>	Portable DECT Phone	<b>Model Name</b>	W610D
<b>Temperature</b>	22.8℃	<b>Relative Humidity</b>	54.0%
<b>Pressure</b>	960hPa	<b>Test Voltage</b>	DC 5V by adapter 1#
<b>Test Mode</b>	Mode 3	<b>Antenna Polarity</b>	Horizontal

Frequency (MHz)	Meter Reading (dBμV)	Factor (dB)	Emission Level (dBμV/m)	Limits (dBμV/m)	Margin (dB)	Value Type
4960.000	46.00	0.08	46.08	74	-27.92	peak
4960.000	37.85	0.08	37.93	54	-16.07	AVG
7440.000	41.00	2.21	43.21	74	-30.79	peak
7440.000	32.89	2.21	35.10	54	-18.90	AVG

Remark:

Factor = Antenna Factor + Cable Loss – Pre-amplifier.

<b>EUT Name</b>	Portable DECT Phone	<b>Model Name</b>	W610D
<b>Temperature</b>	22.8℃	<b>Relative Humidity</b>	54.0%
<b>Pressure</b>	960hPa	<b>Test Voltage</b>	DC 5V by adapter 1#
<b>Test Mode</b>	Mode 3	<b>Antenna Polarity</b>	Vertical

Frequency (MHz)	Meter Reading (dBμV)	Factor (dB)	Emission Level (dBμV/m)	Limits (dBμV/m)	Margin (dB)	Value Type
4960.000	46.40	0.08	46.48	74	-27.52	peak
4960.000	37.80	0.08	37.88	54	-16.12	AVG
7440.000	41.00	2.21	43.21	74	-30.79	peak
7440.000	32.97	2.21	35.18	54	-18.82	AVG

Remark:

Factor = Antenna Factor + Cable Loss – Pre-amplifier.

**RESULT: Pass**

Any report having not been signed by authorized approver, or having been altered without authorization, or having not been stamped by the “Dedicated Testing/Inspection Stamp” is deemed to be invalid. Copying or excerpting portion of, or altering the content of the report is not permitted without the written authorization of AGC. The test results presented in the report apply only to the tested sample. Any objections to report issued by AGC should be submitted to AGC within 15days after the issuance of the test report. Further enquiry of validity or verification of the test report should be addressed to AGC by agc01@agccert.com.

Attestation of Global Compliance(Shenzhen)Co., Ltd  
Attestation of Global Compliance(Shenzhen)Std & Tech Co., Ltd  
Tel: +86-755 2523 4088 E-mail: agc@agccert.com Web: http://www.agccert.com/

### Radiated Emissions Test Results for Above 1GHz

<b>EUT Name</b>	Portable DECT Phone	<b>Model Name</b>	W610D
<b>Temperature</b>	22.8℃	<b>Relative Humidity</b>	54.0%
<b>Pressure</b>	960hPa	<b>Test Voltage</b>	DC 5V by adapter 1#
<b>Test Mode</b>	Mode 4	<b>Antenna Polarity</b>	Horizontal

Frequency (MHz)	Meter Reading (dBμV)	Factor (dB)	Emission Level (dBμV/m)	Limits (dBμV/m)	Margin (dB)	Value Type
4804.000	46.21	0.08	46.29	74	-27.71	peak
4804.000	37.73	0.08	37.81	54	-16.19	AVG
7206.000	41.37	2.21	43.58	74	-30.42	peak
7206.000	32.95	2.21	35.16	54	-18.84	AVG

Remark:

Factor = Antenna Factor + Cable Loss – Pre-amplifier.

<b>EUT Name</b>	Portable DECT Phone	<b>Model Name</b>	W610D
<b>Temperature</b>	22.8℃	<b>Relative Humidity</b>	54.0%
<b>Pressure</b>	960hPa	<b>Test Voltage</b>	DC 5V by adapter 1#
<b>Test Mode</b>	Mode 4	<b>Antenna Polarity</b>	Vertical

Frequency (MHz)	Meter Reading (dBμV)	Factor (dB)	Emission Level (dBμV/m)	Limits (dBμV/m)	Margin (dB)	Value Type
4804.000	46.26	0.08	46.34	74	-27.66	peak
4804.000	37.69	0.08	37.77	54	-16.23	AVG
7206.000	41.66	2.21	43.87	74	-30.13	peak
7206.000	32.33	2.21	34.54	54	-19.46	AVG

Remark:

Factor = Antenna Factor + Cable Loss – Pre-amplifier.

**RESULT: Pass**

Any report having not been signed by authorized approver, or having been altered without authorization, or having not been stamped by the “Dedicated Testing/Inspection Stamp” is deemed to be invalid. Copying or excerpting portion of, or altering the content of the report is not permitted without the written authorization of AGC. The test results presented in the report apply only to the tested sample. Any objections to report issued by AGC should be submitted to AGC within 15days after the issuance of the test report. Further enquiry of validity or verification of the test report should be addressed to AGC by agc01@agccert.com.

Attestation of Global Compliance(Shenzhen)Co., Ltd  
Attestation of Global Compliance(Shenzhen)Std & Tech Co., Ltd  
Tel: +86-755 2523 4088 E-mail: agc@agccert.com Web: http://www.agccert.com/

### Radiated Emissions Test Results for Above 1GHz

<b>EUT Name</b>	Portable DECT Phone	<b>Model Name</b>	W610D
<b>Temperature</b>	22.8℃	<b>Relative Humidity</b>	54.0%
<b>Pressure</b>	960hPa	<b>Test Voltage</b>	DC 5V by adapter 1#
<b>Test Mode</b>	Mode 5	<b>Antenna Polarity</b>	Horizontal

Frequency (MHz)	Meter Reading (dBμV)	Factor (dB)	Emission Level (dBμV/m)	Limits (dBμV/m)	Margin (dB)	Value Type
4880.000	46.78	0.08	46.86	74	-27.14	peak
4880.000	37.18	0.08	37.26	54	-16.74	AVG
7320.000	41.59	2.21	43.80	74	-30.20	peak
7320.000	32.28	2.21	34.49	54	-19.51	AVG

Remark:

Factor = Antenna Factor + Cable Loss – Pre-amplifier.

<b>EUT Name</b>	Portable DECT Phone	<b>Model Name</b>	W610D
<b>Temperature</b>	22.8℃	<b>Relative Humidity</b>	54.0%
<b>Pressure</b>	960hPa	<b>Test Voltage</b>	DC 5V by adapter 1#
<b>Test Mode</b>	Mode 5	<b>Antenna Polarity</b>	Vertical

Frequency (MHz)	Meter Reading (dBμV)	Factor (dB)	Emission Level (dBμV/m)	Limits (dBμV/m)	Margin (dB)	Value Type
4880.000	46.00	0.08	46.08	74	-27.92	peak
4880.000	37.77	0.08	37.85	54	-16.15	AVG
7320.000	41.76	2.21	43.97	74	-30.03	peak
7320.000	32.04	2.21	34.25	54	-19.75	AVG

Remark:

Factor = Antenna Factor + Cable Loss – Pre-amplifier.

### RESULT: Pass

Any report having not been signed by authorized approver, or having been altered without authorization, or having not been stamped by the “Dedicated Testing/Inspection Stamp” is deemed to be invalid. Copying or excerpting portion of, or altering the content of the report is not permitted without the written authorization of AGC. The test results presented in the report apply only to the tested sample. Any objections to report issued by AGC should be submitted to AGC within 15days after the issuance of the test report. Further enquiry of validity or verification of the test report should be addressed to AGC by agc01@agccert.com.

Attestation of Global Compliance(Shenzhen)Co., Ltd

Attestation of Global Compliance(Shenzhen)Std & Tech Co., Ltd

Tel: +86-755 2523 4088 E-mail: agc@agccert.com Web: http://www.agccert.com/

### Radiated Emissions Test Results for Above 1GHz

<b>EUT Name</b>	Portable DECT Phone	<b>Model Name</b>	W610D
<b>Temperature</b>	22.8℃	<b>Relative Humidity</b>	54.0%
<b>Pressure</b>	960hPa	<b>Test Voltage</b>	DC 5V by adapter 1#
<b>Test Mode</b>	Mode 6	<b>Antenna Polarity</b>	Horizontal

Frequency (MHz)	Meter Reading (dBμV)	Factor (dB)	Emission Level (dBμV/m)	Limits (dBμV/m)	Margin (dB)	Value Type
4960.000	46.50	0.08	46.58	74	-27.42	peak
4960.000	37.27	0.08	37.35	54	-16.65	AVG
7440.000	41.46	2.21	43.67	74	-30.33	peak
7440.000	32.38	2.21	34.59	54	-19.41	AVG

Remark:

Factor = Antenna Factor + Cable Loss – Pre-amplifier.

<b>EUT Name</b>	Portable DECT Phone	<b>Model Name</b>	W610D
<b>Temperature</b>	22.8℃	<b>Relative Humidity</b>	54.0%
<b>Pressure</b>	960hPa	<b>Test Voltage</b>	DC 5V by adapter 1#
<b>Test Mode</b>	Mode 6	<b>Antenna Polarity</b>	Vertical

Frequency (MHz)	Meter Reading (dBμV)	Factor (dB)	Emission Level (dBμV/m)	Limits (dBμV/m)	Margin (dB)	Value Type
4960.000	46.42	0.08	46.50	74	-27.50	peak
4960.000	37.57	0.08	37.65	54	-16.35	AVG
7440.000	41.50	2.21	43.71	74	-30.29	peak
7440.000	32.87	2.21	35.08	54	-18.92	AVG

Remark:

Factor = Antenna Factor + Cable Loss – Pre-amplifier.

Any report having not been signed by authorized approver, or having been altered without authorization, or having not been stamped by the “Dedicated Testing/Inspection Stamp” is deemed to be invalid. Copying or excerpting portion of, or altering the content of the report is not permitted without the written authorization of AGC. The test results presented in the report apply only to the tested sample. Any objections to report issued by AGC should be submitted to AGC within 15days after the issuance of the test report. Further enquiry of validity or verification of the test report should be addressed to AGC by agc01@agccert.com.

### Radiated Emissions Test Results for Above 1GHz

<b>EUT Name</b>	Portable DECT Phone	<b>Model Name</b>	W610D
<b>Temperature</b>	22.8℃	<b>Relative Humidity</b>	54.0%
<b>Pressure</b>	960hPa	<b>Test Voltage</b>	DC 5V by adapter 2#
<b>Test Mode</b>	Mode 1	<b>Antenna Polarity</b>	Horizontal

Frequency (MHz)	Meter Reading (dBμV)	Factor (dB)	Emission Level (dBμV/m)	Limits (dBμV/m)	Margin (dB)	Value Type
4804.000	46.48	0.08	46.56	74	-27.44	peak
4804.000	37.98	0.08	38.06	54	-15.94	AVG
7206.000	41.23	2.21	43.44	74	-30.56	peak
7206.000	32.79	2.21	35.00	54	-19.00	AVG

Remark:

Factor = Antenna Factor + Cable Loss – Pre-amplifier.

<b>EUT Name</b>	Portable DECT Phone	<b>Model Name</b>	W610D
<b>Temperature</b>	22.8℃	<b>Relative Humidity</b>	54.0%
<b>Pressure</b>	960hPa	<b>Test Voltage</b>	DC 5V by adapter 2#
<b>Test Mode</b>	Mode 1	<b>Antenna Polarity</b>	Vertical

Frequency (MHz)	Meter Reading (dBμV)	Factor (dB)	Emission Level (dBμV/m)	Limits (dBμV/m)	Margin (dB)	Value Type
4804.000	46.95	0.08	47.03	74	-26.97	peak
4804.000	37.26	0.08	37.34	54	-16.66	AVG
7206.000	41.84	2.21	44.05	74	-29.95	peak
7206.000	32.65	2.21	34.86	54	-19.14	AVG

Remark:

Factor = Antenna Factor + Cable Loss – Pre-amplifier.

**RESULT: PASS**

Any report having not been signed by authorized approver, or having been altered without authorization, or having not been stamped by the “Dedicated Testing/Inspection Stamp” is deemed to be invalid. Copying or excerpting portion of, or altering the content of the report is not permitted without the written authorization of AGC. The test results presented in the report apply only to the tested sample. Any objections to report issued by AGC should be submitted to AGC within 15days after the issuance of the test report. Further enquiry of validity or verification of the test report should be addressed to AGC by agc01@agccert.com.

Attestation of Global Compliance(Shenzhen)Co., Ltd  
Attestation of Global Compliance(Shenzhen)Std & Tech Co., Ltd  
Tel: +86-755 2523 4088 E-mail: agc@agccert.com Web: http://www.agccert.com/



### Radiated Emissions Test Results for Above 1GHz

<b>EUT Name</b>	Portable DECT Phone	<b>Model Name</b>	W610D
<b>Temperature</b>	22.8℃	<b>Relative Humidity</b>	54.0%
<b>Pressure</b>	960hPa	<b>Test Voltage</b>	DC 5V by adapter 2#
<b>Test Mode</b>	Mode 2	<b>Antenna Polarity</b>	Horizontal

Frequency (MHz)	Meter Reading (dBμV)	Factor (dB)	Emission Level (dBμV/m)	Limits (dBμV/m)	Margin (dB)	Value Type
4882.000	46.73	0.08	46.81	74	-27.19	peak
4882.000	37.33	0.08	37.41	54	-16.59	AVG
7323.000	41.30	2.21	43.51	74	-30.49	peak
7323.000	32.54	2.21	34.75	54	-19.25	AVG

Remark:

Factor = Antenna Factor + Cable Loss – Pre-amplifier.

<b>EUT Name</b>	Portable DECT Phone	<b>Model Name</b>	W610D
<b>Temperature</b>	22.8℃	<b>Relative Humidity</b>	54.0%
<b>Pressure</b>	960hPa	<b>Test Voltage</b>	DC 5V by adapter 2#
<b>Test Mode</b>	Mode 2	<b>Antenna Polarity</b>	Vertical

Frequency (MHz)	Meter Reading (dBμV)	Factor (dB)	Emission Level (dBμV/m)	Limits (dBμV/m)	Margin (dB)	Value Type
4880.000	46.25	0.08	46.33	74	-27.67	peak
4880.000	37.02	0.08	37.10	54	-16.90	AVG
7320.000	41.18	2.21	43.39	74	-30.61	peak
7320.000	32.29	2.21	34.50	54	-19.50	AVG

Remark:

Factor = Antenna Factor + Cable Loss – Pre-amplifier.

**RESULT: Pass**

Any report having not been signed by authorized approver, or having been altered without authorization, or having not been stamped by the “Dedicated Testing/Inspection Stamp” is deemed to be invalid. Copying or excerpting portion of, or altering the content of the report is not permitted without the written authorization of AGC. The test results presented in the report apply only to the tested sample. Any objections to report issued by AGC should be submitted to AGC within 15days after the issuance of the test report. Further enquiry of validity or verification of the test report should be addressed to AGC by agc01@agccert.com.

Attestation of Global Compliance(Shenzhen)Co., Ltd

Attestation of Global Compliance(Shenzhen)Std & Tech Co., Ltd

Tel: +86-755 2523 4088 E-mail: agc@agccert.com Web: http://www.agccert.com/

### Radiated Emissions Test Results for Above 1GHz

<b>EUT Name</b>	Portable DECT Phone	<b>Model Name</b>	W610D
<b>Temperature</b>	22.8℃	<b>Relative Humidity</b>	54.0%
<b>Pressure</b>	960hPa	<b>Test Voltage</b>	DC 5V by adapter 2#
<b>Test Mode</b>	Mode 3	<b>Antenna Polarity</b>	Horizontal

Frequency (MHz)	Meter Reading (dBμV)	Factor (dB)	Emission Level (dBμV/m)	Limits (dBμV/m)	Margin (dB)	Value Type
4960.000	46.40	0.08	46.48	74	-27.52	peak
4960.000	37.56	0.08	37.64	54	-16.36	AVG
7440.000	41.43	2.21	43.64	74	-30.36	peak
7440.000	32.64	2.21	34.85	54	-19.15	AVG

Remark:

Factor = Antenna Factor + Cable Loss – Pre-amplifier.

<b>EUT Name</b>	Portable DECT Phone	<b>Model Name</b>	W610D
<b>Temperature</b>	22.8℃	<b>Relative Humidity</b>	54.0%
<b>Pressure</b>	960hPa	<b>Test Voltage</b>	DC 5V by adapter 2#
<b>Test Mode</b>	Mode 3	<b>Antenna Polarity</b>	Vertical

Frequency (MHz)	Meter Reading (dBμV)	Factor (dB)	Emission Level (dBμV/m)	Limits (dBμV/m)	Margin (dB)	Value Type
4960.000	46.46	0.08	46.54	74	-27.46	peak
4960.000	37.45	0.08	37.53	54	-16.47	AVG
7440.000	41.51	2.21	43.72	74	-30.28	peak
7440.000	32.16	2.21	34.37	54	-19.63	AVG

Remark:

Factor = Antenna Factor + Cable Loss – Pre-amplifier.

**RESULT: Pass**

Any report having not been signed by authorized approver, or having been altered without authorization, or having not been stamped by the “Dedicated Testing/Inspection Stamp” is deemed to be invalid. Copying or excerpting portion of, or altering the content of the report is not permitted without the written authorization of AGC. The test results presented in the report apply only to the tested sample. Any objections to report issued by AGC should be submitted to AGC within 15days after the issuance of the test report. Further enquiry of validity or verification of the test report should be addressed to AGC by agc01@agccert.com.

Attestation of Global Compliance(Shenzhen)Co., Ltd  
Attestation of Global Compliance(Shenzhen)Std & Tech Co., Ltd  
Tel: +86-755 2523 4088 E-mail: agc@agccert.com Web: http://www.agccert.com/

### Radiated Emissions Test Results for Above 1GHz

<b>EUT Name</b>	Portable DECT Phone	<b>Model Name</b>	W610D
<b>Temperature</b>	22.8℃	<b>Relative Humidity</b>	54.0%
<b>Pressure</b>	960hPa	<b>Test Voltage</b>	DC 5V by adapter 2#
<b>Test Mode</b>	Mode 4	<b>Antenna Polarity</b>	Horizontal

Frequency (MHz)	Meter Reading (dBμV)	Factor (dB)	Emission Level (dBμV/m)	Limits (dBμV/m)	Margin (dB)	Value Type
4804.000	46.42	0.08	46.50	74	-27.50	peak
4804.000	37.70	0.08	37.78	54	-16.22	AVG
7206.000	41.29	2.21	43.50	74	-30.50	peak
7206.000	32.94	2.21	35.15	54	-18.85	AVG

Remark:

Factor = Antenna Factor + Cable Loss – Pre-amplifier.

<b>EUT Name</b>	Portable DECT Phone	<b>Model Name</b>	W610D
<b>Temperature</b>	22.8℃	<b>Relative Humidity</b>	54.0%
<b>Pressure</b>	960hPa	<b>Test Voltage</b>	DC 5V by adapter 2#
<b>Test Mode</b>	Mode 4	<b>Antenna Polarity</b>	Vertical

Frequency (MHz)	Meter Reading (dBμV)	Factor (dB)	Emission Level (dBμV/m)	Limits (dBμV/m)	Margin (dB)	Value Type
4804.000	46.29	0.08	46.37	74	-27.63	peak
4804.000	37.34	0.08	37.42	54	-16.58	AVG
7206.000	41.45	2.21	43.66	74	-30.34	peak
7206.000	32.35	2.21	34.56	54	-19.44	AVG

Remark:

Factor = Antenna Factor + Cable Loss – Pre-amplifier.

**RESULT: Pass**

Any report having not been signed by authorized approver, or having been altered without authorization, or having not been stamped by the “Dedicated Testing/Inspection Stamp” is deemed to be invalid. Copying or excerpting portion of, or altering the content of the report is not permitted without the written authorization of AGC. The test results presented in the report apply only to the tested sample. Any objections to report issued by AGC should be submitted to AGC within 15days after the issuance of the test report. Further enquiry of validity or verification of the test report should be addressed to AGC by agc01@agccert.com.

Attestation of Global Compliance(Shenzhen)Co., Ltd  
Attestation of Global Compliance(Shenzhen)Std & Tech Co., Ltd  
Tel: +86-755 2523 4088 E-mail: agc@agccert.com Web: http://www.agccert.com/

### Radiated Emissions Test Results for Above 1GHz

<b>EUT Name</b>	Portable DECT Phone	<b>Model Name</b>	W610D
<b>Temperature</b>	22.8℃	<b>Relative Humidity</b>	54.0%
<b>Pressure</b>	960hPa	<b>Test Voltage</b>	DC 5V by adapter 2#
<b>Test Mode</b>	Mode 5	<b>Antenna Polarity</b>	Horizontal

Frequency (MHz)	Meter Reading (dBμV)	Factor (dB)	Emission Level (dBμV/m)	Limits (dBμV/m)	Margin (dB)	Value Type
4880.000	46.36	0.08	46.44	74	-27.56	peak
4880.000	37.60	0.08	37.68	54	-16.32	AVG
7320.000	41.75	2.21	43.96	74	-30.04	peak
7320.000	32.77	2.21	34.98	54	-19.02	AVG

Remark:

Factor = Antenna Factor + Cable Loss – Pre-amplifier.

<b>EUT Name</b>	Portable DECT Phone	<b>Model Name</b>	W610D
<b>Temperature</b>	22.8℃	<b>Relative Humidity</b>	54.0%
<b>Pressure</b>	960hPa	<b>Test Voltage</b>	DC 5V by adapter 2#
<b>Test Mode</b>	Mode 5	<b>Antenna Polarity</b>	Vertical

Frequency (MHz)	Meter Reading (dBμV)	Factor (dB)	Emission Level (dBμV/m)	Limits (dBμV/m)	Margin (dB)	Value Type
4880.000	46.21	0.08	46.29	74	-27.71	peak
4880.000	37.39	0.08	37.47	54	-16.53	AVG
7320.000	41.41	2.21	43.62	74	-30.38	peak
7320.000	32.37	2.21	34.58	54	-19.42	AVG

Remark:

Factor = Antenna Factor + Cable Loss – Pre-amplifier.

### RESULT: Pass

Any report having not been signed by authorized approver, or having been altered without authorization, or having not been stamped by the “Dedicated Testing/Inspection Stamp” is deemed to be invalid. Copying or excerpting portion of, or altering the content of the report is not permitted without the written authorization of AGC. The test results presented in the report apply only to the tested sample. Any objections to report issued by AGC should be submitted to AGC within 15days after the issuance of the test report. Further enquiry of validity or verification of the test report should be addressed to AGC by agc01@agccert.com.

Attestation of Global Compliance(Shenzhen)Co., Ltd

Attestation of Global Compliance(Shenzhen)Std & Tech Co., Ltd

Tel: +86-755 2523 4088 E-mail: agc@agccert.com Web: http://www.agccert.com/

### Radiated Emissions Test Results for Above 1GHz

<b>EUT Name</b>	Portable DECT Phone	<b>Model Name</b>	W610D
<b>Temperature</b>	22.8℃	<b>Relative Humidity</b>	54.0%
<b>Pressure</b>	960hPa	<b>Test Voltage</b>	DC 5V by adapter 2#
<b>Test Mode</b>	Mode 6	<b>Antenna Polarity</b>	Horizontal

Frequency (MHz)	Meter Reading (dBμV)	Factor (dB)	Emission Level (dBμV/m)	Limits (dBμV/m)	Margin (dB)	Value Type
4960.000	46.47	0.08	46.55	74	-27.45	peak
4960.000	37.68	0.08	37.76	54	-16.24	AVG
7440.000	41.05	2.21	43.26	74	-30.74	peak
7440.000	32.64	2.21	34.85	54	-19.15	AVG

Remark:

Factor = Antenna Factor + Cable Loss – Pre-amplifier.

<b>EUT Name</b>	Portable DECT Phone	<b>Model Name</b>	W610D
<b>Temperature</b>	22.8℃	<b>Relative Humidity</b>	54.0%
<b>Pressure</b>	960hPa	<b>Test Voltage</b>	DC 5V by adapter 2#
<b>Test Mode</b>	Mode 6	<b>Antenna Polarity</b>	Vertical

Frequency (MHz)	Meter Reading (dBμV)	Factor (dB)	Emission Level (dBμV/m)	Limits (dBμV/m)	Margin (dB)	Value Type
4960.000	46.59	0.08	46.67	74	-27.33	peak
4960.000	37.78	0.08	37.86	54	-16.14	AVG
7440.000	41.04	2.21	43.25	74	-30.75	peak
7440.000	32.81	2.21	35.02	54	-18.98	AVG

Remark:

Factor = Antenna Factor + Cable Loss – Pre-amplifier.

### RESULT: Pass

#### Note:

- The amplitude of other spurious emissions from 1G to 25 GHz which are attenuated more than 20 dB below the permissible value need not be reported.
- Factor = Antenna Factor + Cable loss – Pre-amplifier gain, Margin = Emission Level - Limit.
- The “Factor” value can be calculated automatically by software of measurement system.

Any report having not been signed by authorized approver, or having been altered without authorization, or having not been stamped by the “Dedicated Testing/Inspection Stamp” is deemed to be invalid. Copying or excerpting portion of, or altering the content of the report is not permitted without the written authorization of AGC. The test results presented in the report apply only to the tested sample. Any objections to report issued by AGC should be submitted to AGC within 15 days after the issuance of the test report. Further enquiry of validity or verification of the test report should be addressed to AGC by agc01@agccert.com.

Attestation of Global Compliance (Shenzhen) Co., Ltd

Attestation of Global Compliance (Shenzhen) Std & Tech Co., Ltd

Tel: +86-755 2523 4088 E-mail: agc@agccert.com Web: <http://www.agccert.com/>

## 7. AC Power Line Conducted Emission Test

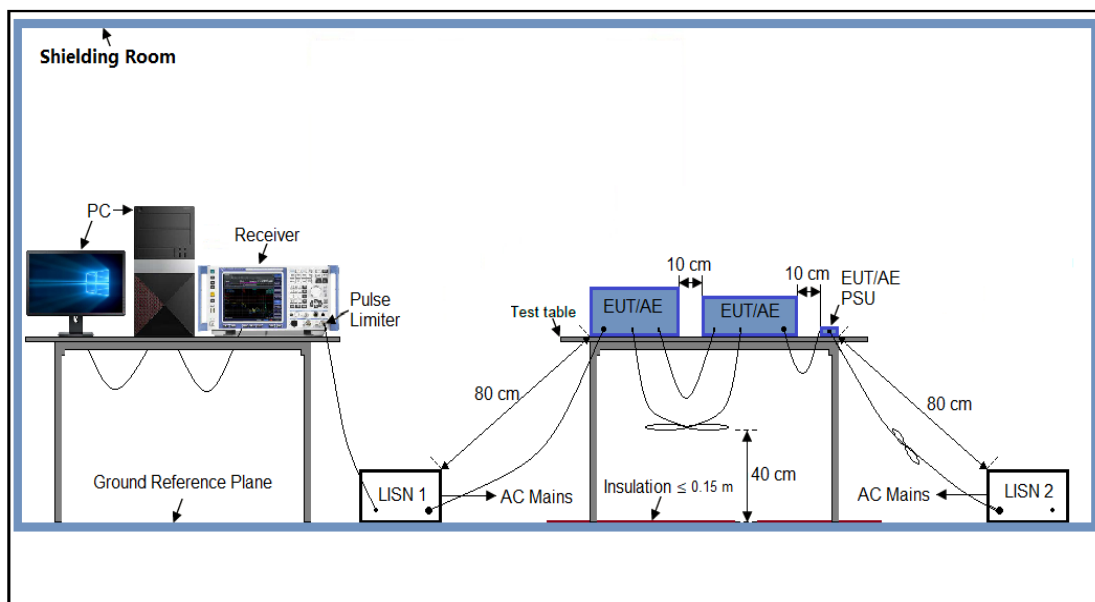
### 7.1 Measurement Limit

Frequency	Maximum RF Line Voltage	
	Q.P. (dBμV)	Average (dBμV)
150kHz~500kHz	66-56	56-46
500kHz~5MHz	56	46
5MHz~30MHz	60	50

Note:

1. The lower limit shall apply at the transition frequency.
2. The limit decreases linearly with the logarithm of the frequency in the range 0.15 MHz to 0.50 MHz

### 7.2 Measurement Setup (Block Diagram of Configuration)



Any report having not been signed by authorized approver, or having been altered without authorization, or having not been stamped by the "Dedicated Testing/Inspection Stamp" is deemed to be invalid. Copying or excerpting portion of, or altering the content of the report is not permitted without the written authorization of AGC. The test results presented in the report apply only to the tested sample. Any objections to report issued by AGC should be submitted to AGC within 15days after the issuance of the test report. Further enquiry of validity or verification of the test report should be addressed to AGC by agc01@agccert.com.

### 7.3 Preliminary Procedure of Line Conducted Emission Test

1. The equipment was set up as per the test configuration to simulate typical actual usage per the user's manual. When the EUT is a tabletop system, a wooden table with a height of 0.8 meters is used and is placed on the ground plane as per ANSI C63.10 (see Test Facility for the dimensions of the ground plane used). When the EUT is a floor-standing equipment, it is placed on the ground plane which has a 3-12 mm non-conductive covering to insulate the EUT from the ground plane.
2. Support equipment, if needed, was placed as per ANSI C63.10.
3. All I/O cables were positioned to simulate typical actual usage as per ANSI C63.10.
4. All support equipment received AC120V/60Hz power from a LISN, if any.
5. The EUT received DC 5V power from adapter which received AC120V/60Hz power from a LISN.
6. The test program was started. Emissions were measured on each current carrying line of the EUT using a spectrum Analyzer / Receiver connected to the LISN powering the EUT. The LISN has two monitoring points: Line 1 (Hot Side) and Line 2 (Neutral Side). Two scans were taken: one with Line 1 connected to Analyzer / Receiver and Line 2 connected to a 50 ohm load; the second scan had Line 1 connected to a 50 ohm load and Line 2 connected to the Analyzer / Receiver.
7. Analyzer / Receiver scanned from 150 kHz to 30MHz for emissions in each of the test modes.
8. During the above scans, the emissions were maximized by cable manipulation.
9. The test mode(s) were scanned during the preliminary test.

Then, the EUT configuration and cable configuration of the above highest emission level were recorded for reference of final testing.

### 7.4 Final Procedure of Line Conducted Emission Test

1. EUT and support equipment was set up on the test bench as per step 2 of the preliminary test.
2. A scan was taken on both power lines, Line 1 and Line 2, recording at least the six highest emissions. Emission frequency and amplitude were recorded into a computer in which correction factors were used to calculate the emission level and compare reading to the applicable limit. If EUT emission level was less – 2dB to the A.V. limit in Peak mode, then the emission signal was re-checked using Q.P and Average detector.
3. The test data of the worst case condition(s) was reported on the Summary Data page.

### 7.5 Measurement Results

Any report having not been signed by authorized approver, or having been altered without authorization, or having not been stamped by the “Dedicated Testing/Inspection Stamp” is deemed to be invalid. Copying or excerpting portion of, or altering the content of the report is not permitted without the written authorization of AGC. The test results presented in the report apply only to the tested sample. Any objections to report issued by AGC should be submitted to AGC within 15days after the issuance of the test report. Further enquiry of validity or verification of the test report should be addressed to AGC by agc01@agccert.com.

Attestation of Global Compliance(Shenzhen)Co., Ltd  
Attestation of Global Compliance(Shenzhen)Std & Tech Co., Ltd  
Tel: +86-755 2523 4088 E-mail: agc@agccert.com Web: <http://www.agccert.com/>



The battery model is YJ563170:

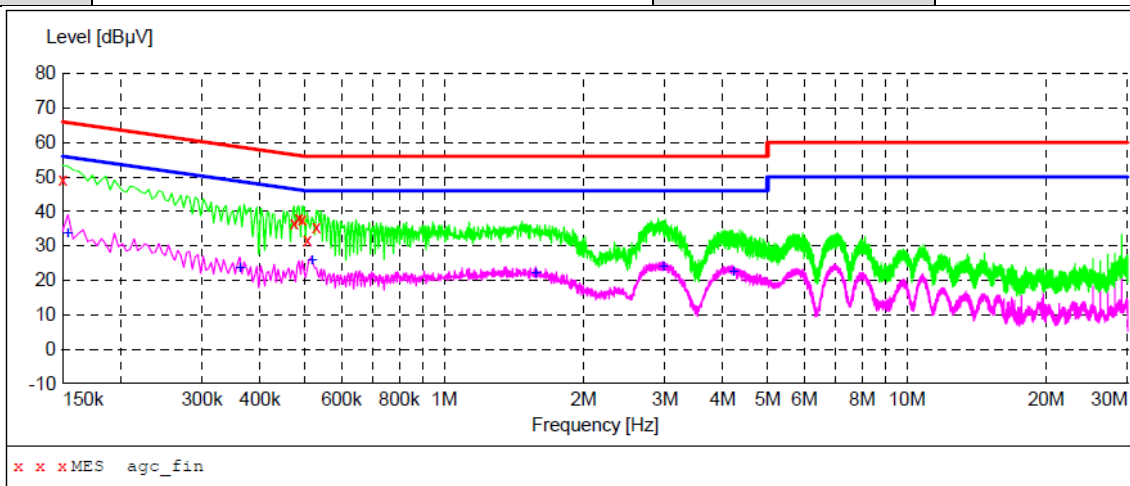
## AC Power Line Conducted Emission Test

Test Mode

Mode 1

LISN Line

Hot Side



## MEASUREMENT RESULT: "agc\_fin"

2024/5/21 17:24

Frequency MHz	Level dBμ					
0.150000	49.20	6.1	66	16.8	QP	L1
0.474000	36.40	6.1	56	20.0	QP	L1
0.486000	38.10	6.1	56	18.1	QP	L1
0.494000	37.80	6.1	56	18.3	QP	L1
0.506000	31.60	6.2	56	24.4	QP	L1
0.530000	35.30	6.2	56	20.7	QP	L1

## MEASUREMENT RESULT: "agc\_fin2"

2024/5/21 17:24

Frequency MHz	Level dBμV	Transd dB	Limit dBμV	Margin dB	Detector	Line
0.154000	33.50	6.1	56	22.3	AV	L1
0.362000	23.60	6.1	49	25.1	AV	L1
0.518000	25.70	6.2	46	20.3	AV	L1
1.578000	22.00	6.2	46	24.0	AV	L1
2.974000	23.80	6.3	46	22.2	AV	L1
4.218000	22.50	6.3	46	23.5	AV	L1

## RESULT: Pass

Any report having not been signed by authorized approver, or having been altered without authorization, or having not been stamped by the "Dedicated Testing/Inspection Stamp" is deemed to be invalid. Copying or excerpting portion of, or altering the content of the report is not permitted without the written authorization of AGC. The test results presented in the report apply only to the tested sample. Any objections to report issued by AGC should be submitted to AGC within 15days after the issuance of the test report. Further enquiry of validity or verification of the test report should be addressed to AGC by agc01@agccert.com.

Attestation of Global Compliance(Shenzhen)Co., Ltd

Attestation of Global Compliance(Shenzhen)Std &amp; Tech Co., Ltd

Tel: +86-755 2523 4088 E-mail: agc@agccert.com Web: http://www.agccert.com/

Any report having not been signed by authorized approver, or having been altered without authorization, or having not been stamped by the “Dedicated Testing/Inspection Stamp” is deemed to be invalid. Copying or excerpting portion of, or altering the content of the report is not permitted without the written authorization of AGC. The test results presented in the report apply only to the tested sample. Any objections to report issued by AGC should be submitted to AGC within 15days after the issuance of the test report. Further enquiry of validity or verification of the test report should be addressed to AGC by [agc01@agccert.com](mailto:agc01@agccert.com).

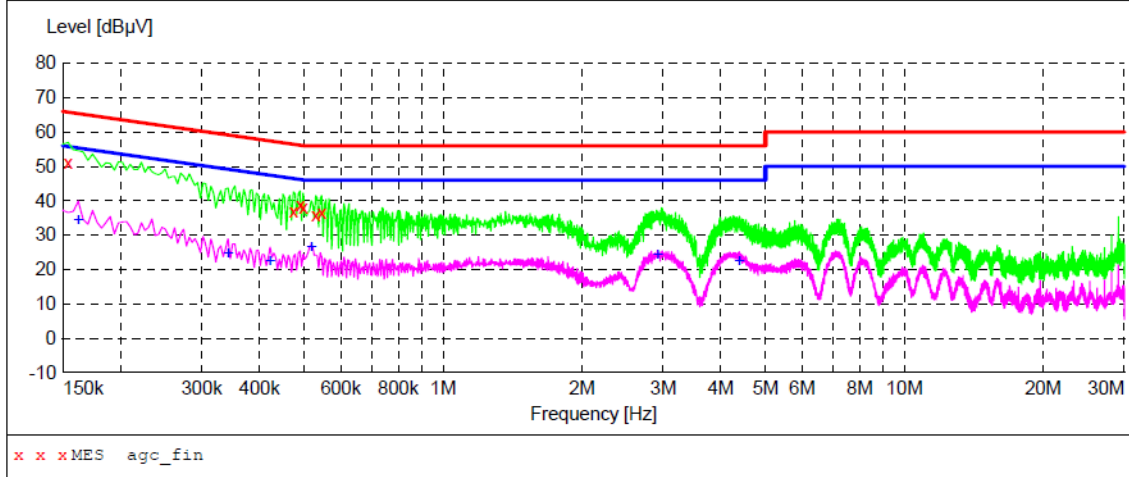
Attestation of Global Compliance(Shenzhen)Co., Ltd

Attestation of Global Compliance(Shenzhen)Std & Tech Co., Ltd

Tel: +86-755 2523 4088 E-mail: [agc@agccert.com](mailto:agc@agccert.com) Web: <http://www.agccert.com/>

## AC Power Line Conducted Emission Test

Test Mode	Mode 1	LISN Line	Neutral Side
-----------	--------	-----------	--------------

**MEASUREMENT RESULT: "agc\_fin"**

2024/5/21 17:21

Frequency MHz	Level dBμV	Transd dB	Limit dBμV	Margin dB	Detector	Line
0.154000	51.00	6.1	66	14.8	QP	N
0.474000	36.80	6.1	56	19.6	QP	N
0.490000	38.70	6.1	56	17.5	QP	N
0.498000	38.20	6.1	56	17.8	QP	N
0.530000	35.80	6.2	56	20.2	QP	N
0.546000	36.40	6.2	56	19.6	QP	N

**MEASUREMENT RESULT: "agc\_fin2"**

2024/5/21 17:21

Frequency MHz	Level dBμV	Transd dB	Limit dBμV	Margin dB	Detector	Line
0.162000	34.40	6.1	55	21.0	AV	N
0.342000	24.60	6.1	49	24.6	AV	N
0.422000	22.30	6.1	47	25.1	AV	N
0.518000	26.30	6.2	46	19.7	AV	N
2.922000	24.10	6.3	46	21.9	AV	N
4.390000	22.20	6.3	46	23.8	AV	N

**RESULT: PASS**

Any report having not been signed by authorized approver, or having been altered without authorization, or having not been stamped by the "Dedicated Testing/Inspection Stamp" is deemed to be invalid. Copying or excerpting portion of, or altering the content of the report is not permitted without the written authorization of AGC. The test results presented in the report apply only to the tested sample. Any objections to report issued by AGC should be submitted to AGC within 15days after the issuance of the test report. Further enquiry of validity or verification of the test report should be addressed to AGC by agc01@agccert.com.

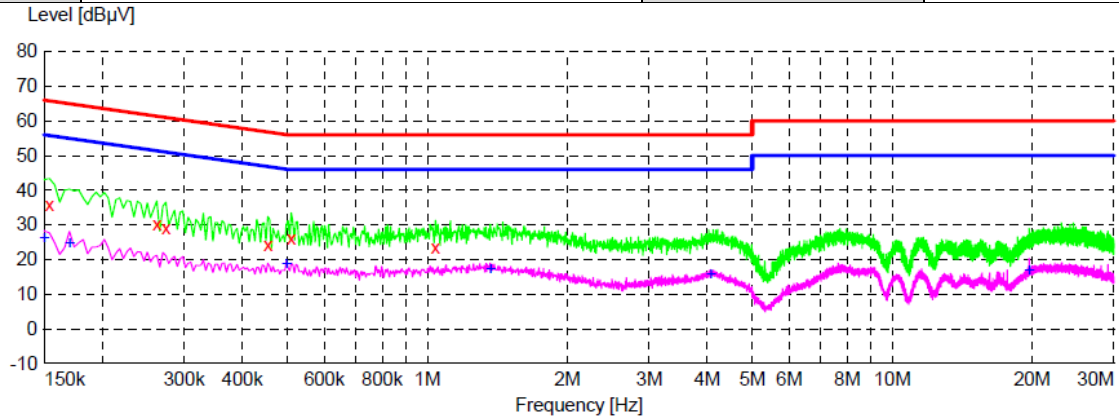
Attestation of Global Compliance(Shenzhen)Co., Ltd

Attestation of Global Compliance(Shenzhen)Std &amp; Tech Co., Ltd

Tel: +86-755 2523 4088 E-mail: agc@agccert.com Web: http://www.agccert.com/

### AC Power Line Conducted Emission Test

Test Mode	Mode 2	LISN Line	Hot Side
-----------	--------	-----------	----------



#### MEASUREMENT RESULT: "agc\_fin"

2024/5/21 17:37

Frequency MHz	Level dBμV	Transd dB	Limit dBμV	Margin dB	Detector	Line
0.154000	35.80	6.1	66	30.0	QP	L1
0.262000	30.30	6.1	61	31.1	QP	L1
0.274000	29.20	6.1	61	31.8	QP	L1
0.454000	24.20	6.1	57	32.6	QP	L1
0.510000	26.00	6.2	56	30.0	QP	L1
1.042000	23.40	6.2	56	32.6	QP	L1

#### MEASUREMENT RESULT: "agc\_fin2"

2024/5/21 17:37

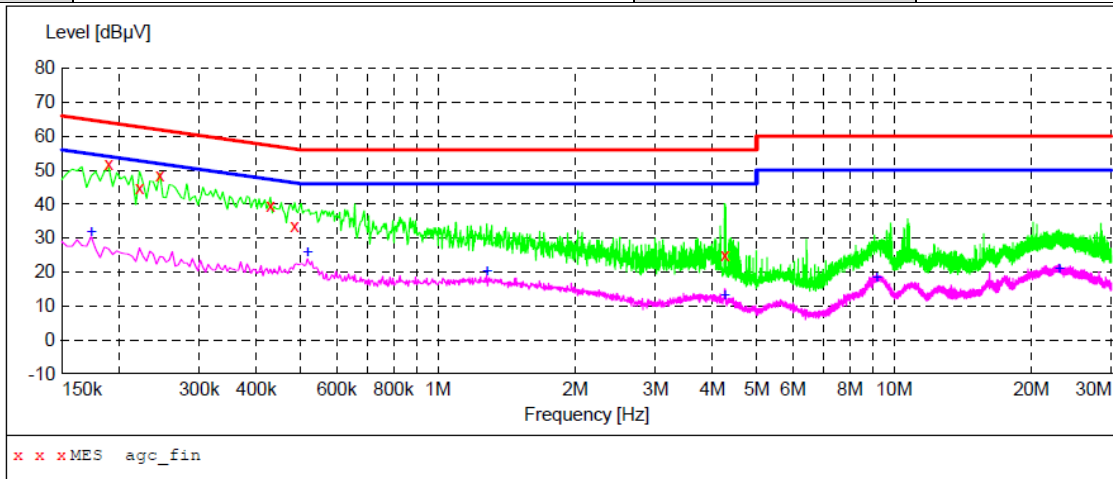
Frequency MHz	Level dBμV	Transd dB	Limit dBμV	Margin dB	Detector	Line
0.150000	25.90	6.1	56	30.1	AV	L1
0.170000	24.60	6.1	55	30.4	AV	L1
0.498000	18.50	6.1	46	27.5	AV	L1
1.366000	17.30	6.2	46	28.7	AV	L1
4.066000	15.60	6.3	46	30.4	AV	L1
19.702000	16.90	7.1	50	33.1	AV	L1

**RESULT: Pass**

Any report having not been signed by authorized approver, or having been altered without authorization, or having not been stamped by the "Dedicated Testing/Inspection Stamp" is deemed to be invalid. Copying or excerpting portion of, or altering the content of the report is not permitted without the written authorization of AGC. The test results presented in the report apply only to the tested sample. Any objections to report issued by AGC should be submitted to AGC within 15days after the issuance of the test report. Further enquiry of validity or verification of the test report should be addressed to AGC by agc01@agccert.com.

### AC Power Line Conducted Emission Test

Test Mode	Mode 2	LISN Line	Neutral Side
-----------	--------	-----------	--------------



#### MEASUREMENT RESULT: "agc\_fin"

2024/5/21 17:29

Frequency MHz	Level dBμV	Transd dB	Limit dBμV	Margin dB	Detector	Line
0.190000	52.00	6.1	64	12.0	QP	N
0.222000	44.90	6.1	63	17.8	QP	N
0.246000	48.30	6.1	62	13.6	QP	N
0.430000	39.50	6.1	57	17.8	QP	N
0.486000	33.60	6.1	56	22.6	QP	N
4.254000	25.00	6.3	56	31.0	QP	N

#### MEASUREMENT RESULT: "agc\_fin2"

2024/5/21 17:29

Frequency MHz	Level dBμV	Transd dB	Limit dBμV	Margin dB	Detector	Line
0.174000	31.50	6.1	55	23.3	AV	N
0.518000	25.60	6.2	46	20.4	AV	N
1.282000	20.00	6.2	46	26.0	AV	N
4.258000	13.00	6.3	46	33.0	AV	N
9.158000	18.20	6.6	50	31.8	AV	N
23.006000	20.70	7.6	50	29.3	AV	N

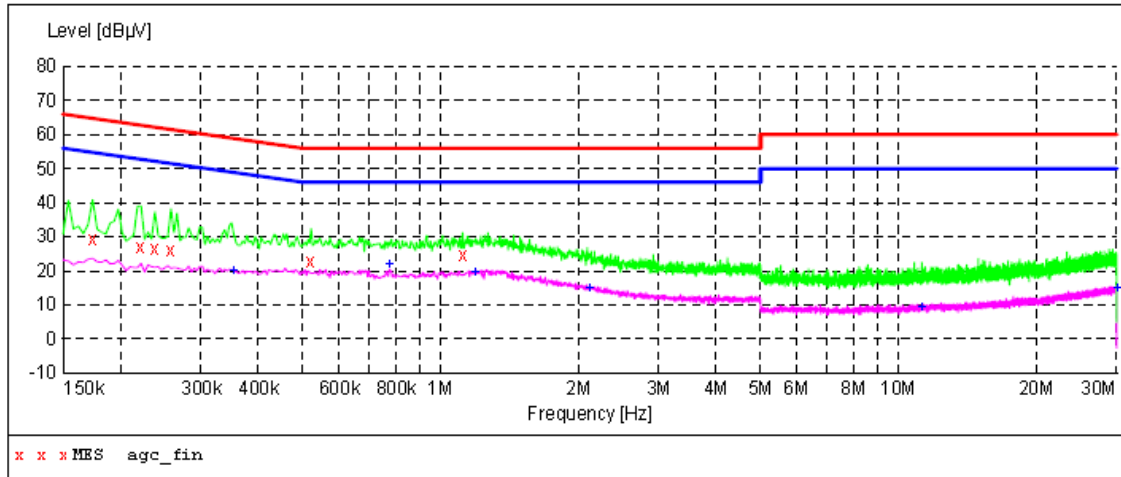
### RESULT: PASS

Any report having not been signed by authorized approver, or having been altered without authorization, or having not been stamped by the "Dedicated Testing/Inspection Stamp" is deemed to be invalid. Copying or excerpting portion of, or altering the content of the report is not permitted without the written authorization of AGC. The test results presented in the report apply only to the tested sample. Any objections to report issued by AGC should be submitted to AGC within 15days after the issuance of the test report. Further enquiry of validity or verification of the test report should be addressed to AGC by agc01@agccert.com.

The battery model is 543171PN3:

### AC Power Line Conducted Emission Test

Test Mode	Mode 1(Adapter 1#)	LISN Line	Hot Side
-----------	--------------------	-----------	----------



#### MEASUREMENT RESULT: "agc\_fin"

2025/5/22 19:50

Frequency MHz	Level dBμV	Transd dB	Limit dBμV	Margin dB	Detector	Line
0.174000	29.30	10.3	65	35.5	QP	L1
0.222000	27.20	10.3	63	35.5	QP	L1
0.238000	26.50	10.3	62	35.7	QP	L1
0.258000	25.90	10.3	62	35.6	QP	L1
0.522000	22.70	10.3	56	33.3	QP	L1
1.118000	24.40	10.4	56	31.6	QP	L1

#### MEASUREMENT RESULT: "agc\_fin2"

2025/5/22 19:50

Frequency MHz	Level dBμV	Transd dB	Limit dBμV	Margin dB	Detector	Line
0.354000	20.20	10.3	49	28.7	AV	L1
0.774000	22.00	10.3	46	24.0	AV	L1
1.194000	19.30	10.4	46	26.7	AV	L1
2.126000	14.80	10.5	46	31.2	AV	L1
11.278000	9.20	12.5	50	40.8	AV	L1
29.998000	14.70	18.1	50	35.3	AV	L1

**RESULT: Pass**

Any report having not been signed by authorized approver, or having been altered without authorization, or having not been stamped by the "Dedicated Testing/Inspection Stamp" is deemed to be invalid. Copying or excerpting portion of, or altering the content of the report is not permitted without the written authorization of AGC. The test results presented in the report apply only to the tested sample. Any objections to report issued by AGC should be submitted to AGC within 15days after the issuance of the test report. Further enquiry of validity or verification of the test report should be addressed to AGC by agc01@agccert.com.

Attestation of Global Compliance(Shenzhen)Co., Ltd

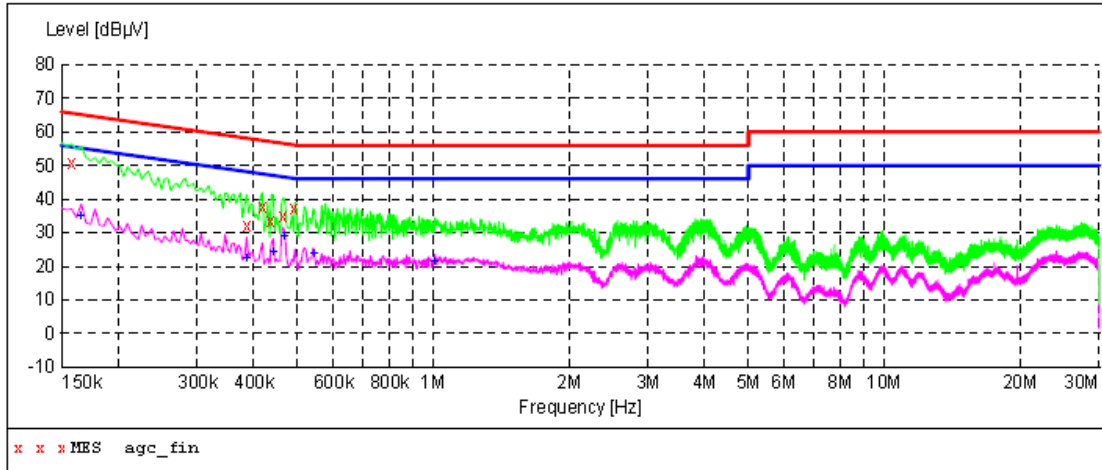
Attestation of Global Compliance(Shenzhen)Std & Tech Co., Ltd

Tel: +86-755 2523 4088 E-mail: agc@agccert.com Web: http://www.agccert.com/



### AC Power Line Conducted Emission Test

Test Mode	Mode 1(Adapter 1#)	LISN Line	Neutral Side
-----------	--------------------	-----------	--------------



#### MEASUREMENT RESULT: "agc\_fin"

2025/5/22 19:53

Frequency MHz	Level dBμV	Transd dB	Limit dBμV	Margin dB	Detector	Line
0.158000	50.90	10.3	66	14.7	QP	N
0.386000	32.00	10.3	58	26.1	QP	N
0.418000	37.60	10.3	58	19.9	QP	N
0.438000	33.70	10.3	57	23.4	QP	N
0.466000	34.70	10.3	57	21.9	QP	N
0.494000	37.40	10.3	56	18.7	QP	N

#### MEASUREMENT RESULT: "agc\_fin2"

2025/5/22 19:53

Frequency MHz	Level dBμV	Transd dB	Limit dBμV	Margin dB	Detector	Line
0.166000	34.80	10.3	55	20.4	AV	N
0.386000	22.30	10.3	48	25.8	AV	N
0.442000	24.20	10.3	47	22.8	AV	N
0.466000	28.90	10.3	47	17.7	AV	N
0.542000	23.90	10.3	46	22.1	AV	N
1.010000	21.60	10.4	46	24.4	AV	N

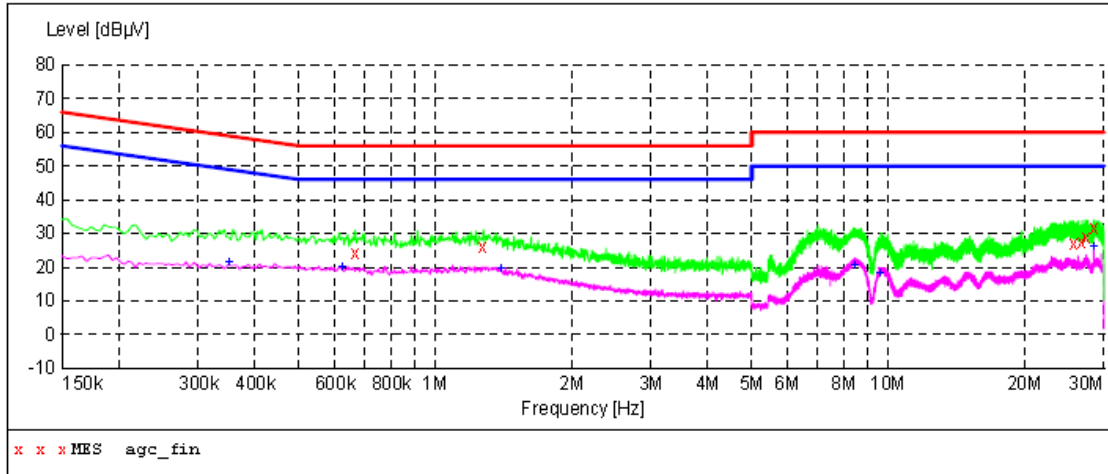
**RESULT: PASS**

Any report having not been signed by authorized approver, or having been altered without authorization, or having not been stamped by the "Dedicated Testing/Inspection Stamp" is deemed to be invalid. Copying or excerpting portion of, or altering the content of the report is not permitted without the written authorization of AGC. The test results presented in the report apply only to the tested sample. Any objections to report issued by AGC should be submitted to AGC within 15days after the issuance of the test report. Further enquiry of validity or verification of the test report should be addressed to AGC by agc01@agccert.com.



### AC Power Line Conducted Emission Test

Test Mode	Mode 1(Adapter 2#)	LISN Line	Hot Side
-----------	--------------------	-----------	----------



#### MEASUREMENT RESULT: "agc\_fin"

2025/5/22 19:28

Frequency MHz	Level dBμV	Transd dB	Limit dBμV	Margin dB	Detector	Line
0.666000	24.20	10.3	56	31.8	QP	L1
1.278000	25.90	10.4	56	30.1	QP	L1
25.662000	27.10	16.8	60	32.9	QP	L1
26.878000	27.60	17.2	60	32.4	QP	L1
27.382000	28.90	17.4	60	31.1	QP	L1
28.474000	31.60	17.7	60	28.4	QP	L1

#### MEASUREMENT RESULT: "agc\_fin2"

2025/5/22 19:28

Frequency MHz	Level dBμV	Transd dB	Limit dBμV	Margin dB	Detector	Line
0.350000	21.60	10.3	49	27.4	AV	L1
0.622000	19.80	10.3	46	26.2	AV	L1
1.398000	19.60	10.4	46	26.4	AV	L1
8.466000	20.30	11.8	50	29.7	AV	L1
9.630000	18.30	12.1	50	31.7	AV	L1
28.474000	26.20	17.7	50	23.8	AV	L1

**RESULT: Pass**

Any report having not been signed by authorized approver, or having been altered without authorization, or having not been stamped by the "Dedicated Testing/Inspection Stamp" is deemed to be invalid. Copying or excerpting portion of, or altering the content of the report is not permitted without the written authorization of AGC. The test results presented in the report apply only to the tested sample. Any objections to report issued by AGC should be submitted to AGC within 15days after the issuance of the test report. Further enquiry of validity or verification of the test report should be addressed to AGC by agc01@agccert.com.

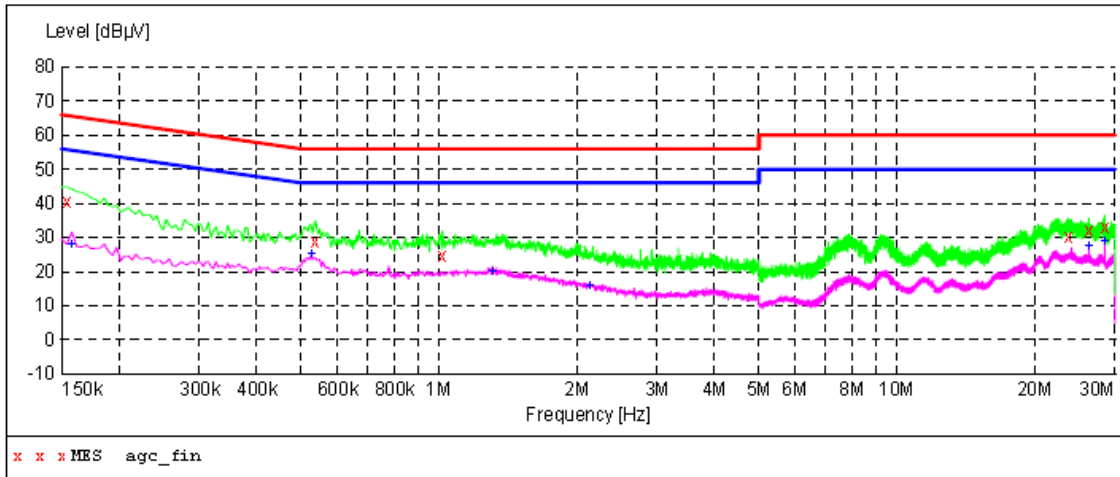
Attestation of Global Compliance(Shenzhen)Co., Ltd

Attestation of Global Compliance(Shenzhen)Std &amp; Tech Co., Ltd

Tel: +86-755 2523 4088 E-mail: agc@agccert.com Web: http://www.agccert.com/

### AC Power Line Conducted Emission Test

Test Mode	Mode 1(Adapter 2#)	LISN Line	Neutral Side
-----------	--------------------	-----------	--------------



#### MEASUREMENT RESULT: "agc\_fin"

2025/5/22 19:31

Frequency MHz	Level dBμV	Transd dB	Limit dBμV	Margin dB	Detector	Line
0.154000	40.70	10.3	66	25.1	QP	N
0.538000	28.80	10.3	56	27.2	QP	N
1.018000	24.80	10.4	56	31.2	QP	N
23.706000	30.10	16.2	60	29.9	QP	N
26.282000	32.10	17.0	60	27.9	QP	N
28.478000	32.90	17.7	60	27.1	QP	N

#### MEASUREMENT RESULT: "agc\_fin2"

2025/5/22 19:31

Frequency MHz	Level dBμV	Transd dB	Limit dBμV	Margin dB	Detector	Line
0.158000	28.10	10.3	56	27.5	AV	N
0.526000	25.10	10.3	46	20.9	AV	N
1.310000	19.90	10.4	46	26.1	AV	N
2.134000	15.70	10.5	46	30.3	AV	N
26.282000	27.60	17.0	50	22.4	AV	N
28.474000	29.00	17.7	50	21.0	AV	N

**RESULT: PASS**

Any report having not been signed by authorized approver, or having been altered without authorization, or having not been stamped by the "Dedicated Testing/Inspection Stamp" is deemed to be invalid. Copying or excerpting portion of, or altering the content of the report is not permitted without the written authorization of AGC. The test results presented in the report apply only to the tested sample. Any objections to report issued by AGC should be submitted to AGC within 15days after the issuance of the test report. Further enquiry of validity or verification of the test report should be addressed to AGC by agc01@agccert.com.

Attestation of Global Compliance(Shenzhen)Co., Ltd

Attestation of Global Compliance(Shenzhen)Std &amp; Tech Co., Ltd

Tel: +86-755 2523 4088 E-mail: agc@agccert.com Web: http://www.agccert.com/

### **Appendix I: Photographs of Test Setup**

Refer to the Report No.: AGC14499240405AP02B

### **Appendix II: Photographs of Test EUT**

Refer to the Report No.: AGC14499240405AP03B

Any report having not been signed by authorized approver, or having been altered without authorization, or having not been stamped by the “Dedicated Testing/Inspection Stamp” is deemed to be invalid. Copying or excerpting portion of, or altering the content of the report is not permitted without the written authorization of AGC. The test results presented in the report apply only to the tested sample. Any objections to report issued by AGC should be submitted to AGC within 15days after the issuance of the test report. Further enquiry of validity or verification of the test report should be addressed to AGC by [agc01@agccert.com](mailto:agc01@agccert.com).

Attestation of Global Compliance(Shenzhen)Co., Ltd

Attestation of Global Compliance(Shenzhen)Std & Tech Co., Ltd

Tel: +86-755 2523 4088 E-mail: [agc@agccert.com](mailto:agc@agccert.com) Web: <http://www.agccert.com/>

## Conditions of Issuance of Test Reports

1. All samples and goods are accepted by the Attestation of Global Compliance (Shenzhen) Co., Ltd (the "Company") solely for testing and reporting in accordance with the following terms and conditions. The company provides its services on the basis that such terms and conditions constitute express agreement between the company and any person, firm or company requesting its services (the "Clients").
2. Any report issued by Company as a result of this application for testing services (the "Report") shall be issued in confidence to the Clients and the Report will be strictly treated as such by the Company. It may not be reproduced either in its entirety or in part and it may not be used for advertising or other unauthorized purposes without the written consent of the Company. The Clients to whom the Report is issued may, however, show or send it, or a certified copy thereof prepared by the Company to its customer, supplier or other persons directly concerned. The Company will not, without the consent of the Clients, enter into any discussion or correspondence with any third party concerning the contents of the Report, unless required by the relevant governmental authorities, laws or court orders.
3. The Company shall not be called or be liable to be called to give evidence or testimony on the Report in a court of law without its prior written consent, unless required by the relevant governmental authorities, laws or court orders.
4. In the event of the improper use of the report as determined by the Company, the Company reserves the right to withdraw it, and to adopt any other additional remedies which may be appropriate.
5. Samples submitted for testing are accepted on the understanding that the Report issued cannot form the basis of, or be the instrument for, any legal action against the Company.
6. The Company will not be liable for or accept responsibility for any loss or damage however arising from the use of information contained in any of its Reports or in any communication whatsoever about its said tests or investigations.
7. Clients wishing to use the Report in court proceedings or arbitration shall inform the Company to that effect prior to submitting the sample for testing.
8. The Company is not responsible for recalling the electronic version of the original report when any revision is made to them. The Client assumes the responsibility to providing the revised version to any interested party who uses them.
9. Subject to the variable length of retention time for test data and report stored hereinto as otherwise specifically required by individual accreditation authorities, the Company will only keep the supporting test data and information of the test report for a period of six years. The data and information will be disposed of after the aforementioned retention period has elapsed. Under no circumstances shall we provide any data and information which has been disposed of after retention period. Under no circumstances shall we be liable for damage of any kind, including (but not limited to) compensatory damages, lost profits, lost data, or any form of special, incidental, indirect, consequential or punitive damages of any kind, whether based on breach of contract of warranty, tort (including negligence), product liability or otherwise, even if we are informed in advance of the possibility of such damages.

**-----End of Report-----**

Any report having not been signed by authorized approver, or having been altered without authorization, or having not been stamped by the "Dedicated Testing/Inspection Stamp" is deemed to be invalid. Copying or excerpting portion of, or altering the content of the report is not permitted without the written authorization of AGC. The test results presented in the report apply only to the tested sample. Any objections to report issued by AGC should be submitted to AGC within 15days after the issuance of the test report. Further enquiry of validity or verification of the test report should be addressed to AGC by [agc01@agccert.com](mailto:agc01@agccert.com).

Attestation of Global Compliance(Shenzhen)Co., Ltd

Attestation of Global Compliance(Shenzhen)Std & Tech Co., Ltd

Tel: +86-755 2523 4088 E-mail: [agc@agccert.com](mailto:agc@agccert.com) Web: <http://www.agccert.com/>