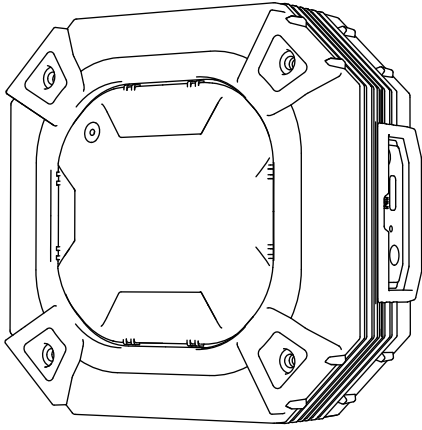


正面

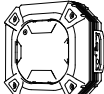
80*110mm


3mm出血


Wireless speaker User Manual




What's Included

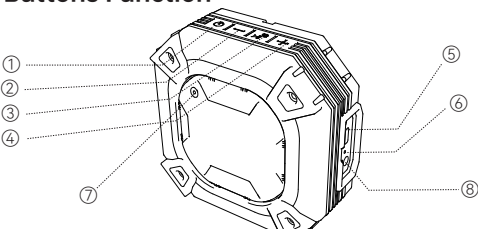
 Wireless speaker*1

 Charging cable*1

 User manual*1

 3.5mm Audio Cable*1

Buttons Function



①	Power button	⑤	Type-C charging port
②	Volume -	⑥	Indicator
③	Play/pause button	⑦	Microphone
④	Volume +	⑧	AUX port

Using Your Hearing Protector

Turn ON:
Press and hold the 2S MFB

Turn OFF:
Press and hold for 3S MFB

💡 THE speaker will automatically turn off after 10 minutes if no device is connected.

Charger your speaker

💡 Flashing red	Low power
🔴 Steady red	Charging
🟢 OFF	Fully charged

Use the included USB cable to charge your speaker and make sure it is fully charged before first use.

Pair with your device

*Press and hold the power button 3s, Indicator will flashlight red and blue fast


*open the Bluetooth on your device and select "SP-004"start to pairing.

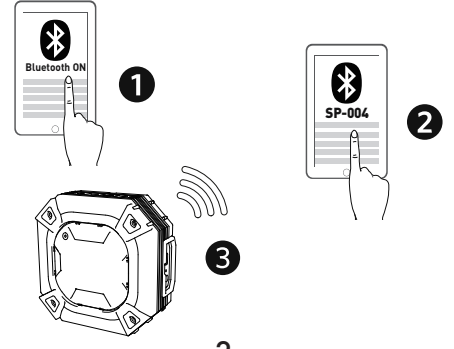
*When turned on, the speaker will automatically connect to the last connected device if available. If not, it will enter pairing mode

*Having connection problems? Remove "SP-004" from your device's Bluetooth history, ensure it's less than 3 feet away then try pairing again.

*TWS (True Wireless Stereo) Mode


Two speakers can pair with each other for stereo sound. Both speakers can play the same audio (one as the left channel and the other as the right channel).

With one speaker connected to a smartphone, double press the  on two speakers to enter TWS pairing mode.




背面



3mm出血

	Double press	Pairing
TWS	Steady Blue (Speaker1)	Enter / Exit TWS Mode
	Steady Blue (Speaker2)	Enter / Exit TWS Mode



Music



	operation	Action
	play/pause music	single press
+	volume +	single press
-	volume -	single press
+	Next song	press and hold 1second
-	Previous song	press and hold 1second

Voice assistant

	activate voice assistant	press and hold 1second
	stop voice assistant	press and hold 1second

Call

	operation	Action
	answer call	single press
	end call	single press

	reject call	press and hold 2second (when a call coming)
	Redial call	single press
		Double press

Sound notifications

Function	Voice
Turn on	Power on
Turn off	Power off
Bluetooth paring	Paring
Connected	Connected
Disconnected	Disconnected
Battery high	Battery high (70%-100%)
Battery Medium	Battery Medium (70%-100%)
Battery low	Battery low (70%-100%)
Low battery	Please charger

Indicator

Power on	Blue light flashes 3 seconds
Power off	Blue light flashes 2 seconds
Pairing	Flashes red and blue

Connected	Blue light flashes every 10 seconds
Charging	Red light
Fulled charged	Light off
Battery low	Red light flashes every 5 seconds

Specifications

Version	5.4
Input	5V =2A
Charging time	3 hours
Working range	15 meters
Working time	45 hours (80% volume)
Audio output	10W (peak power)
Battery capacity	4000mAh

Correct Disposal of This Product (Waste Electrical & Electronic Equipment)

This Marking shown on the product or its literature, indicate t hat it should not be disposed with other household wastes at the end of its working life.To prevent possible harm to the environment or human health from uncontrolle d waste disposal, please separate this from other types of wastes and recycle it responsibly to promote the sustainable reuse of material resources.


Household user should contact either the retailer where they pu rchased this product, or their local government office, for details of where and how they can m ake this item for environmentally safe recycling.Business users should contact th eir supplier and check the terms and conditions of the purchase contract.this product shoul d not be mixed with other commercial wastes for disposal.

FCC STATEMENT :
This device complies with Part 15 of the FCC Rules. Operation i s subject to the following two conditions:
(1)This device may not cause harmful interference, and
(2)This device must accept any interference received, including interference that may cause undesired operation.

Warning: Changes or modifications not expressly approved by the party responsible for compliance could void the user's authority to operate the equip ment.

NOTE: This equipment has been tested and found to comply with the limits for a Class B digital device, pursuant to Part 15 of the FCC Rules These limits are d esigned to provide reasonable protection against harmful interference in a residential instal lation. This equipment generates uses and can radiate radio frequency energy and, if notinstalle d and used in accordance with the instructions, may cause harmful interference to radio commu nications. However, there is no guarantee that interference will not occur in a particular inst allation. If this equipment does cause harmful interference to radio or television reception, which ca n be determined by turning the equipment off and on, the user is encouraged to try to correct the interference by one or more of the following measures:
Reorient or relocate the receiving antenna.
Increase the separation between the equipment and receiver.
Connect the equipment into an outlet on a circuit different from that to which the receiver is connected.
Consult the dealer or an experienced radio/TV technician for help

RF warning statement:
The device has been evaluated to meet general RF exposure requi rement. The device can be used in portable exposure condition without restr iction.



FCCID:2BCRG-SP-004

WARNING: DO NOT DISPOSE OF THE UNIT IN FIRE OR WATER. -> NEVER ATTEMPT TO DISASSEMBLE AND REASSEMBLE *WASTE ELECTRICAL PRODUCTS SHOULD NOT BE DISPOSED OF WITH HOUSEHOLD WASTE. ELECTRICAL PRODUCTS SHOULD NOT BE DISPOSED OF WITH HOUSEHOLD WASTE. RECYCLE WHERE FACILITIES EXIST. -> CHECK CHECK WITH YOUR LOCAL AUTHORITIES FOR RECYCLING ADVICE. KEEP YOUR DEVICE AND ALL ACCESSORIES OUT OF THE REACH OF CHILDREN AND ANIMALS -> SMALL PARTS CAN CAUSE SUFFOCATION OR INJURY. SMALL PARTS CAN CAUSE CHOKING OR SERIOUS INJURY IF SWALLOWED. -> AVOID EXPOSING YOUR DEVICE TO VERY HOT OR VERY COLD TEMPERATURES (BELOW -4°C / OR ABOVE +41°C / BELOW -4°C / OR ABOVE +41°C. -> EXTREME TEMPERATURES MAY CAUSE DEFORMATION OF THE DEVICE AND REDUCE THE CHARGING CAPACITY AND LIFETIME OF YOUR DEVICE. AND REDUCE THE CHARGING CAPACITY AND LIFE SPAN OF YOUR DEVICE. -> DO NOT ALLOW YOUR DEVICE TO GET WET / LIQUIDS CAN CAUSE SERIOUS DAMAGE. -> DO NOT HANDLE YOUR DEVICE WITH WET HANDS.