

Battery safety information

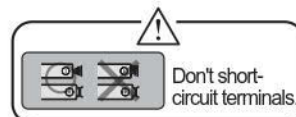
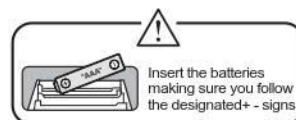
1. Do not short-circuit terminals;
2. Do not recharge non-rechargeable batteries;
3. Rechargeable batteries may only be charged under the supervision of an adult;
4. Do not mix old and new batteries or different types of batteries;
5. Dispose of batteries safely. Don't dispose of batteries in fire as they may explode;
6. The battery charger used should be regularly examined for damage to the cord, plug, enclosure and other parts. In the event of damage do not use it until it has been repaired.
7. Exhausted batteries are to be removed from the toy;
8. Keep the instructions for future reference. It contains important information;
9. Packaging must be kept since it contains important information;
10. Rechargeable batteries are to be removed from the toy before being charged.

Care and Maintenance

1. Always remove batteries from the toy when it is not being used for a long period of time.
2. Wipe the toy gently with a clean dry cloth;
3. Keep the toy away from direct sunlight and avoid high temperature.

Play attention to

1. In the case of insufficient power, the flipping function will be lost during playing.
2. Please do not run on the smooth ground, otherwise the flipping function will be lost during playing.
3. Please make sure the battery will be charged fully at once.



INCLUDES RECHARGEABLE BATTERY

Use instruction

- Thank you for choosing our toy R/C car. to ensure correct and enjoyable use, please read through the before use instruction and have enough understanding of the product before use.



CAUTION:

■ Battery operated product

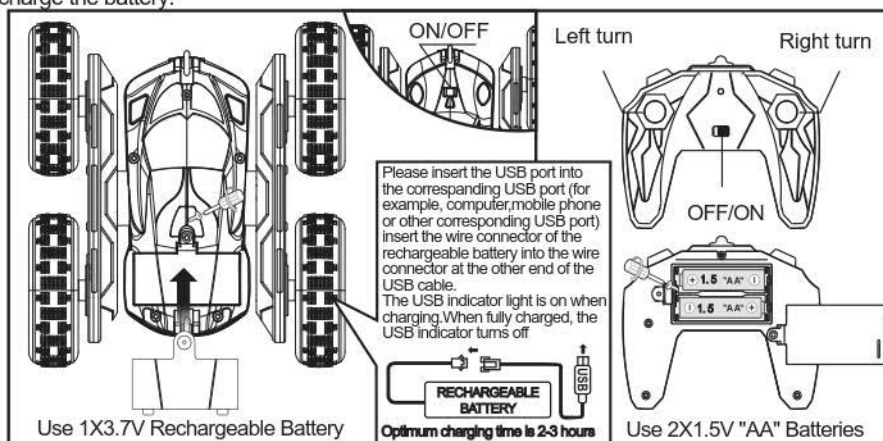
Suitable for ages 6+. As with all electrical products, precautions should be observed during handling and using to prevent electric shock.

How To Install The Battery

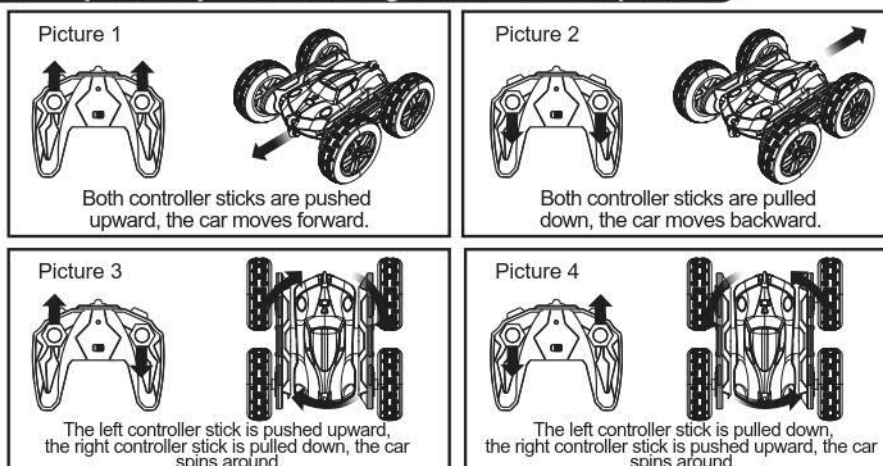
1. Turn the switches located on both the car and controller to the "OFF" position. (if has switch)
2. Open the battery cover Using a crosshead screwdriver.
3. Insert the batteries following the picture below.
4. Close the battery compartment

How To Play

1. Turn the switches located on both the car and the controller to the "ON" position.
2. Then operate the car.
3. When your R/C model car begins to lose performance, power or function, it may be time to charge the battery!



Basic operation picture showing how to use this product



FCC Caution

This device complies with part 15 of the FCC Rules. Operation is subject to the following two conditions:

(1) This device may not cause harmful interference, and (2) this device must accept any interference received, including interference that may cause undesired operation.

Any Changes or modifications not expressly approved by the party responsible for compliance could void the user's authority to operate the equipment.

Note: This equipment has been tested and found to comply with the limits for a Class B digital device, pursuant to part 15 of the FCC Rules. These limits are designed to provide reasonable protection against harmful interference in a residential installation. This equipment generates uses and can radiate radio frequency energy and, if not installed and used in accordance with the instructions, may cause harmful interference to radio communications. However, there is no guarantee that interference will not occur in a particular installation. If this equipment does cause harmful interference to radio or television reception, which can be determined by turning the equipment off and on, the user is encouraged to try to correct the interference by one or more of the following measures:

- Reorient or relocate the receiving antenna.
- Increase the separation between the equipment and receiver.
- Connect the equipment into an outlet on a circuit different from that to which the receiver is connected.
- Consult the dealer or an experienced radio/TV technician for help.

*** RF warning for Portable device:**

The device has been evaluated to meet general RF exposure requirement. The device can be used in portable exposure condition without restriction.

IC Caution.

CAN ICES-003(B) / NMB-003(B)

RSS-Gen Issue 3 December 2010" & "CNR-Gen 3e édition Décembre 2010:

- English:

This device complies with Industry Canada licence-exempt RSS standard(s).

Operation is subject to the following two conditions: (1) This device may not cause interference, and (2) This device must accept any interference, including interference that may cause undesired operation of the device.

- French:

Le présent appareil est conforme aux CNR d'Industrie Canada applicables aux appareils radio exempts de licence. L'exploitation est autorisée aux deux conditions suivantes: (1) l'appareil ne doit pas produire de brouillage, et (2) l'utilisateur de l'appareil doit accepter tout brouillage radioélectrique subi, même si le brouillage est susceptible d'en compromettre le fonctionnement.