

产品使用手册

Product User Manual



Contents 目录



开始了解 GYMBOT	P1	About GYMBOT	P13
组件示意图	P1	Products Diagram	P13
基本参数	P2	Specifications	P14
安装指导说明	P3	Installation Guide	P15
免责声明	P4	Disclaimer	P16
安全警示	P5	Safety Reminder	P17
不适宜人群	P6	Not Suitable For	P18
产品维护及保养	P7	Product Maintenance	P20
服务免责	P8	Terms of Service	P21
售后服务说明	P10	After-sales Service	P23
保修卡	P11	Warranty Card	P24
保修条例	P12	Warranty Regulations	P25
		FCC WARNING	P26

开始了解 GYMBOT

GYMBOT 是一款由广东中科凯泽信息科技有限公司独自研发制造的 AI 免穿戴互动健身设备。该设备基于 3D 计算机视觉技术，实时捕捉用户的全身运动数据，与人工智能教练的正确动作进行对比，实时纠正用户的动作，同时还会根据用户动作给予准确评分。

GYMBOT 拥有海量专业的课程教程，包括健身、舞蹈、武术、瑜伽等，使健身锻炼、瑜伽锻炼、舞蹈武术练习不再仅限于健身房与舞社武馆，从此不再需要花费高额的费用雇佣健身教练、舞蹈和武术老师。GYMBOT 让用户在家即可随时进行健身、练舞，还有武术锻炼，不仅助您强身健体，精进武术舞艺，还帮您塑造魔鬼身材。

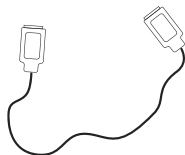


关注 GYMBOT 公众号
获得更多运动健身资讯

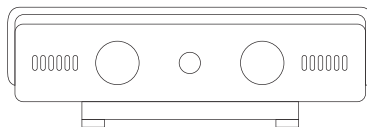
组件示意图



电源适配器 *1



HDMI 线 *1

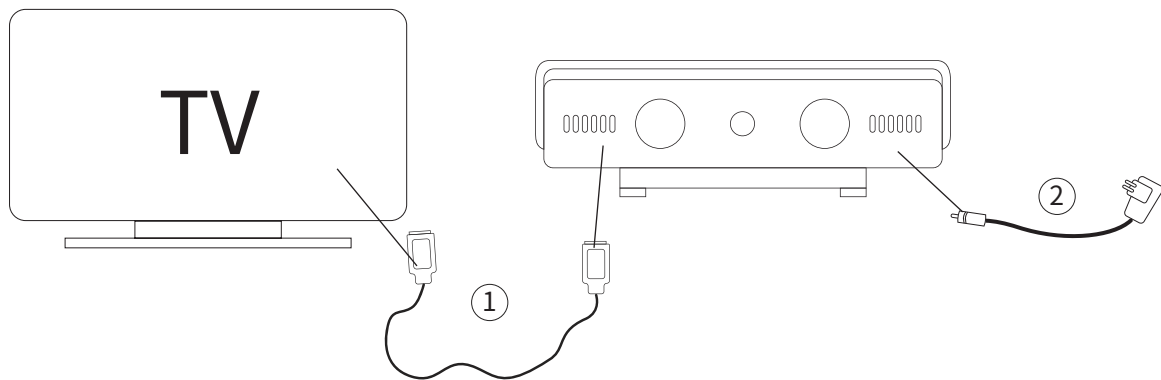


GYMBOT 主机 *1

基本参数

主机型号	KZ-GYM-02
内存	4GB
存储	32GB
摄像机	1920*1080 百万高清
网络	WIFI 802.11b/g/n、千兆有线网络
接口	HDMI 2.0、千兆网口、电源口（DC 12V）
尺寸	180*86*37 mm
电源	DC 12V 2A
功率	10W

安装指导说明



设备组装步骤:

- ① 用 HDMI 线将 GYMBOT 主机与电视机相连。
- ② 把电源适配器插上 GYMBOT 主机。

使用空间及设备固定:

请将 GYMBOT 主机放置在显示器上方，开启设备后请站在显示器前，根据屏幕提示，保证全身能通过摄像头显示在屏幕上。

免责声明

1. 为保护用户的合法权益，请您在使用本产品前务必仔细阅读我们随附提供的【产品使用手册】及其中的免责声明，请您务必按照本【产品使用手册】的要求操作本产品。
2. 一旦开始使用本产品，即视为您已阅读、理解、认可和接受本产品的【产品使用手册】中相关免责声明的全部条款和内容。使用者承诺对自己的行为及因此而产生的所有后果负责。使用者承诺仅出于正当目的使用本产品，并且同意 GYMBOT 官方现时及此以后可能制定的任何相关政策或者准则。
3. 在使用本产品的过程中，请您务必严格遵守并执行包括但不限于【产品使用手册】的要求。对于违反【产品使用手册】及免责声明所提示的使用行为或不可抗因素导致的一切人身伤害、事故、财产损失、法律纠纷，及其他一切造成利益冲突的不利事件，均由用户自己承担相关责任和损失，GYMBOT 官方将不承担任何责任。
4. 用户使用本产品直接或间接发生的任何违反法律规定的行为，GYMBOT 官方将不承担任何责任。

安全警示

1. 本产品为非防水设计，本产品应当放置在干燥、通风环境；请勿在户外使用本产品，亦不得在可能暴露在雨水、雷电、沙尘、雾气、冰雪、冰雹大风、低温的恶劣环境使用本产品。
2. 请勿向本产品泼水，且务必有效防止本产品电源插孔空隙进水，避免本产品出现短路或其他损害。
3. 遇到雷雨天气时，请将电源插头拔出，以避免造成设备损坏，在使用过程中，如果出现了杂音、异味或其他异常使用现象，请立即关闭电源并拔出插头，并与 GYMBOT 客服联系。
4. 请确保使用的插座是经国家安全认证的合格产品，电源插座请勿超负荷用电。
5. 请确保使用本产品随附的原装电源线，勿使用其他品牌的电源设备为本产品供电。
6. 使用本产品时，请远离手机基站，大功率发射设备等高电磁干扰的环境。请严格按照本【产品使用手册】的要求进行安装，将本产品放置于可稳定固定的位置，确保本产品的稳定性。
7. 请确保未成年人不在本产品周边玩耍、嬉戏追逐、玩闹、跑跳以及以任何方法推拽、碰触、撞击本产品，避免造成本产品的倾倒或损害。
8. 请确保家中的宠物不在本产品周边玩耍、嬉戏、玩闹、跑跳以及以任何方法推拽、碰触、撞击本产品，避免造成本产品的倾倒或损害。

不适宜人群

1. 65 周岁以上老人。
2. 孕妇。
3. 正在服用药物的人士。
4. 患有任何慢性疾病或机体损伤，包括但不限于高血压、心脏病、脑梗、脑供血不足及其他心脑血管疾病。
5. 糖尿病、低血糖、痛风及其他新陈代谢类疾病。哮喘及其他呼吸系统疾病及其他任何慢性疾病。肌肉，韧带损伤、筋膜损伤、关节炎症及损伤、结缔组织病、软组织损伤及其他骨科伤病或任何急慢性机体损伤 (包括在其恢复期)。
6. 肢体协调功能障碍，中枢神经或外周血管及神经疾病。
7. 其他不适合运动的疾病及情况。
8. 未成年人需在监护人陪同下使用本产品。
9. 其他不具备完全民事行为能力的人士。
10. 饮酒、疲劳、高强度工作后、作息不规律、身体不适等情况下禁止使用本产品，请勿在憋闷或高温环境中使用本产品，避免出现中暑或其他身体损害。

在使用本产品的过程中，可佩戴有效的心率监测设备，实时监测心率变化，确保运动强度在你可承受的范围内。请注意控制运动的时长、强度、次数和频率，避免超过自身负荷能力进行长时间、大强度、高频次的运动，避免出现运动损伤。运动过程中，一旦出现胸闷、头晕、身体某些部位明显疼痛等其他任何不适，请立即停止运动，及时就医。

产品维护及保养

1. 不要随意用含有化学物质的溶液擦拭产品表面，这些溶液可能对产品外表造成永久性损坏。
2. 必要时可在关机断电后用干净柔软的干棉布对产品表面进行适当清洁维护，但切忌反复用力擦拭。
3. 如本产品不慎进水，请勿直接使用吹风机的热风对相关部位进行加热。
4. 禁止自行拆装本产品，这样可能会造成产品损坏及人体伤害，并使你所享有的产品保修失效。
5. 请勿拆下后盖，产品内部的调整 and 检查应由专业人员进行，不得使用非原厂配件擅自进行维护和替换。
6. 请勿改装本产品，或将本产品用于非原设计用途。
7. 请勿擅自通过任何方式对本产品的软件进行反编译、修改和不恰当的升级。
8. 请不要将锐利物、金属触碰信号接头伸入散热孔内，以免引起电路短路造成产品短路损坏或发生触电危险。

服务免责

下列情况可能导致 GYMBOT 官方不能按要求提供服务 (包括但不限于三包服务):

1. 不可抗力 (包括但不限于火灾、水灾、地震、雷击等) 引起的意外情况。
2. 社会性问题 (包括但不限于动乱、战争、罢工、政府管制等) 引起的服务条件恶化。
3. 能量供应中断 (包括但不限于电力、供水、油等) 引起的服务无法实施。
4. 运营商通讯系统中断。
5. 自然损耗或磨损造成的设备损坏。
6. 因现场设备运行环境 (比如潮湿) 或外部因素 (比如外部电磁干扰、内部互联设备的故障等) 不能满足本产品以书面提示的正常运行环境要求, 所造成的直接损坏。
7. 由于用户的故意或疏忽、使用不当或蓄意破坏行为对本产品造成硬件或数据损坏。
8. 用户没有根据【产品使用手册】及免责申明的提示使用本产品, 所造成的损坏。用户人为 (包括家中宠物) 造成本产品的坠落、滑倒、倾覆、破碎或其他损害。
9. 因用户或第三方所造成的系统损坏, 包括未按 GYMBOT 官方的要求擅自对系统重新迁移、安装、升级造成的损坏。
10. 由于用户基础设施的原因造成的系统损坏。

11. 未经 GYMBOT 官方授权许可的改装、拆卸、维修，硬件或软件已被修改的设备。
12. 外购件不在本服务说明书所含的服务范围内。
13. 故意行为造成的损失。
14. 外观磨损、划痕以及其他不影响正常使用的损失。
15. 数据丢失等非硬件损失。
16. 已经超出保障服务时限。
17. 间接损坏。
18. 认定遗失或被盗的产品损坏。
19. 自行刷机、升级和软件中毒等系统、软件问题造成终端产品的功能故障。
20. 因使用未经国家 3C 强制认证的数码配件导致终端产品的使用功能故障。

售后服务说明

1. 在不影响二次销售、会员兑换码未使用、包装保存完好、配件齐全的情况下，GYMBOT 智能健身运动设备支持七天无理由退货，请您确认需求后再激活使用。因包装特殊，拆封后不可复原，非质量问题不支持七天无理由退货。(注：商品塑料膜被拆或者纸质撕拉式封口被撕皆视为已拆封)。
2. 请务必确认好包装外观完好后方可签收，如有外观损坏，请拒收；本产品自签收次日起八到十五天内，发生非人为损坏的性能故障，可以选择维修，其他附件、赠品不在换货范围之内。
3. 消费者正常使用可享受自购机日起整机免费保修服务一年；过了免费保修期的产品售后维护按对应的部件费用收维护费用。
4. 保修期内维修更换的零件其所有权归广东中科凯泽信息科技有限公司所有。
5. 任何情况下出现退换货产生的邮费均由买方承担。
6. 根据国家规定出现以下情况之一的，均不属于广东中科凯泽信息科技有限公司保修范围，应实行收费修理：
 - a、非广东中科凯泽信息科技有限公司维修人员拆卸、维修造成损坏；
 - b、不按说明书注意事项要求使用的；
 - c、因不可抗力(火灾、地震、水灾、雷电等自然灾害)造成故障与损坏；
 - d、过了免费保修期的产品售后维护按对应的部件费用收维护费用。

以上条款解释权归广东中科凯泽信息科技有限公司所有。

保修卡

产品名称：	产品型号：
客户名称：	购买日期：
订单编号：	联系电话：
通信地址：	

- 维修记录

序号	维修日期	故障描述	维修人员签字

保修条例

1. 用户自购机之日起可享受一年内免费保修服务 (外观不在保修范围内), 购买时间以购机凭证为准。
2. 在保修时, 用户需同时凭本卡及有效购机凭证进行保修。
3. 以下情况不在保修范围内 (可提供相应保修服务但需收取相应费用):
 - a、一切人为因素损坏, 包括在非正常环境下使用, 未按说明书使用或因保管不当所引起的硬件及软件部分;
 - b、用户私自拆卸、维修、改装或由未经广东中科凯泽信息科技有限公司授权的单位维修, 没有保修卡或有效购机凭证;
 - c、购机后由自行不良运输或不可抗力因素 (包括但不限于火灾、水灾、雷击、地震等) 引起的损坏。

广东中科凯泽信息科技有限公司有权保留对以上条例的修改权及解释权。

手机应用

微信搜索 GYMBOT 小程序, 配合设备一起使用, 快来开启运动吧~

About GYMBOT

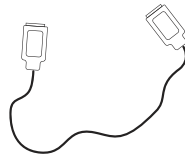
GYMBOT is an AI contactless and non-wearing, interactive motion capture sports gadget developed and manufactured by Guangdong CAS Cogniser information Technology Co.Ltd (the Company). Based on our proprietary 3D computer vision technology, GYMBOT can capture the whole-body movement data of the player in real time which will be compared with the movements of our professional coaches. Natural human voice advice will be sounded immediately to advise the players. A reference score will also be shown for your movements trying to encourage players to improve as well as to enjoy.

GYMBOT is installed with a large number of professional courses, including fitness, street dance, martial arts, yoga and more. You can save the time-consuming travellings to your gym or studio. You can also save the expensive fees paid to your private coaches or dance instructors. Plug your GYMBOT to your TV-set, you can enjoy exercises and trainings at any time and for any duration. Players can train together with an acquaintance using the same GYMBOT. What's more exciting is that players can invite another GYMBOT player to exercise together, having a friendly online match. GYMBOT is not just helping you to build and shape your body, improving your martial-arts and dance skills comfortably at home, but also expand your healthy and energetic living into a global sports fan community.

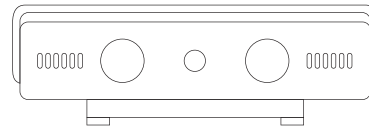
Products Diagram



Power Adapter X1



HDMI Cable X1

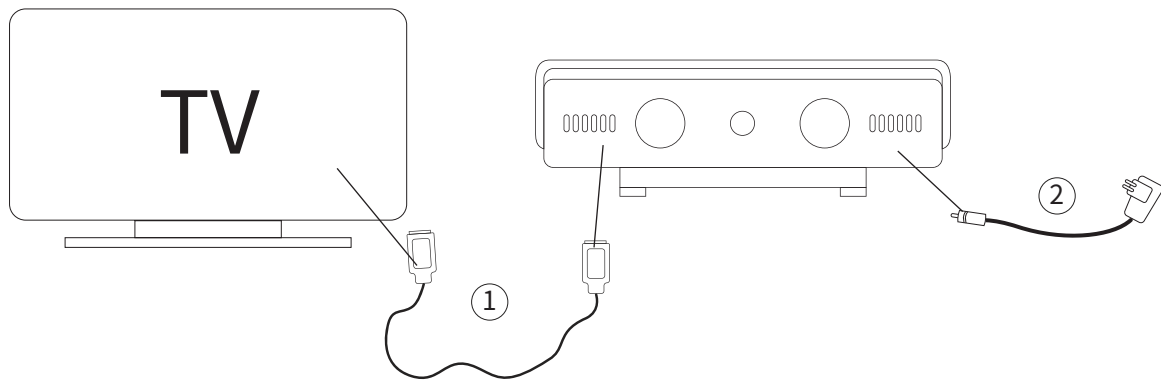


AI Box X1

Specifications

Model	KZ-GYM-02
RAM	4GB
Storage	32GB
Camera	1920 * 1080 pixels (Full HD)
Network	WIFI 802.11b/g/n, Gigabit Ethernet network
Interface	HDMI 2.0, Gigabit network interface, Power (DC-IN) port
Size	180*86*37 mm
Power supply	DC 12V 2A
Power consumption	10W

Installation Guide



Assembly steps:

- ① Connect your TV-set or monitor with the AI Box using the HDMI Cable.
- ② Plug the Power Adapter into the AI Box.

Recommend distance and camera fixation:

Please place the GYMBOT on top of your TV-Set or monitor. After turning on GYMBOT, please stand in front of the monitor. To improve accuracy, please ensure your whole body is displayed on the screen.

Disclaimer

- 1、 Please read this Product User Manual carefully before using GYMBOT, especially this Disclaimer section. Please make sure you follow the Product User Manual on installation and operations.
- 2、 Please be noted that you confirm your full acceptance, understanding of all the terms and conditions on this Product User Manual once you register on GYMBOT. You agree to use GYMBOT according to the Product User Manual. You concur that you take full responsibility of the consequences of your own actions and behaviour. You agree the rules and future changes that the Company set for using GYMBOT
- 3、 During the usage of GYMBOT, you must strictly abide by and implement the requirements including but not limited to the Product User Manual. For all personal injuries, accidents, property losses, legal disputes and other adverse events causing conflicts of interest caused by violation of the users' behavior or inevitable factors indicated in the Product User Manual and this disclaimer, the user shall bear relevant responsibilities and losses, and the Company will not bear any responsibility.
- 4、 Gymbot officials will not bear any responsibility for any violation of laws and regulations directly or indirectly caused by the user during the usage of GYMBOT.

Safety Reminder

- 1、GYMBOT is not waterproof. Please put GYMBOT in a dry location with good ventilation. GYMBOT is not for outdoor usage and must be protected from raining, lightning, sandy & dusty situations, fog & mist, snowing, hail & strong wind and low temperature.
- 2、Please do not splash water and/or other liquid at GYMBOT. Preventing GYMBOT from short-circuted and/or other damages, the power plug-in hole of GYMBOT must not be in contact with water.
- 3、Please remove GYMBOT from power source when there is a thunderstorm. If there is noise and/or smell from GYMBOT, please turn it off and remove it from power source. Contact GYMBOT customer service immediately.
- 4、Please make sure the socket connecting to GYMBOT is not over-burdened and is a domestic certified safety product.
- 5、Please use the original cables come with the GYMBOT. Do not use other branded power source devices and/or cables.
- 6、Please keep a distance from mobile phone base stations during using GYMBOT, High powered electromagnetic wave can disturb the operations of GYMBOT. Please strictly follow the Product User Manual on installation and put GYMBOT at a stable and fixed location.
- 7、Please keep GYMBOT away from minor-aged preventing it from falling from high position and/or crashing into other hard materials, and/or direct damaging.
- 8、Please keep GYMBOT away from pets and/or other animals preventing it from falling from high position, crashing into other hard materials, and/or direct damaging.

Not Suitable For

The following people are not suitable for using GYMBOT. Must consult your doctor before using GYMBOT.

- 1、 People of 65 years or older
- 2、 Pregnant Women
- 3、 People on medication
- 4、 People with chronic disease and/or body injury, including but not limited to high blood pressure, coronary diseases, brain diseases and other diseases related to brain, heart, and blood vessels.
- 5、 People with diabetes, low blood sugar, metabolic arthritis and other diseases related to metabolism. People with asthma and other respiratory diseases. People with injuries or inflammation at muscle, tendon, myofascial tissue, connective tissue, soft tissue and orthopedic tissues. People with arthritis and/or chronic injuries (including recovery period from injuries).
- 6、 People with deficiency in limb coordination. People with central nervous system or neuronic disease. People with peripheral blood vessel disease.
- 7、 Any other disease and/or condition that is not suitable for exercise and training.
- 8、 Minor must be accompanied with adult when using GYMBOT.
- 9、 People who do not have adequate mental capacity.

10、 People who is physically weak, tired , after intensive works or drinking alcohol.

Please do not use GYMBOT in a location with poor ventilation and high temperature.

Please wear heart-rate-monitoring device when you are using GYMBOT. Keep close monitoring of your heart rate making sure the rate is within safety range. When you are using GYMBOT to exercise or training, make sure the intensity, duration and frequency are within your strength. Once you feel dizzy, chest tightness, any acute pain of any parts of your body, please stop using GYMBOT and consult with your doctor.

Product Maintenance

- 1、 Do not wipe/rub the surface of GYMBOT with chemical solvent.
- 2、 Please turn off GYMBOT and clean the surface with soft cotton cloth and avoid strong rubbing repeatedly.
- 3、 If water has entered GYMBOT, please do not blow hot air to it or part of it.
- 4、 Please do not disassemble GYMBOT yourself. It might cause damages to GYMBOT as well as to your body. It will also void the warranty.
- 5、 Please do not remove the exterior cover of GYMBOT. All maintenance and/or checking must be performed by the authorized persons of the Company.
- 6、 Please do not try to replace any parts/components by yourself.
- 7、 Please do not modify and/or change GYMBOT. Please do not use GYMBOT on purposes other than the designated features/functions installed by the Company.
- 8、 Please do not use any ways to copy, alter, modify and/or unofficially upgrade the software of GYMBOT.
- 9、 Please do not use metallic items and/or sharp/pointed subjects touching or piercing into the ventilation hole/slot. It might short-circuit GYMBOT and be dangerous.

Terms of Service

The Company does not take responsibilities for not able to provide service to the user due to the following situations.

- 1、 Damages/malfunctions caused by Force Majeure (Including but not limited to fire, flooding, earthquake, lightning, etc.).
- 2、 Inability to provide service caused by special events (Including but not limited to war, riot, strike, domestic government regulation).
- 3、 Inability to provide service due to power supply problems (Including but not limited to shortages in electricity supply, water, oil products etc.).
- 4、 Poor quality and/or disruption of network signal.
- 5、 Damages caused by natural wear and tear.
- 6、 Malfunction and/or damages caused by the external conditions of GYMBOT (Including but not limited to humidity, signal interference by electromagnetic wave, third party Internet products)
- 7、 Damages and/or data loss caused by negligence and/or improper usage of user.
- 8、 Damages caused by user' s failure to follow the Product User Manual and the Disclaimer. Damages caused by human factors (Including but not limited to falling and/or breaking triggered by human, pet and/or animal).
- 9、 Damages caused by user and/or third-party actions (Including but not limited to improper installation, modification and/or upgrading).

- 10、 Infrastructural facilities damages.
- 11、 Unauthorized modification, disassembly, maintenance of hardware/software of GYMBOT.
- 12、 Other third-party items (not mentioned in the Product User Manual).
- 13、 Damages by intentional actions.
- 14、 Scratches and worn-out appearance which do not affect the functionality of GYMBOT.
- 15、 Damages related to non-hardware such as data loss.
- 16、 Warranty expired
- 17、 Indirect loss
- 18、 Damages and loss due to theft and misplacement.
- 19、 Damages and/or malfunctions of GYMBOT features/functions caused by improper installation, upgrade and/or hacking.
- 20、 Damages and/or malfunctions of GYMBOT due to use of uncertified/unapproved digital accessories.

After-sales Service

- 1、 After purchase, there is a 7-day return policy. Please make sure your decision to use GYMBOT before you unwrap and/or activate GYMBOT. Return is accepted only when all items within GYMBOT package are included and intact, Membership card code is not yet been used to register, plastic bag and packaging are all intact and without unsealed.
- 2、 Please only confirm receipt of GYMBOT after inspecting there is no external damages. In the event of malfunctions detected within 8 to 15 days from the day after the receipt, and damage is not caused by human factors, misuse of the product , you can choose to repair at our service centres, this does not apply to accessories and gifts.
- 3、 Limited warranty lasts for 1 year. The after-sales maintenance of the product after the free warranty period shall be charged according to the corresponding cost of parts and costs of maintenance.
- 4、 The parts repaired and replaced during the warranty period are owned by the Company.
- 5、 The courier fees incurred on returning GYMBOT is borne by the user.
- 6、 The Company will not provide warranty service under the following situations.
 - a、 Damages due to disassembly and maintenance by un-authorized person(s).
 - b、 Damages caused by user’ s failure to follow the Product User Manual
 - c、 Damages caused by Force Majeure (natural disaster such as fire, earthquake, flood, lightning)
 - d、 Warranty Expired

Maintenance services will be provided according to the prevailing rates of the Company.

Warranty Card

Product Name:	Product Type:
Client Name:	Purchase Date:
Order No.:	Telephone:
Address:	

-Maintenance record

No.	Maintenance date	Fault description	Maintenance personnel's signature

Warranty Regulations

- 1、 Users can enjoy a one-year free warranty service from the date of purchase printed on the respective invoice (the appearance is not covered by the warranty).
- 2、 Users needs to present the card and valid purchase record upon requesting warranted maintainence.
- 3、 The following conditions are not covered by the warranty:
(maintainence services can be provided can be provided according to the prevailing rate of the Company.)
 - a、 Damages caused by human factors, including the hardware and software, caused by usage in abnormal environment, failure to follow the instructions and/or due to improper storage;
 - b、 User has disassembled, repaired, refitted, and/or has repaired by an un-authorized party.
 - c、 Damages caused by improper transportation or force majeure situations (including but not limited to flooding, fire, lightning, earthquake, etc.) after purchase.
- 4、 Cogniser reserves the right to amend and interpret the above regulations.

Download application

You can search for GYMBOT app in the App store / Google play on your mobile phone. Join us! Feel The Fun and Bring Sports Home!

FCC WARNING

This device complies with part 15 of the FCC Rules. Operation is subject to the following two conditions: (1) this device may not cause harmful interference, and (2) this device must accept any interference received, including interference that may cause undesired operation.

Any changes or modifications not expressly approved by the party responsible for compliance could void the user's authority to operate the equipment.

NOTE: This equipment has been tested and found to comply with the limits for a Class B digital device, pursuant to Part 15 of the FCC Rules. These limits are designed to provide reasonable protection against harmful interference in a residential installation. This equipment generates, uses and can radiate radio frequency energy and, if not installed and used in accordance with the instructions, may cause harmful interference to radio communications.

However, there is no guarantee that interference will not occur in a particular installation. If this equipment does cause harmful interference to radio or television reception,

which can be determined by turning the equipment off and on, the user is encouraged to try to correct the interference by one or more of the following measures:

- Reorient or relocate the receiving antenna.
- Increase the separation between the equipment and receiver.
- Connect the equipment into an outlet on a circuit different from that to which the receiver is connected.

-- Consult the dealer or an experienced radio/TV technician for help.

To maintain compliance with FCC's RF Exposure guidelines, This equipment should be installed and operated with minimum 20cm distance between the radiator and your body; Use only the supplied antenna.

