

# **USER GUIDE**

**Android 13 Tablet 10.1**

**Model: G11**



## Index

1. Acknowledgements
2. Package contents
3. Overview
4. Safety precautions for batteries
5. Warnings
6. Software update management
7. Hardware guide
8. Technical specifications
9. Disposal rules
10. Customer support

## Acknowledgements

This product has been designed to take advantage of mobility and direct interaction via the touch screen, mobile, WiFi and Bluetooth connectivity.

The specifications and information contained in this manual are provided only for informational use and are subject to change at any time, without notice, and can not be construed as a commitment by the company.

The company assumes no responsibility and does not assume any error or inaccuracy that may appear in this manual, including the products and software described.

## Package contents

Verify that the following items are included in the package:

1 Tablet	1 Type-C USB cable
1 Power adapter	1 User manual
1 Certificate of conformity	1 SIM card ejector
1 Welcome flyer	1 Sticker

If something is missing or damaged, or the unit won't start, please contact **Prosper Wireless Customer Support at (800) 611-6206 or [hi@prosperwireless.us](mailto:hi@prosperwireless.us)**. Please keep all packaging in case the device needs to be returned.

## Overview

If the device does not respond when you press the power button, the battery is probably completely discharged. Charge the battery for at least 30 minutes (using the Type-C cable and the power adapter supplied with the device) and then switch on the device again.

All rechargeable batteries have a limited life span. If you notice a significant reduction in the battery life of the device, please contact Prosper Wireless.

The device can heat up with prolonged use or if exposed to high temperatures. If the device overheats, stop charging it, and place in a cool place and allow it to cool down. Avoid touching the surface of the device in case of overheating.

Charging times may vary depending on the ambient temperature and the remaining battery level.

## Safety precautions for batteries








**Use the correct external power supply.** The power adapter of this product can only be used with the power type indicated on the electrical rating label. If you are unsure of the type of power required, please contact Prosper Wireless customer support.

## Battery pack care

The product contains a lithium polymer battery. If the battery pack is handled incorrectly there is a risk of fire and burns. **Do not attempt to open or repair the battery pack.**

In case of prolonged non-usage, make sure to leave the battery with a residual charge of about 50%. The device displays a low battery warning when the battery is almost empty. Charge the device immediately to prevent it from turning off automatically.

## Warnings

-  Only the original power adapter and Type-C line cable can be used to charge the tablet. Using different power adapters may damage the tablet.
-  Make sure you plug the power supply into the power outlet with the correct input voltage. The adapter output voltage is 5.0V DC, 2A.
-  Keep your device away from strong magnetic fields which may damage the device.
-  Only qualified employees of our company can repair tablets.
-  We recommend keeping the volume at a safe level to preserve your health. In case of prolonged exposure to loud noise, hearing troubles may arise.
-  Be careful not to drop the device or bump it against objects, it may cause damages not covered by the standard warranty.
-  Do not expose your device to damp environments, rain or extremely hot environments. Contact with liquids, sand or prolonged exposure to high temperatures may cause irreparable damage.



EXPLOSION HAZARD if the battery is replaced with a not compliant model.

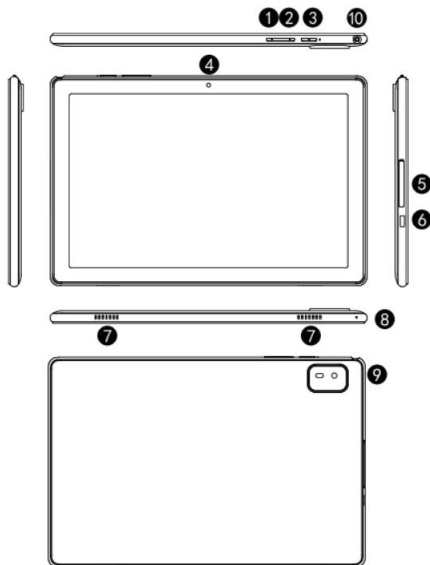


## Software update management

During software updates or download operations, removing the power supply may result in irreversible data loss.

Any tampering with the software may generate additional costs for recovery.

## Hardware Guide



1 Volume down

2 Volume up

3 Power switch

4 Selfie camera

5 SIM/TF card

6 Type-C interface (full function)

7 Speaker

8 Microphone

9 Rear camera

10 Headphone jack

## Technical specifications

Tablet  
dimensions

Width: 246.53mm  
Height: 163.33mm

Thickness: 10.2mm  
Weight: 511g

Chip



MT8766

Display



Standard LCM Switch FPC  
800RGB x 1280 Dots 10.1" TFT  
LCD

Touch  
Screen



G+G 10.1

Operating  
system



Android™ 13

Case



Memory



RAM: 4GB  
ROM: 64GB

Buttons



Power on, Volume

Inputs |  
outputs



MicroUSB port

MicroSD slot

Mini audio jack port for headphones

Battery



Lithium Polymer battery:  
5000 mAh 3.8V

Connections



WiFi:2.4 + 5G BT:5.0

Camera  
Sensor



5MP Front, 8 MP Rear

ACCELEROMETER

The information contained in the user manual may change without notice.

## Disposal



**DO NOT THROW** the battery in the trash. Instead, use the e-waste disposal available in your local community.



**DO NOT DISPOSE OF** the tablet in the trash.

This product has been designed for reuse of some parts and the recycling of other parts. The X symbol on the dustbin indicates electrical and electronic contents, and/or batteries containing mercury. Therefore, the product should not be disposed of with normal municipal waste.

**Check local regulations for proper disposal of electronic products.**



**DO NOT THROW** tablet in fire. **DO NOT** short-circuit the internal contacts. **DO NOT** disassemble your tablet.

## Customer Support

If you need help, please contact **hi@prosperwireless.us** or toll-free at **800-611-6206**.

We're here for you 7 days a week. Se habla Español.

## FCC Statement

This equipment has been tested and found to comply with the limits for a Class B digital device, pursuant to part 15 of the FCC Rules. These limits are designed to provide reasonable protection against harmful interference in a residential installation. This equipment generates, uses and can radiate radio frequency energy and, if not installed and used in accordance with the instructions, may cause harmful interference to radio communications. However, there is no guarantee that interference will not occur in a particular installation. If this equipment does cause harmful interference to radio or television reception, which can be determined by turning the equipment off and on, the user is encouraged to try to correct the interference by one or more of the following measures:

- Reorient or relocate the receiving antenna.
- Increase the separation between the equipment and receiver.
- Connect the equipment into an outlet on a circuit different from that to which the receiver is connected.
- Consult the dealer or an experienced radio/TV technician for help.

Caution: Any changes or modifications to this device not explicitly approved by manufacturer could void your authority to operate this equipment.

This device complies with part 15 of the FCC Rules. Operation is subject to the following two conditions: (1) This device may not cause harmful interference, and (2) this device must accept any interference received, including interference that may cause undesired operation.

### Specific Absorption Rate (SAR) information:

This tablet pc meets the government's requirements for exposure to radio waves. The guidelines are based on standards that were developed by independent scientific organizations through periodic and thorough evaluation of scientific studies. The standards include a substantial safety margin designed to assure the safety of all persons regardless of age or health. FCC RF Exposure Information and Statement the SAR limit of USA (FCC) is 1.6 W/kg averaged over one gram of tissue. Device types: tablet pc has also been tested against this SAR limit. This device was tested for typical body-worn operations with the back of the tablet pc kept 0mm from the body. To maintain compliance with FCC RF exposure requirements, use accessories that maintain an 0mm separation distance between the user's body and the back of the tablet pc. The use of belt clips, holsters and similar accessories should not contain metallic components in its assembly. The use of accessories that do not satisfy these requirements may not comply with FCC RF exposure requirements, and should be avoided.

## **G11 Tablet User Guide**

**Prosper Wireless**

[www.prosperwireless.us](http://www.prosperwireless.us)

[hi@prosperwireless.us](mailto:hi@prosperwireless.us)

(800) 611-6206